

Never stop making your **MSK ultrasound exam easier**



@easyScanning
Fast image optimization

@easyResolution
To leverage the accuracy

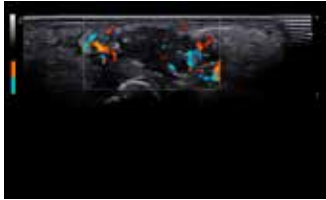


Official
Partner

NEVER STOP SEEING THE UNSEEN.

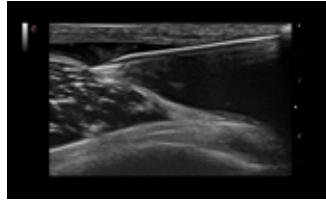
esaote

Esaote **MSK solutions**: make your **ultrasound exam easier**



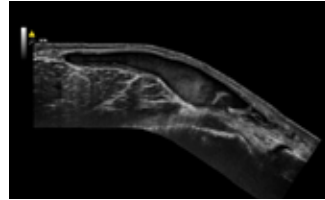
VHF Probes

Outstanding image quality for very superficial scans with maximum resolution, up to 24 MHz.



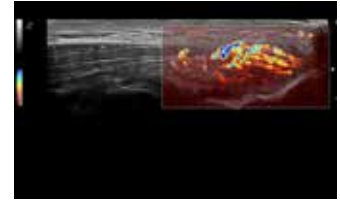
Needle Enhancement

Advanced needle visualization that improves needle reflectance and contributes to needle visibility.



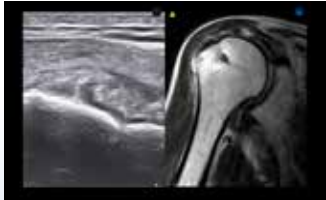
VPan

Panoramic imaging which merges multiple frames extending the field of view to entire districts.



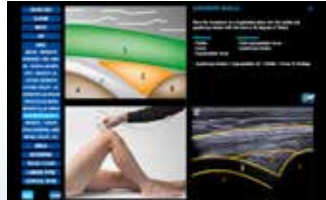
microV & QPack

Maximum sensitivity to highlight even the smallest flows and the tissue perfusion and quantification of the vascularized part.



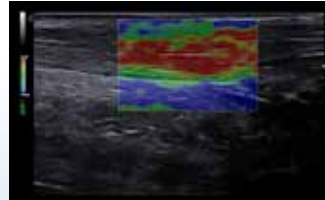
Follow Up US/2nd Modality

Real-time comparison between live ultrasound image and second modality.



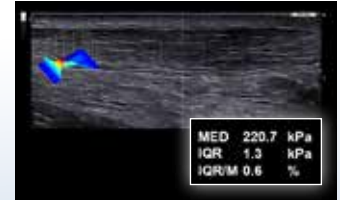
MyLibrary

On board reference guide with anatomical, ecographic, *how to scan*, and textual description.



ElaXto

Real-time and non-invasive assessment of tissue stiffness and representation at a glance with color-coded stiffness mapping.



QElaXto

Immediate quantitative measurement of the tissue stiffness with an index of reliability.



Esaote S.p.A. - sole-shareholder company - Via Enrico Meloni 77, 16152 Genova, ITALY, Tel. +39 010 6547 1, Fax +39 010 6547 275, info@esaote.com

Technology and features are system/configuration dependent. Specifications subject to change without notice. Information might refer to products or modalities not yet approved in all countries. Product images are for illustrative purposes only. For further details, please contact your Esaote sales representative.

N E V E R S T O P S E E I N G T H E U N S E E N .

