



MyLab 60 / 70 / 70 XVG

MyLabClass-C

MyLabTwice

MyLabEight

Ultrasound Scanners

DICOM Conformance Statement

Document Version A7.4

Date: MAY 19, 2016

1 CONFORMANCE STATEMENT OVERVIEW

MyLab MyLab 60 / 70 / 70 XVG, MyLabClass-C, MyLabTwice and MyLabEight are a family of Ultrasound scanners made by Esaote; their software is based upon the Windows® XP or Windows® Embedded Standard 2009 Operating System (WES 2009). This DICOM® Conformance Statement (DCS) specifies the conformance to the DICOM standard ¹ for the described MyLab systems. The described MyLab systems implement the necessary DICOM services to download work lists from an information system, to save acquired Ultrasound images, clips and Structured Report objects to a network storage device, to save them on a CD-R, DVD or USB connected removable device, or to print images to a networked hardcopy device. On MyLabTwice / MyLabClass-C / MyLabEight, by purchasing and enabling the DICOM Query/Retrieve SCU or Body Map option, it is also possible to retrieve and display Ultrasound, Ultrasound Multiframe, Secondary Capture, MR, CT, X-Ray Angiographic, X-Ray Radiofluoroscopic and CR images.

Parts of this document are taken from the templates present in the DICOM standard document PS 3.2,
© Copyright by the National Electrical Manufacturers Association.

Table 1 provides an overview of the network services supported by the described MyLab systems.

Table 1
NETWORK SERVICES

SOP Classes	User of Service (SCU)	Provider of Service (SCP)
Transfer		
Ultrasound Image Storage	Yes (*)	Yes (**) (***)
Ultrasound Multiframe Image Storage	Yes (*)	Yes (**) (***)
Secondary Capture Image Storage	Yes (*)	Yes (**) (***)
Comprehensive SR Storage	Yes (*) (**)	No
CT Image Storage	No	Yes (**) (***)
MR Image Storage	No	Yes (**) (***)
X-Ray Angiographic Image Storage	No	Yes (**) (***)
X-Ray Radiofluoroscopic Image Storage	No	Yes (**) (***)
Computed Radiography Image Storage	No	Yes (**) (***)
Query/Retrieve		
Study Root Information Model FIND	Yes (**) (***)	No
Study Root Information Model MOVE	Yes (**) (***)	No
Workflow Management		
Modality Worklist	Yes (*)	No
Storage Commitment Push Model	Yes (*) (**)	No
Modality Performed Procedure Step	Yes (*) (**)	No
Print Management		
Basic Grayscale Print Management	Yes (*)	No
Basic Color Print Management	Yes (*)	No

(*) Enabled by the purchasable DICOM option.

(**) Not present in VET models.

(***) Enabled by the purchasable DICOM Query/Retrieve SCU or Body Map option, if available.

¹ DICOM is the registered trademark of the National Electrical Manufacturers Association for its standards publications relating to digital communications of medical information.

Table 2 provides an overview of the Media Storage Application Profiles supported by the described MyLab systems.

Table 2
MEDIA SERVICES

Media Storage Application Profile	Write Files (FSC or FSU)	Read Files (FSR)
Compact Disk – Recordable		
General Purpose CD-R Interchange (STD-GEN-CD)	Yes	Yes (*)
Ultrasound Spatial Calibration Single and Multiframe CD-R Interchange (STD-US-SC-MF-CDR)	Yes	Yes (*)
DVD		
General Purpose DVD with Compression Interchange (STD-GEN-DVD-JPEG)	Yes	Yes (*)
Ultrasound Spatial Calibration Single and Multiframe DVD Interchange (STD-US-SC-MF-DVD)	Yes	Yes (*)
USB and flash memory		
General Purpose USB Media Interchange with JPEG (STD-GEN-USB-JPEG)	Yes	Yes (*)

(*) Enabled by the purchasable DICOM Query/Retrieve SCU or Body Map option, if available; not present in VET models..

© Copyright Esaote, 1995-2016. All rights reserved.

2 TABLE OF CONTENTS

1... CONFORMANCE STATEMENT OVERVIEW	2
2... TABLE OF CONTENTS	4
3... INTRODUCTION.....	6
3.1 REVISION HISTORY	6
3.2 AUDIENCE.....	7
3.3 REMARKS.....	7
3.4 TERMS AND DEFINITIONS	7
3.5 BASICS OF DICOM COMMUNICATION.....	9
3.6 ABBREVIATIONS	9
3.7 REFERENCES.....	11
3.8 IMPLEMENTATION IDENTIFYING INFORMATION	12
4... NETWORKING.....	13
4.1 IMPLEMENTATION MODEL	13
4.1.1 ... Application Data Flow.....	13
4.1.2 ... Functional Definition of AEs	14
4.1.3 ... Sequencing of Real-World Activities	16
4.2 AE SPECIFICATIONS	17
4.2.1 ... Storage Application Entity Specification.....	17
4.2.2 ... Store-SCP Application Entity Specification	17
4.2.3 ... Q/R-SCU Application Entity Specification	17
4.2.4 ... Workflow Application Entity Specification	17
4.2.5 ... Hardcopy Application Entity Specification	17
4.3 NETWORK INTERFACES.....	17
4.3.1 ... Physical Network Interface	17
4.3.2 ... Additional Protocols.....	17
4.4 CONFIGURATION	17
4.4.1 ... AE Title/Presentation Address Mapping.....	17
4.4.2 ... Parameters	17
5... MEDIA INTERCHANGE.....	17
5.1 IMPLEMENTATION MODEL	17
5.1.1 ... Application Data Flow.....	17
5.1.2 ... Functional Definition of AEs	17
5.1.3 ... Sequencing of Real-World Activities	17
5.1.4 ... File Meta Information Options	17
5.2 AE SPECIFICATIONS	17
5.2.1 ... Offline-Media Application Entity Specification.....	17
5.2 AUGMENTED AND PRIVATE APPLICATION PROFILES	17
5.3 MEDIA CONFIGURATION.....	17
6... SUPPORT OF CHARACTER SETS.....	17
7... SECURITY	17
8... ANNEXES	17
8.1 IOD CONTENTS	17
8.1.1 ... Created SOP Instances.....	17
8.1.2 ... Used Fields in received IOD by application.....	17
8.2 STRUCTURED REPORT MAPPING	17
8.2.1 ... Adult Echocardiography SR mapping	17
8.2.2 ... Vascular SR mapping.....	17

8.2.3 ... OB-GYN SR mapping.....	17
8.3 FETAL CUSTOM SECTION AND TABLES.....	17
8.3.1 ... Description.....	17
8.3.2 ... Template definition	17
8.3.3 ... Fetal biometry group extension to include Custom Growth and GA	17
8.4 DATA DICTIONARY OF PRIVATE ATTRIBUTES	17
8.5 CODED TERMINOLOGY AND TEMPLATES	17
8.6 STANDARD EXTENDED / SPECIALIZED / PRIVATE SOP CLASSES	17
8.6.1 ... US, US Multiframe and Secondary Capture Image Storage SOP Classes	17
8.7 PRIVATE TRANSFER SYNTAXES	17

3 INTRODUCTION

3.1 REVISION HISTORY

**Table 3
REVISION HISTORY**

Document Version	Date of Issue	Author	Description	Systems	SW build
A7.4	May 19 th , 2016	Luigi Pampana-Biancheri	<ul style="list-style-type: none"> - New sw builds. - DICOM Query/Retrieve SCU and FSR option described. - Ob-Gyn custom measures and tables introduced. - Small changes in Store and Worklist. - New MyLabEight system. 	MyLab 60 / 70 MyLab 70 XVG MyLabClass-C MyLabTwice MyLabEight	F121XXX ² F130XXX

This document applies to all the software releases identified by the SW builds listed in the above table, for the MyLab systems indicated (please note that every “X” in the SW build column stay for a number); when not indicated, all the sw releases having the same build number share the same DICOM behaviour. Always check for the latest version of this document covering the desired system and software build. Foot page notes will appear indicating the differences among the various systems, if any. Some of the MyLab systems are intended for veterinary usage: these models are identified by the “VET” suffix; the differences between human and veterinary systems are explicitly described in this document. For systems with suffixes not indicated in the table above, please refer to the same model without any suffix.

For any other information, or for the latest version of this document, please contact Esaote:

E-mail: dicom@esaote.com

Web site: <http://www.esaote.com/dicom.htm>

Please note that this document can be changed at any time without notice. Esaote provides this documentation without warranty of any kind.

NOTE: when in this document we refer to “Esaote”, without any further specification, we mean the Esaote group:

Esaote S.p.A. Via Melen 77 16152 Genova Italy
--

Esaote Europe B.V. Philipsweg 1 6227AJ Maastricht The Netherlands
--

² Not available for MyLabEight

3.2 AUDIENCE

This document is written for the people that need to understand how the MyLab systems will integrate into their healthcare facility. This includes both those responsible for overall imaging network policy and architecture, as well as integrators who need to have a detailed understanding of the DICOM features of the MyLab systems. This document contains some basic DICOM definitions so that any reader may understand how the described MyLab systems implement DICOM features. However, integrators are expected to fully understand all the DICOM terminology, how the tables in this document relate to the product's functionality, and how that functionality integrates with other devices that support compatible DICOM features.

3.3 REMARKS

The scope of this DICOM Conformance Statement is to facilitate integration between the MyLab systems and other DICOM products. The Conformance Statement should be read and understood in conjunction with the DICOM Standard. DICOM by itself does not guarantee interoperability. The Conformance Statement does, however, facilitate a first-level comparison for interoperability between different applications supporting compatible DICOM functionality.

This Conformance Statement is not supposed to replace validation with other DICOM equipment to ensure proper exchange of intended information. In fact, the user should be aware of the following important issues:

- The comparison of different Conformance Statements is just the first step towards assessing interconnectivity and interoperability between the Esaote product and other DICOM conformant equipment.
- Test procedures should be defined and executed to validate the required level of interoperability with specific compatible DICOM equipment, as established by the healthcare facility.
- Some of the described MyLab systems have participated in an industry-wide testing program sponsored by Integrating the Healthcare Enterprise (IHE). The IHE Integration Statement for these MyLab systems, together with the IHE Technical Framework, may facilitate the process of validation testing. See <http://www.esaote.com/dicom.htm> for the list of the systems that participated to IHE.
- The DICOM standard will evolve to meet the users' future requirements. Esaote is actively involved in developing the standard further and therefore reserves the right to make changes to its products or to discontinue their delivery.

The DICOM functionalities given by the described MyLab systems are implemented by means of the DCMLab Library, a DICOM software library which has been developed by the Esaote DICOM Management Group (EDMG), in order to offer to all the Esaote modalities and applications a common DICOM platform.

The Store SCP, the Query/Retrieve SCU and the display of the retrieved images, when available, is implemented using a specific software package, developed by MedCom GmbH, and based on a proprietary DICOM software library, that is fully integrated within the MyLab software.

3.4 TERMS AND DEFINITIONS

Informal definitions are provided for the following terms used in this Conformance Statement. The DICOM Standard is the authoritative source for formal definitions of these terms.

Abstract Syntax – the information agreed to be exchanged between applications, generally equivalent to a Service/Object Pair (SOP) Class. Examples : Verification SOP Class, Modality Worklist Information Model Find SOP Class, Computed Radiography Image Storage SOP Class.

Application Entity (AE) – an end point of a DICOM information exchange, including the DICOM network or media interface software; i.e., the software that sends or receives DICOM information objects or messages. A single device may have multiple Application Entities.

Application Entity Title – the externally known name of an *Application Entity*, used to identify a DICOM application to other DICOM applications on the network.

Application Context – the specification of the type of communication used between *Application Entities*. Example: DICOM network protocol.

Association – a network communication channel set up between *Application Entities*.

Attribute – a unit of information in an object definition; a data element identified by a *tag*. The information may be a complex data structure (Sequence), itself composed of lower level data elements. Examples: Patient ID (0010,0020), Accession Number (0008,0050), Photometric Interpretation (0028,0004), Procedure Code Sequence (0008,1032).

Information Object Definition (IOD) – the specified set of *Attributes* that comprise a type of data object; does not represent a specific instance of the data object, but rather a class of similar data objects that have the same properties. The *Attributes* may be specified as Mandatory (Type 1), Required but possibly unknown (Type 2), or Optional (Type 3), and there may be conditions associated with the use of an Attribute (Types 1C and 2C). Examples: MR Image IOD, CT Image IOD, Print Job IOD.

Joint Photographic Experts Group (JPEG) – a set of standardized image compression techniques, available for use by DICOM applications.

Media Application Profile – the specification of DICOM information objects and encoding exchanged on removable media (e.g., CDs)

Module – a set of *Attributes* within an *Information Object Definition* that are logically related to each other. Example: Patient Module includes Patient Name, Patient ID, Patient Birth Date, and Patient Sex.

Negotiation – first phase of Association establishment that allows *Application Entities* to agree on the types of data to be exchanged and how that data will be encoded.

Presentation Context – the set of DICOM network services used over an *Association*, as negotiated between *Application Entities*; includes *Abstract Syntaxes* and *Transfer Syntaxes*.

Protocol Data Unit (PDU) – a packet (piece) of a DICOM message sent across the network. Devices must specify the maximum size packet they can receive for DICOM messages.

Security Profile – a set of mechanisms, such as encryption, user authentication, or digital signatures, used by an *Application Entity* to ensure confidentiality, integrity, and/or availability of exchanged DICOM data

Service Class Provider (SCP) – role of an Application Entity that provides a DICOM network service; typically, a server that performs operations requested by another *Application Entity* (*Service Class User*). Examples: Picture Archiving and Communication System (image storage SCP, and image query/retrieve SCP), Radiology Information System (modality worklist SCP).

Service Class User (SCU) – role of an *Application Entity* that uses a DICOM network service; typically, a client. Examples: imaging modality (image storage SCU, and modality worklist SCU), imaging workstation (image query/retrieve SCU)

Service/Object Pair (SOP) Class – the specification of the network or media transfer (service) of a particular type of data (object); the fundamental unit of DICOM interoperability specification. Examples: Ultrasound Image Storage Service, Basic Grayscale Print Management.

Service/Object Pair (SOP) Instance – an information object; a specific occurrence of information exchanged in a *SOP Class*. Examples: a specific x-ray image.

Tag – a 32-bit identifier for a data element, represented as a pair of four digit hexadecimal numbers, the “group” and the “element”. If the “group” number is odd, the tag is for a private (manufacturer-specific) data element. Examples: (0010,0020) [Patient ID], (07FE,0010) [Pixel Data], (0019,0210) [private data element]

Transfer Syntax – the encoding used for exchange of DICOM information objects and messages. Examples: *JPEG* compressed (images), little endian explicit value representation.

Unique Identifier (UID) – a globally unique “dotted decimal” string that identifies a specific object or a class of objects; an ISO-8824 Object Identifier. Examples: Study Instance UID, SOP Class UID, SOP Instance UID.

Value Representation (VR) – the format type of an individual DICOM data element, such as text, an integer, a person’s name, or a code. DICOM information objects can be transmitted with either explicit identification

of the type of each data element (Explicit VR), or without explicit identification (Implicit VR); with Implicit VR, the receiving application must use a DICOM data dictionary to look up the format of each data element.

3.5 BASICS OF DICOM COMMUNICATION

This section describes terminology used in this Conformance Statement for the non-specialist. The key terms used in the Conformance Statement are highlighted in *italics* below. This section is not a substitute for training about DICOM, and it makes many simplifications about the meanings of DICOM terms.

Two *Application Entities* (devices) that want to communicate with each other over a network using DICOM protocol must first agree on several things during an initial network “handshake”. One of the two devices must initiate an *Association* (a connection to the other device), and ask if specific services, information, and encoding can be supported by the other device (*Negotiation*).

DICOM specifies a number of network services and types of information objects, each of which is called an *Abstract Syntax* for the Negotiation. DICOM also specifies a variety of methods for encoding data, denoted *Transfer Syntaxes*. The Negotiation allows the initiating Application Entity to propose combinations of Abstract Syntax and Transfer Syntax to be used on the Association; these combinations are called *Presentation Contexts*. The receiving Application Entity accepts the Presentation Contexts it supports.

For each Presentation Context, the Association Negotiation also allows the devices to agree on *Roles* – which one is the *Service Class User* (SCU – client) and which is the *Service Class Provider* (SCP – server). Normally the device initiating the connection is the SCU, i.e., the client system calls the server, but not always.

The Association Negotiation finally enables exchange of maximum network packet (*PDU*) size, security information, and network service options (called *Extended Negotiation* information).

The Application Entities, having negotiated the Association parameters, may now commence exchanging data. Common data exchanges include queries for worklists and lists of stored images, transfer of image objects and analyses (structured reports), and sending images to film printers. Each exchangeable unit of data is formatted by the sender in accordance with the appropriate *Information Object Definition*, and sent using the negotiated Transfer Syntax. There is a Default Transfer Syntax that all systems must accept, but it may not be the most efficient for some use cases. Each transfer is explicitly acknowledged by the receiver with a *Response Status* indicating success, failure, or that query or retrieve operations are still in process.

Two Application Entities may also communicate with each other by exchanging media (such as a CD-R). Since there is no Association Negotiation possible, they both use a *Media Application Profile* that specifies “pre-negotiated” exchange media format, Abstract Syntax, and Transfer Syntax.

3.6 ABBREVIATIONS

Abbreviations are as follows:

AE	Application Entity
AET	Application Entity Title
CAD	Computer Aided Detection
CDA	Clinical Document Architecture
CD-R	Compact Disk Recordable
CSE	Customer Service Engineer
CR	Computed Radiography
CT	Computed Tomography
DHCP	Dynamic Host Configuration Protocol
DICOM	Digital Imaging and Communications in Medicine
DIT	Directory Information Tree (LDAP)
DN	Distinguished Name (LDAP)
DNS	Domain Name System

DX	Digital X-ray
FSC	File-Set Creator
FSU	File-Set Updater
FSR	File-Set Reader
GSDF	Grayscale Standard Display Function
GSPS	Grayscale Softcopy Presentation State
HIS	Hospital Information System
HL7	Health Level 7 Standard
IHE	Integrating the Healthcare Enterprise
IOD	Information Object Definition
IPv4	Internet Protocol version 4
IPv6	Internet Protocol version 6
ISO	International Organization for Standards
IO	Intra-oral X-ray
JPEG	Joint Photographic Experts Group
LDAP	Lightweight Directory Access Protocol
LDIF	LDAP Data Interchange Format
LUT	Look-up Table
MAR	Medication Administration Record
MPEG	Moving Picture Experts Group
MG	Mammography (X-ray)
MPPS	Modality Performed Procedure Step
MR	Magnetic Resonance Imaging
MSPS	Modality Scheduled Procedure Step
MTU	Maximum Transmission Unit (IP)
MWL	Modality Worklist
NM	Nuclear Medicine
NTP	Network Time Protocol
O	Optional (Key Attribute)
OP	Ophthalmic Photography
OSI	Open Systems Interconnection
PACS	Picture Archiving and Communication System
PET	Positron Emission Tomography
PDU	Protocol Data Unit
R	Required (Key Attribute)
RDN	Relative Distinguished Name (LDAP)
RF	Radiofluoroscopy
RIS	Radiology Information System.
RT	Radiotherapy
SC	Secondary Capture
SCP	Service Class Provider

SCU	Service Class User
SOP	Service-Object Pair
SPS	Scheduled Procedure Step
SR	Structured Reporting
TCP/IP	Transmission Control Protocol / Internet Protocol
U	Unique (Key Attribute)
UL	Upper Layer
US	Ultrasound
VL	Visible Light
VR	Value Representation
XA	X-ray Angiography

Some of the tables have a “**Presence of ...**” column in which the following abbreviations are used, unless specified:

VNAP	Not Always Present (attribute sent zero length if no value is present)
ANAP	Not Always Present
ALWAYS	Always Present
EMPTY	Attribute is sent without a value

The abbreviations used in the “**Source**” column:

MWL	the attribute value source is the Modality Worklist
USER	the attribute value comes from the User input
AUTO	the attribute value is generated automatically
CONFIG	the attribute value is a configurable parameter
PROFILE	the attribute value is a parameter found in the profile chosen for the selected printer

3.7 REFERENCES

NEMA PS3 Digital Imaging and Communications in Medicine (DICOM) Standard, available free at <http://medical.nema.org/>

3.8 IMPLEMENTATION IDENTIFYING INFORMATION

The Implementation Class UID and Implementation Version Name for all the Application Entities can change according to the software build, and are described in the Table 4, that describes also the DCMLab releases present in the various MyLab software builds. Please note that any "X" in the Software build and Implementation Version Name columns stay for a number.

The Implementation Class UID of the Application Entities related to the DICOM Query/Retrieve SCU or Body Map option software application is 1.2.276.0.55.p.q.r.s, the Implementation Version Name is MedComSSCP-nnnn, where p, q, r, s, nnnn depend on the sw release of the installed software.

Table 4
IMPLEMENTATION IDENTIFYING INFORMATION

Model	Software build	DCMLab SW Release	Implementation Class UID	Implementation Version Name
MyLab 60 / 70 MyLab 70 XVG MyLabClass-C MyLabTwice MyLabEight	F121XXX³ F130XXX	3.4.1.0	1.3.76.2.3.2	MYLAB_9.0.3XX.0

³ Not available for MyLabEight

4 NETWORKING

4.1 IMPLEMENTATION MODEL

4.1.1 Application Data Flow

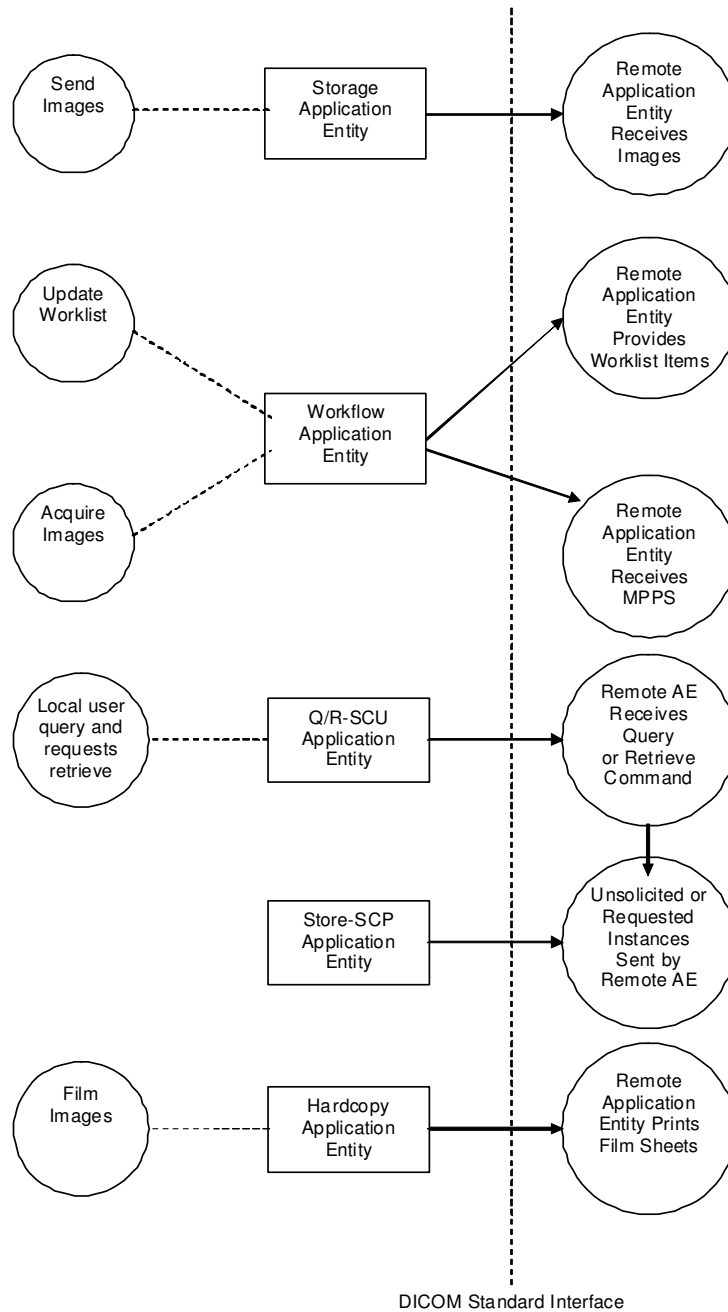


Figure 1
APPLICATION DATA FLOW DIAGRAM

— The Storage Application Entity sends images, clips and Structured Report objects 4 to a remote AE. It is associated with the local real-world activity "Send Images". "Send Images" is performed upon user

⁴ DICOM Structured Report not available in VET models.

request for each study when closing it, or for specific studies selected from the hard disk database or, or directly sending any image and clip as soon as it is acquired and stored into the local database. If a remote AE is configured as a Storage Commitment server, the Storage AE will request Storage Commitment and if a commitment is successfully obtained will record this information in the local database.

- The Workflow Application Entity receives Worklist information from and sends MPPS information⁵ to a remote AE. It is associated with the local real-world activities “Update Worklist” and “Acquire Images”. When the “Update Worklist” local real-world activity is performed the Workflow Application Entity queries a remote AE for worklist items and provides the set of worklist items matching the query request. “Update Worklist” is performed as a result of an operator request or can be performed automatically when entering the Worklist panel for selecting the exam to execute. When the “Acquire Images” local real-world activity is performed the Workflow Application Entity creates and updates Modality Performed Procedure Step instances managed by a remote AE. Acquisition of images will result in automated creation of an MPPS Instance. Completion of the MPPS is performed as the result of an operator action.
- Using the DICOM Query/Retrieve SCU or Body Map option software application, when available, the system can receive images over the network from a Storage SCU, both the images requested using the Q/R-SCU Application Entity, and unsolicited instances.
- Using the DICOM Query/Retrieve SCU or Body Map option software application, when available, the system can query a DICOM Query/Retrieve SCP Application over the network, and then retrieve the instances to a local archive, from which they can be seen.
- The Hardcopy Application Entity prints images on a remote AE (DICOM Printer). It is associated with the local real-world activity “Film Images”. “Film Images” creates a print-job within the print queue containing one virtual film sheet composed from images selected by the user.

4.1.2 Functional Definition of AEs

4.1.2.1 Functional Definition of Storage Application Entity

It is possible to activate the Storage Application Entity when closing the current study, from the database panel, or directly sending, over a separate association, any image and clip as soon as it is acquired and stored into the local database; in this case the clips acquired during a stress testing protocol and the measurement report (secondary capture images or structured report objects) are sent together, on a further separate association, when closing the study.

When closing the current study, a panel will allow the User to decide if and where to archive the images, clips and Structured Report objects⁶, selecting among “ARCHIVE TO DB” (on the local Hard Disk), “ARCHIVE TO CD/DVD” (the CD-R or the DVD), “ARCHIVE TO USB” and “ARCHIVE TO DICOM SERVER”. Selecting “DB” will store the acquired images in the local database, while selecting “CD/DVD” or “USB” or “DICOM SERVER” will store or send them in DICOM format to the selected destination (without keeping a copy in the local database).

From the local database panel, pressing the “DICOM” soft-key, a “DICOM PROCEDURE” panel will appear, allowing to choose between the following destinations: “CD/DVD” (the CD-R or the DVD), “USB” and “DICOM SERVER”, storing or sending the selected studies (previously archived to the local database, see above), in DICOM format, to the selected destination.

When activating the above described functions choosing “DICOM SERVER”, the SOP Instances associated with the selected study (or studies) will be collected into one send job. The existence of a send job queue entry with associated network destination will activate the Storage AE. An association request will be sent to the destination AE and upon successful negotiation of a Presentation Context the image transfer will be started. If the association cannot be opened, the related send job will be set to an error state and it will be

⁵ MPPS SOP Class is not available in VET models.

⁶ DICOM Structured Report not available in VET models.

possible to restarted it later by the user via job control interface. The Storage AE will not try to initiate another association for this send job automatically.

4.1.2.2 Functional Definition of Workflow Application Entity ⁷

Worklist Update attempts to download a Worklist from a remote node. If the Workflow AE establishes an Association to a remote AE, it will transfer all worklist items via the open Association. The results will be displayed in a separate list, which will be cleared with the next Worklist Update, if successful. The previously obtained worklist will be kept if for any reason a new one cannot be received: this is done to enable the use of the device also when disconnected from the network.

The Workflow AE performs the creation of a MPPS Instance automatically whenever the exam is started. When closing the exam, the MPPS "COMPLETE" or "DISCONTINUED" states can be chosen from the user interface. In case of automatic saving of the exam to a DICOM server, the MPPS message will be "COMPLETE" when one or more images have been acquired, "DISCONTINUED" otherwise.

4.1.2.3 Functional Definition of Store-SCP Application Entity

When the DICOM Query/Retrieve SCU or Body Map option software application is available and configured, Store-SCP waits in the background for connections, will accept associations with Presentation Contexts for SOP Classes of the Storage Service Class, and will store the received instances to the local database where they may subsequently be listed and viewed through the user interface.

4.1.2.4 Functional Definition of Q/R-SCU Application Entity

When the DICOM Query/Retrieve SCU or Body Map option software application is available and configured, a connection from the Q/R-SCU to the remote AE is established to execute a query of the remote archive using the decided criteria. When the user selects a study, series or instance for retrieval, a connection to the remote AE is established to initiate and monitor the retrieval: the Store-SCP AE receives the retrieved instances.

4.1.2.5 Functional Definition of Hardcopy Application Entity

It is possible to activate the Hardcopy Application Entity both for printing images from the current Study, and for printing a set of images from the local database. In any case, the images belonging to the current Study will not be mixed in the same print-job with the images belonging to older Studies.

On the MyLab keyboard, according to the model, there up to three print keys labeled "1", "2" and "3" (if present); each one can be assigned to a given DICOM printing profile, that is to a given configuration for a given DICOM printer.

Pressing one of the assigned print keys will add the current visualized image to queue that will be used to compose the film sheet that will be printed according to the selected printing profile. There are different and separated queues for images belonging to the current Study (real-time display, and images selected from the "EXAM REV" environment), and for the images belonging to older Studies (images selected from the "ARCHIVE REV" environment).

When activating the above described keys, the preformatted grayscale or color image (according to the color capability of the corresponding printer) will be added to the print-job being prepared for the selected printing profile. When the number of images requested to fill the film sheet for that printing profile is reached, an association request will be sent to the destination AE, and upon successful negotiation of a Presentation Context the data transfer will be started. If the association cannot be opened, or if some fatal error occurs, the related print-job will be set to an error state, and it will be possible to restart it later by the user via job control interface. The Hardcopy AE will not try to initiate another association for this print-job automatically.

⁷ MPPS SOP Class not present in VET models.

4.1.3 Sequencing of Real-World Activities ⁸

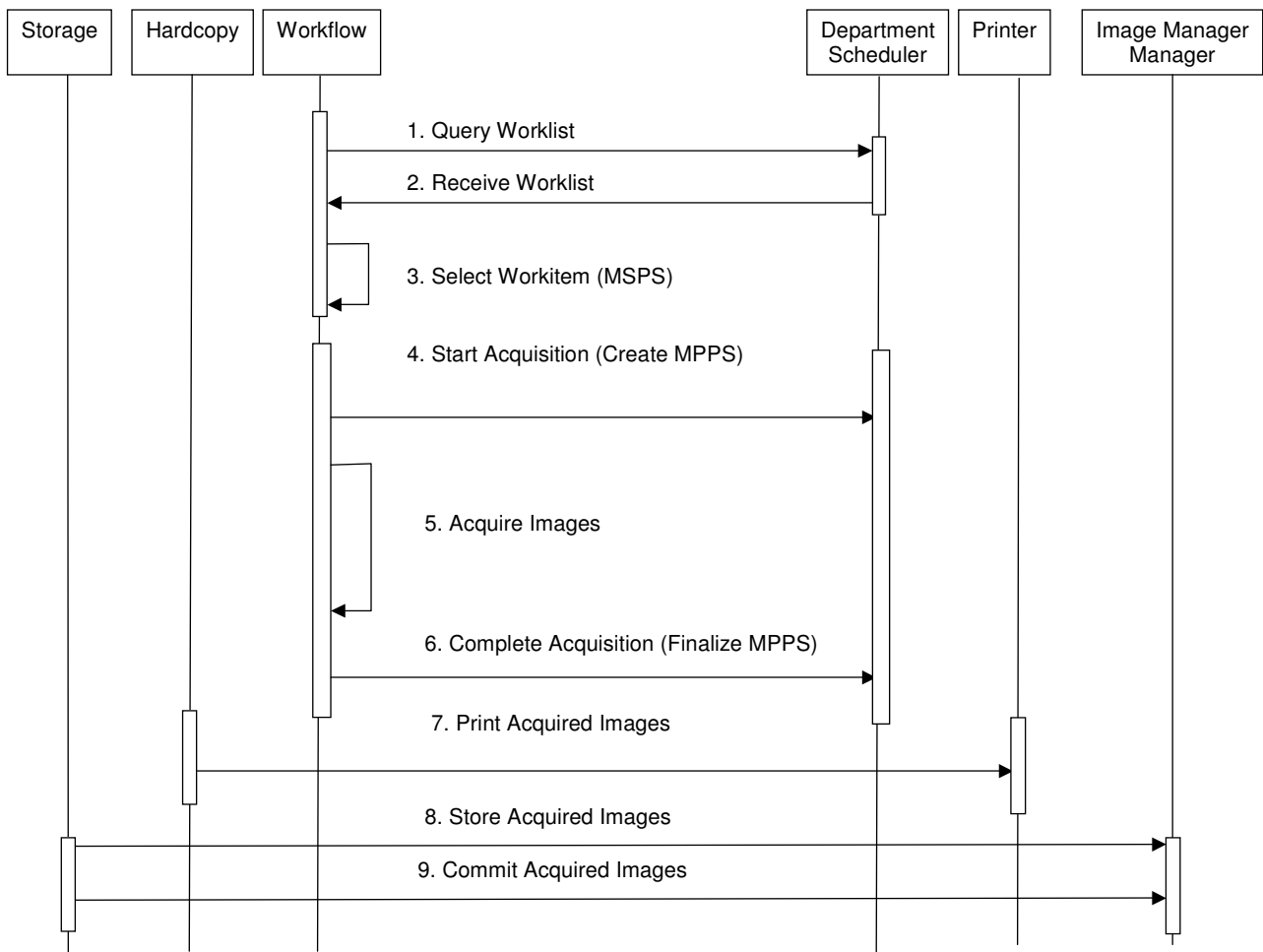


Figure 2
APPLICATION DATA FLOW DIAGRAM

Under normal conditions the sequencing constraints illustrated in Figure 2 apply:

1. Query Worklist.
2. Receive Worklist of Modality Scheduled Procedure Steps (MSPS).
3. Select Workitem (MSPS) from Worklist.
4. Start acquisition and create MPPS.
5. Acquire Images.
6. Complete acquisition and finalize MPPS.
7. Print acquired images (optional step).
8. Store acquired images, clips and created Structured Report objects.

⁸ Storage Commitment and MPPS SOP Classes not present in VET models.

9. If there is a Storage Commitment server configured and enabled, the Storage AE will request Storage Commitment for the images to it.

Other workflow situations (e.g. unscheduled procedure steps) will have other sequencing constraints. Printing could equally take place after the acquired images have been stored. Printing could be omitted completely if no printer is connected or hardcopies are not required.

Q/R-SCU and Store-SCP activities are performed by the DICOM Query/Retrieve SCU or Body Map option software application, when available, in a completely independent way from the above activities. The Store-SCP activities are performed asynchronously in the background and not dependent on any sequencing. The Q/R-SCU activities are sequentially initiated in the user interface, and another activity may not be initiated until the prior activity has completed.

4.2 AE SPECIFICATIONS

4.2.1 Storage Application Entity Specification

4.2.1.1 SOP Classes

MyLab provides Standard Conformance to the following SOP Classes:

Table 5
SOP CLASSES FOR AE STORAGE

SOP Class Name	SOP Class UID	SCU	SCP
Ultrasound Image Storage	1.2.840.10008.5.1.4.1.1.6.1	Yes	No
Ultrasound Multiframe Image Storage	1.2.840.10008.5.1.4.1.1.3.1	Yes	No
Secondary Capture Image Storage	1.2.840.10008.5.1.4.1.1.7	Yes	No
Comprehensive SR Storage ⁹	1.2.840.10008.5.1.4.1.1.88.33	Yes	No
Storage Commitment Push Model ¹⁰	1.2.840.10008.1.20.1	Yes	No
Verification	1.2.840.10008.1.1	Yes	Yes ¹¹

4.2.1.2 Association Policies

4.2.1.2.1 General

The DICOM standard application context name for DICOM is always proposed:

Table 6
DICOM APPLICATION CONTEXT FOR AE STORAGE

Application Context Name	1.2.840.10008.3.1.1.1
--------------------------	-----------------------

4.2.1.2.2 Number of Associations

MyLab initiates one Association at a time for each destination to which a transfer request is being processed in the active job queue list. Only one job will be active at a time, the other remains pending until the active job is completed or failed.

Table 7
NUMBER OF ASSOCIATIONS INITIATED FOR AE STORAGE

Maximum number of simultaneous Associations	Unlimited
---	-----------

MyLab accepts Associations to receive N-EVENT-REPORT notifications for the Storage Commitment Push Model SOP Class.

4.2.1.2.3 Asynchronous Nature

MyLab does not support asynchronous communication (multiple outstanding transactions over a single Association).

Table 8
ASYNCHRONOUS NATURE AS A SCU FOR AE STORAGE

Maximum number of outstanding asynchronous transactions	1
---	---

⁹ Comprehensive SR Storage SOP Class not present in VET models.

¹⁰ Storage Commitment SOP Class not present in VET models.

¹¹ Only active when the Storage Commitment is enabled.

4.2.1.2.4 Implementation Identifying Information

See section 3.8.


4.2.1.3 Association Initiation Policy

4.2.1.3.1 Activity – Connectivity Verification

4.2.1.3.1.1 Description and Sequencing of Activities

The Storage AE is invoked to perform a verification by the Storage SCP server configuration interface. The job consists of data describing the destination.

If a response to the C-ECHO-RQ is not received within a timeout, the Association will be aborted and an error will be reported to the User.



**Figure 3
SEQUENCING OF ACTIVITY – CONNECTIVITY VERIFICATION**

4.2.1.3.1.2 Proposed Presentation Context Table

The MyLab is capable of proposing the Presentation Contexts as shown in the following table:

**Table 9
PROPOSED PRESENTATION CONTEXT FOR CONNECTIVITY VERIFICATION**

Presentation Context Table					
Abstract Syntax		Transfer Syntax		Role	Ext. Negot
Name	UID	Name List	UID List		
Verification	1.2.840.10008.1.1	Implicit VR Little Endian	1.2.840.10008.1.2	SCU	None

4.2.1.3.1.3 SOP Specific Conformance for Connectivity Verification

The MyLab provides standard conformance to the DICOM Verification Service Class as an SCU. The status code for the C-ECHO is as follows:

**Table 10
C-ECHO RESPONSE STATUS HANDLING BEHAVIOUR**

Code	Status	Meaning
0000	Success	The C-ECHO request is accepted.

4.2.1.3.2 Activity – Send Images¹²

4.2.1.3.2.1 Description and Sequencing of Activities

The Storage AE is invoked to send images, clips and SR objects¹³ by the job control interface that is responsible for processing network archival tasks. The job consists of data describing the instances marked for storage and the destination. An internal daemon process triggered by a job initiates the procedure to store the instances related to this job. If the process successfully establishes an Association to a remote Application Entity, it will transfer the instances, one after another, via the open Association. If the job contains multiple instances, then multiple C-STORE requests will be issued over the same Association. Status of the transfer is reported through the job control interface. If the Association cannot be established, or one or more C-STORE Responses from the remote Application contain a status other than Success, the related send job is switched to a failed state, deleting from it the images that were successfully sent; it can be restarted at any time by user interaction. If a response is not received within a timeout, the Association will be aborted and the sending of the current instances will be considered failed. In the configuration of the system there is an AUTOMATIC RETRY check; when enabled, when the association cannot be established for a network problem, or because the server rejects it, or when a network error occurs when sending a file, before immediately switching the job to a failed state, it will be automatically re-sent after a configurable interval of time, for a configurable number of times; when the number of configured retries has expired without success, the job will be put to a failed state.

If there is a configured Storage Commitment SCP, the Storage AE will, after all images have been sent, transmit a single Storage Commitment request (N-ACTION) over another Association. Upon receiving the N-ACTION response the Storage AE will close the Association. However, the Storage AE is capable of receiving an N-EVENT-REPORT request at any time during an association provided a Presentation Context for the Storage Commitment Push Model has been successfully negotiated (i.e. the N-ACTION is sent at the end of one association and the N-EVENT-REPORT is received during an association initiated for a subsequent send job or during an association initiated by the Remote AE for the specific purpose of sending the N-EVENT-REPORT).

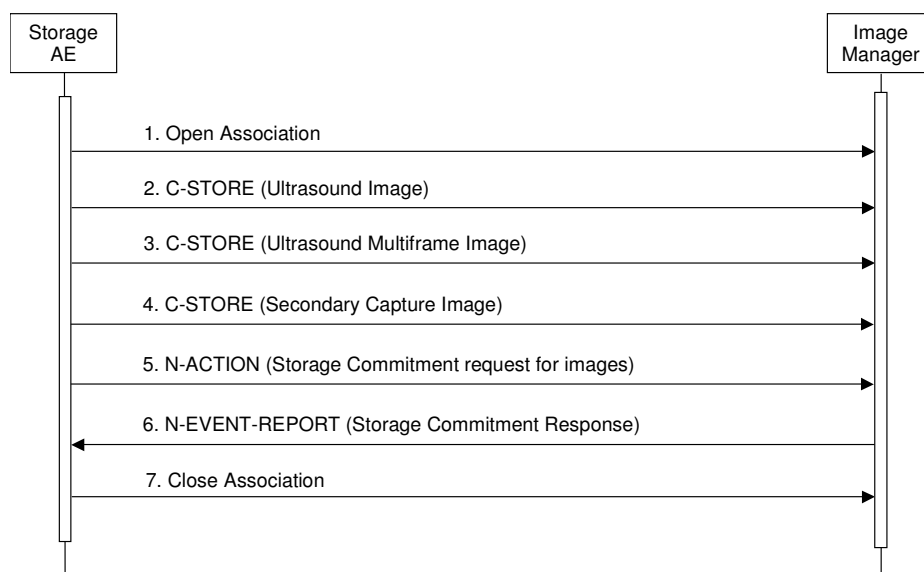


Figure 4
SEQUENCING OF ACTIVITY – SEND IMAGES

A possible sequence of interactions between the Storage AE and an Image Manager (e.g. a storage or archive device supporting the Storage and Storage Commitment SOP Classes as an SCP) is illustrated in Figure 4:

¹² Storage Commitment SOP Class not present in VET models.

¹³ DICOM Structured Report not available in VET models.

1. The Storage AE opens an association with the Image Manager.
2. A Storage SOP Instance (US, US-MF, SC or SR object) is transmitted to the Image Manager using a C-STORE request and the Image Manager replies with a C-STORE response (status success).
3. Another Storage SOP Instance is transmitted to the Image Manager using a C-STORE request and the Image Manager replies with a C-STORE response (status success).
4. Another Storage SOP Instance is transmitted to the Image Manager using a C-STORE request and the Image Manager replies with a C-STORE response (status success).
5. An N-ACTION request is transmitted to the Image Manager to obtain storage commitment of previously transmitted SOP Instances. The Image Manager replies with a N-ACTION response indicating the request has been received and is being processed.
6. The Image Manager immediately transmits an N-EVENT-REPORT request notifying the Storage AE of the status of the Storage Commitment Request (sent in step 5 using the N-ACTION message). The Storage AE replies with a N-EVENT-REPORT response confirming receipt. The Image Manager could send this message at any time or omit it entirely in favor of transmitting the N-EVENT-REPORT over a separate dedicated association (see note).
7. The Storage AE closes the association with the Image Manager.

NOTE: Many other message sequences are possible depending on the number of Storage SOP Instances to be stored. The N-EVENT-REPORT can also be sent over a separate association initiated by the Image Manager (see Section 4.2.1.3.1 on Activity – Receive Storage Commitment Response). The Storage SCP and the Storage Commitment SCP can be different systems.

4.2.1.3.2.2 Proposed Presentation Contexts

MyLab is capable of proposing the Presentation Contexts shown in the following table:

Table 11
PROPOSED PRESENTATION CONTEXTS FOR ACTIVITY SEND IMAGES

Presentation Context Table					
Abstract Syntax		Transfer Syntax		Role	Ext. Neg.
Name	UID	Name List	UID List		
Ultrasound Image Storage	1.2.840.10008.5.1.4.1.1.6.1	JPEG lossy Baseline (Process 1)	1.2.840.10008.1.2.4.50	SCU	None
		RLE Lossless Explicit VR Little Endian Implicit VR Little Endian	1.2.840.10008.1.2.5 1.2.840.10008.1.2.1 1.2.840.10008.1.2		
		Explicit VR Little Endian Implicit VR Little Endian	1.2.840.10008.1.2.1 1.2.840.10008.1.2		
Ultrasound Multiframe Image Storage ¹⁴	1.2.840.10008.5.1.4.1.1.3.1	Explicit VR Little Endian Implicit VR Little Endian	1.2.840.10008.1.2.1 1.2.840.10008.1.2	SCU	None
		JPEG lossy Baseline (Process 1)	1.2.840.10008.1.2.4.50		
Secondary Capture Image Storage	1.2.840.10008.5.1.4.1.1.7	JPEG lossy Baseline (Process 1)	1.2.840.10008.1.2.4.50	SCU	None
		RLE Lossless Explicit VR Little Endian Implicit VR Little Endian	1.2.840.10008.1.2.5 1.2.840.10008.1.2.1 1.2.840.10008.1.2		

¹⁴ It is possible to completely disable the sending of US-MF objects.

		Explicit VR Little Endian Implicit VR Little Endian	1.2.840.10008.1.2.1 1.2.840.10008.1.2		
Comprehensive SR Storage ¹⁵	1.2.840.10008.5.1.4.1.1.88.33	Explicit VR Little Endian Implicit VR Little Endian	1.2.840.10008.1.2.1 1.2.840.10008.1.2	SCU	None
Storage Commitment Push Model ¹⁶	1.2.840.10008.1.20.1	Implicit VR Little Endian	1.2.840.10008.1.2	SCU	None

Presentation Context for Ultrasound and Secondary Capture Images can be changed from the User's Interface pressing the MENU button, selecting DICOM CONFIGURATION and entering the QUALITY tab of the configuration panel. The following choices are allowed for IMAGE QUALITY:

1. LOW (LOSSY JPEG): only the JPEG lossy Baseline (Process 1) will be offered;
2. MEDIUM (LOSSLESS RLE): the RLE, the Explicit VR Little Endian and the Implicit VR Little Endian will be offered;
3. HIGH (UNCOMPRESSED): the Explicit VR Little Endian and the Implicit VR Little Endian will be offered.

The Presentation Context for Ultrasound Multiframe Images can be changed from the User's Interface pressing the MENU button, selecting DICOM CONFIGURATION and entering the QUALITY tab of the configuration panel. You will find four different settings for CLIP QUALITY; selecting LOW, MEDIUM and HIGH the JPEG lossy Baseline (Process 1) will be offered, with three different compression levels, while selecting UNCOMPRESSED the Explicit VR Little Endian and the Implicit VR Little Endian will be offered. It is also possible to completely disable the DICOM sending of the clips, to avoid errors with servers that do not support these objects.

Please note that sending Ultrasound Multiframe Images without compressing them could produce very large files, and adversely affect the operation of the MyLab system, of the network and of the receiving system: this option has been added for testing purposes only, and should not be used for normal operations, especially with long clips.

If all the offered Presentation Contexts are not accepted, an error is generated; otherwise, an error is generated only if any of the images to be sent belong to a Presentation Context that has not been accepted. The job failure is logged and reported to the user via the job control application.

4.2.1.3.2.3 SOP Specific Conformance for Image Storage SOP Classes

All Image SOP Classes supported by the Storage AE exhibit the same behavior, except where stated, and are described together in this section.

The behavior of Storage AE when encountering status codes in a C-STORE response is summarized in the Table below:

Table 12
STORAGE C-STORE RESPONSE STATUS HANDLING BEHAVIOR

Service Status	Further Meaning	Error Code	Behavior
Success	Success	0000	The SCP has successfully stored the SOP Instance. If all SOP Instances in a send job have status success then the job is marked as complete.
Refused	Out of Resources	A700- A7FF	The send job is marked as failed. The status meaning is logged and the job failure is reported to the user via the job control application. This is a transient failure.
Error	Data Set does not	A900-	The send job is marked as failed. The status meaning is

¹⁵ Not present in VET models.

¹⁶ Storage Commitment SOP Class not present in VET models.

	match SOP Class	A9FF	logged and the job failure is reported to the user via the job control application.
Error	Cannot Understand	C000-CFFF	The send job is marked as failed. The status meaning is logged and the job failure is reported to the user via the job control application.
Warning	Coercion of Data Elements	B000	The send job is marked as failed. The status meaning is logged and the job failure is reported to the user via the job control application.
Warning	Data Set does not match SOP Class	B007	The send job is marked as failed. The status meaning is logged and the job failure is reported to the user via the job control application.
Warning	Elements Discarded	B006	The send job is marked as failed. The status meaning is logged and the job failure is reported to the user via the job control application.
*	*	Any other status code.	The send job is marked as failed. The status code is logged and the job failure is reported to the user via the job control application.

The behavior of Storage AE during communication failure is summarized in the Table below:

Table 13
STORAGE COMMUNICATION FAILURE BEHAVIOR

Exception	Behavior
Timeout	The connection is aborted and the send job is marked as failed. The reason is logged and the job failure is reported to the user via the job control application.
Association aborted by the SCP or network layers	The send job is marked as failed. The reason is logged and the job failure is reported to the user via the job control application.

A failed send job can be restarted by user interaction: only the failed images will be re-sent. In the configuration of the system there is an AUTOMATIC RETRY check; when enabled, when the association cannot be established for a network problem, or because the server rejects it, or when a network error occurs when sending a file, before immediately switching the job to a failed state, it will be automatically re-sent after a configurable interval of time, for a configurable number of times; when the number of configured retries has expired without success, the job will be put to a failed state.

The contents of US Image, US Multiframe Image, Secondary Capture Image and Comprehensive SR Storage SOP Instances created by MyLab conform to the DICOM US, US Multiframe, Secondary Capture Image and Comprehensive SR IOD definitions and are described in section 8.1.

The report with the performed measures can be exported in several ways according to the configuration of the system and the kind of application used to produce it. From the User's Interface, pressing the MENU button, selecting DICOM CONFIGURATION and entering the REPORT tab of the configuration panel, under REPORT EXPORT, it is possible to select among the following choices:

1. EXPORT TO BIOPACS: this option is only intended to be used when the receiving application is an Esaote Org@nizer or BioPACS system; in this case the report will be put in proprietary attributes of one US image that has a dummy image plane: this image will be automatically discarded by the receiving Esaote Org@nizer-BioPACS application, after filling with the information present in the proprietary attributes the report attached to the received exam; this only works for applications supported by the Esaote Org@nizer-BioPACS (see its documentation), otherwise the information will be lost;
2. EXPORT TO OTHER SERVER: the report will be written in a human readable way into the pixels of one or more Secondary Capture images, that will be sent together with the exam;
3. DO NOT EXPORT: the report will not be sent at all;

4. EXPORT DICOM STRUCTURED REPORT¹⁷: a Comprehensive SR object will be created for applications that allow it (human “CARDIAC”, “VASCULAR”, “OB-FETAL” and “GYNECOLOGY”), while the report will be written in the pixels of one or more Secondary Capture images for the other applications.

4.2.1.3.2.4 SOP Specific Conformance for Storage Commitment SOP Class¹⁸

4.2.1.3.2.4.1 Storage Commitment Operations (N-ACTION)

The Storage AE will request storage commitment for instances of the Ultrasound, Ultrasound Multiframe, Secondary Capture Image and Comprehensive SR¹⁹ Storage SOP Classes if there is a Remote AE configured as a Storage Commitment server (SCP) and a presentation context for the Storage Commitment Push Model has been accepted.

The Storage AE will consider Storage Commitment failed if no N-EVENT-REPORT is received for a Transaction UID within a configurable time period after receiving a successful N-ACTION response (duration of applicability for a Transaction UID).

The Storage AE does not send the optional Storage Media FileSet ID & UID Attributes or the Referenced Study Component Sequence Attribute in the N-ACTION.

The list of the jobs for which a Storage Commitment request (N-ACTION) has been successfully sent to the Storage Commitment SCP can be accessed right clicking the DICOM Network icon, and selecting (only in the Archive Review environment) STORAGE COMMITMENT SUMMARY. For each job there is a status that can be IN PROGRESS, FAILED or COMPLETED. Selecting one of the items of this list and clicking DETAILS opens a panel in which the complete list of the SOP Instance UIDs for that job is present.

The behavior of Storage AE when encountering status codes in a N-ACTION response is summarized in the Table below:

Table 14
STORAGE COMMITMENT N-ACTION RESPONSE STATUS HANDLING BEHAVIOR

Service Status	Further Meaning	Error Code	Behavior
Success	Success	0000	The request for storage comment is considered successfully sent. A timer is started which will expire if no N-EVENT-REPORT for the Transaction UID is received within a configurable timeout period.
*	*	Any other status code.	The Association is aborted using A-ABORT and the request for storage comment is marked as failed. The status meaning is logged and reported to the user via the job control application.

The behavior of Storage AE during communication failure is summarized in the Table below:

Table 15
STORAGE COMMUNICATION FAILURE BEHAVIOR

Exception	Behavior
Timeout	The Association is aborted using A-ABORT and the send job is marked as failed. The reason is logged and the job failure is reported to the user via the job control application.
Association aborted by the SCP or network layers	The send job is marked as failed. The reason is logged and the job failure is reported to the user via the job control application.

¹⁷ DICOM Structured Report not available in VET models.

¹⁸ Storage Commitment SOP Class not present in VET models.

¹⁹ DICOM Structured Report not available in VET models.

4.2.1.3.2.4.2 Storage Commitment Notifications (N-EVENT-REPORT)

The Storage AE is capable of receiving an N-EVENT-REPORT notification if it has successfully negotiated a Presentation Context for the Storage Commitment Push Model.

Upon receipt of a N-EVENT-REPORT the timer associated with the Transaction UID will be canceled.

The behavior of Storage AE when receiving Event Types within the N-EVENT-REPORT is summarized in the Table below.

**Table 16
STORAGE COMMITMENT N-EVENT-REPORT BEHAVIOUR**

Event Type Name	Event Type ID	Behavior
Storage Commitment Request Successful	1	The Referenced SOP Instances under Referenced SOP Sequence (0008,1199) are marked within the STORAGE COMMITMENT SUMMARY list as "COMPLETED". Successfully committed SOP Instances are candidates for deletion from the local database.
Storage Commitment Request Complete – Failures Exist	2	The Referenced SOP Instances under Referenced SOP Sequence (0008,1199) are treated in the same way as in the success case (Event Type 1). The Referenced SOP Instances under Failed SOP Sequence (0008,1198) are marked within the STORAGE COMMITMENT SUMMARY - DETAILS as "FAILED". A send job that failed storage commitment will not be automatically restarted but can be restarted by user interaction.

The reasons for returning specific status codes in a N-EVENT-REPORT response are summarized in the Table below.

**Table 17
STORAGE COMMITMENT N-EVENT-REPORT RESPONSE STATUS REASONS**

Service Status	Further Meaning	Error Code	Reasons
Success	Success	0000	The storage commitment result has been successfully received.
Failure	Unrecognized Operation	0211H	The Transaction UID in the N-EVENT-REPORT request is not recognized (was never issued within an N-ACTION request).
Failure	Resource Limitation	0213H	The Transaction UID in the N-EVENT-REPORT request has expired (no N-EVENT-REPORT was received within a configurable time limit).
Failure	No Such Event Type	0113H	An invalid Event Type ID was supplied in the N-EVENT-REPORT request.
Failure	Processing Failure	0110H	An internal error occurred during processing of the N-EVENT-REPORT. A short description of the error will be returned in Error Comment (0000,0902).
Failure	Invalid Argument Value	0115H	One or more SOP Instance UIDs with the Referenced SOP Sequence (0008,1199) or Failed SOP Sequence (0008,1198) was not included in the Storage Commitment Request associated with this Transaction UID. The unrecognized SOP Instance UIDs will be returned within the Event Information of the N-EVENT-REPORT response.

4.2.1.3 Association Acceptance Policy²⁰

4.2.1.3.1 Activity – Receive Storage Commitment Response

4.2.1.3.1.1 Description and Sequencing of Activities

The Storage AE will accept associations in order to receive responses to a Storage Commitment Request.

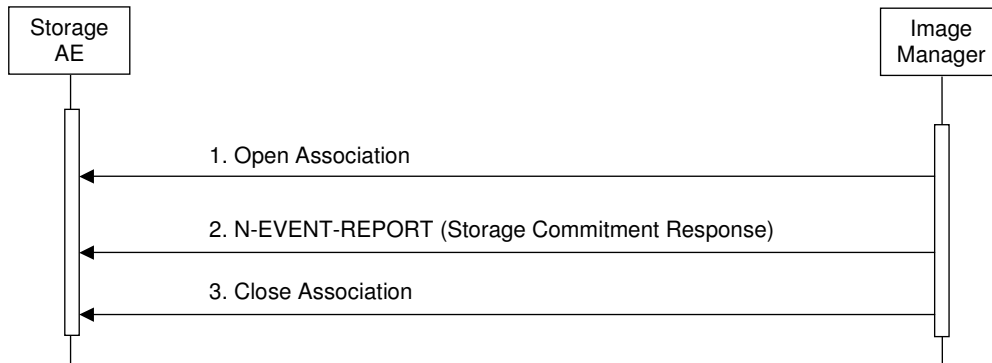


Figure 5
SEQUENCING OF ACTIVITY - RECEIVE STORAGE COMMITMENT RESPONSE

A possible sequence of interactions between the Storage AE and an Image Manager (e.g. a storage or archive device supporting Storage Commitment SOP Classes as an SCP) is illustrated in the Figure above:

1. The Image Manager opens a new association with the Storage AE.
2. The Image Manager sends an N-EVENT-REPORT request notifying the Storage AE of the status of a previous Storage Commitment Request. The Storage AE replies with a N-EVENT-REPORT response confirming receipt.
3. The Image Manager closes the association with the Storage AE.

The Storage AE may reject association attempts as shown in the Table below. The Result, Source and Reason/Diag columns represent the values returned in the appropriate fields of an ASSOCIATE-RJ PDU (see PS 3.8, Section 9.3.4). The contents of the Source column is abbreviated to save space and the meaning of the abbreviations are:

- a) 1 – DICOM UL service-user
- b) 2 – DICOM UL service-provider (ASCE related function)
- c) 3 – DICOM UL service-provider (Presentation related function)

Table 18
ASSOCIATION REJECTION REASONS

Result	Source	Reason/Diag	Explanation
2 – rejected-transient	c	2 – local-limit-exceeded	The (configurable) maximum number of simultaneous associations has been reached. An association request with the same parameters may succeed at a later time.
2 – rejected-transient	c	1 – temporary-congestion	No associations can be accepted at this time due to the real-time requirements of higher priority activities (e.g. during image acquisition no associations will be accepted) or because insufficient resources are available (e.g. memory, processes, threads). An association request with the same parameters

²⁰ The Storage AE will not accept associations when Storage Commitment SOP Class is not present or not enabled.

			may succeed at a later time.
1 – rejected-permanent	a	2 – application-context-name-not-supported	The association request contained an unsupported Application Context Name. An association request with the same parameters will not succeed at a later time.
1 – rejected-permanent	a	7 – called-AE-title-not-recognized	The association request contained an unrecognized Called AE Title. An association request with the same parameters will not succeed at a later time unless configuration changes are made. This rejection reason normally occurs when the association initiator is incorrectly configured and attempts to address the association acceptor using the wrong AE Title.
1 – rejected-permanent	a	3 – calling-AE-title-not-recognized	The association request contained an unrecognized Calling AE Title. An association request with the same parameters will not succeed at a later time unless configuration changes are made. This rejection reason normally occurs when the association acceptor has not been configured to recognize the AE Title of the association initiator.
1 – rejected-permanent	b	1 – no-reason-given	The association request could not be parsed. An association request with the same format will not succeed at a later time.

4.2.1.3.1.2 Accepted Presentation Contexts

The Storage AE will accept Presentation Contexts as shown in the Table below.

Table 19
ACCEPTABLE PRESENTATION CONTEXTS FOR
ACTIVITY RECEIVE STORAGE COMMITMENT RESPONSE

Presentation Context Table					
Abstract Syntax		Transfer Syntax		Role	Ext. Neg.
Name	UID	Name List	UID List		
Storage Commitment Push Model	1.2.840.10008.1.20.1	Implicit VR Little Endian	1.2.840.10008.1.2	SCU	None
Verification	1.2.840.10008.1.1	Implicit VR Little Endian	1.2.840.10008.1.2	SCP	None

The Storage AE will only accept the SCU role (which must be proposed via SCP/SCU Role Selection Negotiation) within a Presentation Context for the Storage Commitment Push Model SOP Class.

4.2.1.3.1.3 SOP Specific Conformance for Storage Commitment SOP Class

4.2.1.3.1.4 Storage Commitment Notifications (N-EVENT-REPORT)

Upon receipt of a N-EVENT-REPORT the timer associated with the Transaction UID will be canceled, and the job will be marked as “COMPLETED” in the STORAGE COMMITMENT SUMMARY list. Otherwise, when the timer reaches the configured timeout value before reaching any response, the job will be marked as “FAILED”.

The behavior of Storage AE when receiving Event Types within the N-EVENT-REPORT is summarized in Table 17.

The reasons for returning specific status codes in a N-EVENT-REPORT response are summarized in Table 18.

4.2.2 Store-SCP Application Entity Specification ²¹

4.2.2.1 SOP Classes

Store-SCP provide Standard Conformance to the following SOP Classes:

Table 20
SOP CLASSES SUPPORTED BY STORE-SCP

SOP Class Name	SOP Class UID	SCU	SCP
US Image Storage	1.2.840.10008.5.1.4.1.1.6.1	No	Yes
Ultrasound Multi-frame Image Storage	1.2.840.10008.5.1.4.1.1.3.1	No	Yes
Secondary Capture Image Storage	1.2.840.10008.5.1.4.1.1.7	No	Yes
CT Image Storage	1.2.840.10008.5.1.4.1.1.2	No	Yes
MR Image Storage	1.2.840.10008.5.1.4.1.1.4	No	Yes
X-Ray Angiographic Image Storage	1.2.840.10008.5.1.4.1.1.12.1	No	Yes
X-Ray Radiofluoroscopic Image Storage	1.2.840.10008.5.1.4.1.1.12.2	No	Yes
Computed Radiography Image Storage	1.2.840.10008.5.1.4.1.1.1	No	Yes

4.2.2.2 Association Policies

4.2.2.2.1 General

Store-SCP accepts but never initiates associations.

Table 21
MAXIMUM PDU SIZE RECEIVED AS A SCP FOR STORE-SCP

Maximum PDU size received	128 Kbytes
---------------------------	------------

4.2.2.2.2 Number of Associations

Table 22
NUMBER OF ASSOCIATIONS AS A SCP FOR STORE-SCP

Maximum number of simultaneous associations	1 (configurable)
---	------------------

4.2.2.2.3 Asynchronous Nature

Store-SCP will only allow a single outstanding operation on an Association. Therefore, Store-SCP will not perform asynchronous operations window negotiation.

4.2.2.2.4 Implementation Identifying Information

See Section 3.8.

4.2.2.3 Association Initiation Policy

Store-SCP does not initiate associations.

4.2.2.4 Association Acceptance Policy

When Store-SCP accepts an association, it will respond to storage requests. If the Called AE Title does not match the pre-configured AE Title, and the Calling AE Title is not present in the configuration table, the association will be rejected.

²¹ Storage SCP SOP Class implemented using the DICOM Query/Retrieve SCU option software application, when available.

4.2.2.4.1 Activity – Receive Storage Request**4.2.2.4.1.1 Description and Sequencing of Activities**

As instances are received they are copied to the local file system and a record inserted into the local database. If the received instance is a duplicate of a previously received instance, the new instance will be rejected.

4.2.2.4.1.2 Accepted Presentation Contexts

**Table 23
ACCEPTABLE PRESENTATION CONTEXTS FOR
STORE-SCP AND RECEIVE STORAGE REQUEST**

Presentation Context Table					
Abstract Syntax		Transfer Syntax		Role	Extended Negotiation
Name	UID	Name	UID		
US Image Storage	1.2.840.10008.5.1.4.1.1.6.1	Implicit VR Little Endian	1.2.840.10008.1.2	SCP	None
		Explicit VR Little Endian	1.2.840.10008.1.2.1	SCP	None
		Explicit VR Big Endian	1.2.840.10008.1.2.2	SCP	None
		JPEG Lossy Baseline	1.2.840.10008.1.2.4.50	SCP	None
		RLE	1.2.840.10008.1.2.5	SCP	None
		JPEG Lossless	1.2.840.10008.1.2.4.70	SCP	None
		JPEG Lossy Extended	1.2.840.10008.1.2.4.51	SCP	None
US Multi-Frame Image Storage	1.2.840.10008.5.1.4.1.1.3.1	Same as above	Same as above	SCP	None
Secondary Capture Image Storage	1.2.840.10008.5.1.4.1.1.7	Same as above	Same as above	SCP	None
CT Image Storage	1.2.840.10008.5.1.4.1.1.2	Same as above	Same as above	SCP	None
MR Image Storage	1.2.840.10008.5.1.4.1.1.4	Same as above	Same as above	SCP	None
X-Ray Angiographic Image Storage	1.2.840.10008.5.1.4.1.1.12.1	Same as above	Same as above	SCP	None
X-Ray Radiofluoroscopic Image Storage	1.2.840.10008.5.1.4.1.1.12.2	Same as above	Same as above	SCP	None
Computed Radiography Image Storage	1.2.840.10008.5.1.4.1.1.1	Same as above	Same as above	SCP	None

4.2.2.4.1.2.1. Extended Negotiation

No extended negotiation is performed, though Store-SCP:

— is a Level 2 Storage SCP (Full – does not discard any data elements)

- does not support digital signatures
- does not coerce any received data elements

4.2.2.4.1.3 SOP Specific Conformance

4.2.2.4.1.3.1. SOP Specific Conformance to Storage SOP Classes

Store-SCP provides standard conformance to the Storage Service Class.

4.2.2.4.1.3.2. Presentation Context Acceptance Criterion

All the above listed presentation contexts will be accepted.

4.2.2.4.1.3.3. Transfer Syntax Selection Policies

The Store-SCP AE will place the highest priority on the first syntax listed in the Accepted Presentation Contexts Table above, and decreasing priority on the following syntaxes.

4.2.2.4.1.3.4. Response Status

Store-SCP will behave as described in the Table below when generating the C-STORE response command message.

Table 24
RESPONSE STATUS FOR STORE-SCP AND RECEIVE STORAGE REQUEST

Service Status	Further Meaning	Status Codes	Reason
Refused	Out of Resources	A7xx	Never sent
Error	Data Set does not match SOP Class	A9xx	Never sent – data set is not checked prior to storage
	Cannot understand	Cxxx	The request was not processed.
	Client not authorized	0100	Not authorized to store images.
	Instance already in archive	0110	Instances already in archive will be rejected.
Warning	Coercion of Data Elements	B000	Never sent - no coercion is ever performed
	Data Set does not match SOP Class	B007	Never sent - data set is not checked prior to storage
	Elements Discarded	B006	Never sent – all elements are always stored
Success		0000	

4.2.3 Q/R-SCU Application Entity Specification ²²

Q/R-SCU AE provides Standard Conformance to the following DICOM SOP Classes:

Table 25
SOP CLASSES SUPPORTED BY Q/R-SCU

SOP Class Name	SOP Class UID	SCU	SCP
Study Root Query/Retrieve Information Model - FIND	1.2.840.10008.5.1.4.1.2.2.1	Yes	No
Study Root Query/Retrieve Information Model - MOVE	1.2.840.10008.5.1.4.1.2.2.2	Yes	No

4.2.3.1 Association Establishment Policies

4.2.3.1.1 General

Q/R-SCU initiates but never accepts associations. SOP class extended negotiation is not supported.

The configuration of the system defines all the Application Entity Titles with which this AE can establish associations. Included in the configuration are the different AE's IP host names and TCP port numbers on which the remote AE's are listening for incoming DICOM associations. If a particular remote AE definition in the configuration does not include a TCP port number, then Q/R-SCU AE can't request an association with the remote AE. The configuration allows also to change the port number used to listen for incoming stores after a retrieve request: this port is the same used by the Store-SCP AE.

4.2.3.1.2 Number of Associations

Only one association at the same time is allowed.

4.2.3.1.3 Asynchronous Nature

Q/R-SCU AE uses only synchronous mode of operation. If a remote AE specifies asynchronous operations in its association request, Q/R-SCU AE responds with no asynchronous operation's entry in the association response (this implies that only synchronous operations are supported).

4.2.3.1.4 Implementation Identifying Information

See Section 3.8.

4.2.3.2 Association Initiation Policy

Q/R-SCU AE uses a list of valid query/retrieve servers. User can select one of them, the system save these settings so the user does not need to set them for every request or after every startup.

Q/R-SCU AE starts an association for every request of query or retrieval.

4.2.3.2.1 Real-world Activity "query"

4.2.3.2.1.1 Associated Real-world Activity

The system initiates a query operation in response to user activity.

This operation will cause Q/R-SCU AE to:

- Build a list of identifiers to query
- initiate a DICOM association with the remote server
- send a C-FIND command with the identifiers and query level
- get the results and release the association.

4.2.3.2.1.2 Proposed Presentation Contexts

Q/R-SCU AE will propose the presentation contexts listed in the following Presentation Context Table for Query/Retrieve Service Class as Query SCU:

²² Storage SCP SOP Class implemented using the DICOM Query/Retrieve SCU option software application, when available.

Table 26
PROPOSED PRESENTATION CONTEXTS FOR Q/R-SCU

Presentation Context Table					
Abstract Syntax		Transfer Syntax		Role	Extended Negotiation
Name	UID	Name	UID		
Study Root Query/Retrieve Information Model - FIND	1.2.840.10008.5.1.4.1.2.2.1	Implicit VR Little Endian	1.2.840.10008.1.2	SCU	None
		Explicit VR Little Endian	1.2.840.10008.1.2.1	SCU	None
		Explicit VR Big Endian	1.2.840.10008.1.2.2	SCU	None

4.2.3.2.1.3 SOP Specific Conformance for Query SOP Classes

Q/R-SCU AE has the following behavior when querying a remote AE:

- Following the remote AE accepting the proposed association, it will send a C-FIND operation with the identifier list created from the user interface.
- Results list returned will be displayed to the user.
- The association will be released.

4.2.3.3 Real-world Activity “retrieve”

4.2.3.3.1 Associated Real-world Activity

The system initiates a retrieve operation in response to user activity.

This operation will cause Q/R-SCU AE to:

- Build a list of instances to retrieve
- initiate a DICOM association with the remote server
- create a thread to listen for C-STORE commands from the remote server
- send a C-MOVE command with the instances
- receive C-STORE commands from the remote server
- get the C-MOVE results and release the association.

4.2.3.3.2 Proposed Presentation Contexts

Q/R-SCU AE will propose the presentation context listed in the following Presentation Context Table for Query/Retrieve Service Class as Retrieve SCU:

Table 27
PROPOSED PRESENTATION CONTEXTS FOR Q/R-SCU

Presentation Context Table					
Abstract Syntax		Transfer Syntax		Role	Extended Negotiation
Name	UID	Name	UID		
Study Root Query/Retrieve – MOVE	1.2.840.10008.5.1.4.1.2.2.2	Implicit VR Little Endian	1.2.840.10008.1.2	SCU	None
		Explicit VR Little Endian	1.2.840.10008.1.2.1	SCU	None
		Explicit VR Big Endian	1.2.840.10008.1.2.2	SCU	None

4.2.3.3.3 SOP Specific Conformance for Retrieve SOP Classes

Q/R-SCU AE has the following behavior when retrieving images from storage on a remote AE:

- Following the remote AE accepting the proposed association, it will create a thread to listen for the C-STORE operations returning the images.
- AE will perform a C-MOVE operation sending the identifier list created from the user interface.
- Images stored to the listener thread will be displayed.
- When the C-MOVE command has received all results or been aborted, the listener thread will be terminated.
- The association will be released.

4.2.3.3.4 Association Acceptance Policy

Q/R-SCU AE accept associations only for retrieve purposes. Anyway, for the same TCP Port and AE Title, the Storage SCP AE is always listening for associations to receive solicited and unsolicited instances.

4.2.3.3.5 SOP Specific Conformance for Retrieve SOP Classes

Q/R-SCU AE will monitor the Store-SCP Application Entity to verify that the requested instances have been received, adding them to the local database, or to a temporary storage area, according to the User's request.

4.2.4 Workflow Application Entity Specification ²³

4.2.4.1 SOP Classes

MyLab provides Standard Conformance to the following SOP Classes:

Table 28
SOP CLASSES FOR AE WORKFLOW

SOP Class Name	SOP Class UID	SCU	SCP
Modality Worklist Information Model – FIND	1.2.840.10008.5.1.4.31	Yes	No
Modality Performed Procedure Step ²⁴	1.2.840.10008.3.1.2.3.3	Yes	No

4.2.4.2 Association Policies

4.2.4.2.1 General

The DICOM standard application context name for DICOM 3.0 is always proposed:

Table 29
DICOM APPLICATION CONTEXT FOR AE WORKFLOW

Application Context Name	1.2.840.10008.3.1.1.1
--------------------------	-----------------------

4.2.4.2.2 Number of Associations

MyLab initiates one Association at a time for a Worklist request.

Table 30
NUMBER OF ASSOCIATIONS INITIATED FOR AE WORKFLOW

Maximum number of simultaneous Associations	1
---	---

4.2.4.2.3 Asynchronous Nature

MyLab does not support asynchronous communication (multiple outstanding transactions over a single Association).

Table 31
ASYNCHRONOUS NATURE AS A SCU FOR AE WORKFLOW

Maximum number of outstanding asynchronous transactions	1
---	---

4.2.4.2.4 Implementation Identifying Information

See section 3.8.

4.2.4.3 Association Initiation Policy

4.2.4.3.1 Activity – Worklist Update

4.2.4.3.1.1 Description and Sequencing of Activities

The request for a Worklist Update is initiated by user interaction (broad query), or automatically when starting an exam selected among the previously requested worklist items (narrow query). Pressing the “WORKLIST”

²³ MPPS SOP Class not present in VET models.

²⁴ MPPS SOP Class not present in VET models.

soft key in the PATIENT DATA panel, the WORKLIST QUERY panel appears. Pressing the button “QUERY” in this panel issues a broad worklist query to the configured worklist server.

It is possible to configure the system to automatically execute the broad worklist query whenever the User opens the Worklist panel, by checking “QUERY AT START” in the panel itself. Otherwise, the results of the latest worklist query (if any) will appear until you press “QUERY”.

The “SHOW QUERY PARAMETERS” in the WORKLIST QUERY panel will display a “QUERY PARAMETERS” panel for entering data as search criteria. When the QUERY is pressed, the data from the panel will be inserted as matching keys into the query. In the QUERY PARAMETERS panel there is a “RESET” button to reset the query parameters to the default (current day for the Scheduled Procedure Step Start Date, local AE Title of the MyLab for the Scheduled Station AE Title).

With broad worklist queries the MyLab system always requests all items that match the matching keys in the table below:

Table 32
BROAD WORKLIST QUERY MATCHING KEYS

Tag	Attribute	Contents
(0008,0005)	Specific Character Set	“ISO_IR 100” or “ISO_IR 144” ²⁵
(0008,0050)	Accession Number	empty, can be set
(0008,0060)	Modality	preset to “US”, can be modified
(0040,0006)	Scheduled Performing Physician’s Name	empty, can be set
(0010,0010)	Patient’s Name	empty, can be set
(0010,0020)	Patient ID	empty, can be set
(0040,0002)	Scheduled Procedure Step Start Date	present date, can be modified
(0040,0001)	Scheduled Station AE Title	Local AE Title, can be modified
(0040,1001)	Requested Procedure ID	empty, can be set

Upon initiation of the request, the MyLab will build an Identifier for the C-FIND request, using the above matching keys and the return keys in Table 37. Then it will initiate an Association to send the request and will wait for Worklist responses. After retrieval of all responses, MyLab will display them in the WORKLIST QUERY panel, showing for each Scheduled Procedure Step the Patient Name, sex, Scheduled Performing Physician, Scheduled Procedure Step Start Date and Time, Scheduled Procedure Step ID, Accession Number, and a STATUS information flag that identifies with “WARNING” the received Scheduled Procedure Steps in which some mandatory attributes are missing. For every item it is possible to show the other information received by selecting it and pressing “DETAILS”: in this panel, in case of missing mandatory attributes in the response, there will also be the list of them. Even if some information, while mandatory for the SCP, is not provided by it, the MyLab will allow executing it by using the values that would be used for an unscheduled exam. In case of corrupted C-FIND-RSP messages, in the WORKLIST panel a message will appear saying that some of the records are corrupted.

By checking “FORCE DETAILS” in the worklist panel itself, the sw verifies that in the at least one among Patient Last Name, Patient ID and Accession number in the “QUERY PARAMETERS” panel contains a string. In case all these three attributes are empty, an error message appears. In this way it is possible to avoid get too many responses from a worklist server that has a huge number of scheduled procedure steps registered.

The results of the query will be cleared with the next worklist update. In case of network error, or when the system is rebooted, the results of the latest successful query (if any) are kept, until a new day begins (the old worklist data are automatically deleted when crossing the midnight).

²⁵ Set to “ISO_IR 100” when the system has a Latin keyboard or to “ISO_IR 144” when it has a Cyrillic keyboard (available for given models only). It is not intended to be a matching key. When any C-FIND-RSP contains a different character set of the one in the query, a warning will result, and the characters that cannot be mapped into the current character set will be substituted by a question mark “?”.

It is possible to configure the system to automatically execute a narrow worklist query whenever the User starts an exam, by checking "REFRESH DATA WHEN STARTING AN EXAMS" in the worklist panel itself. In this case each time a record is selected to use it for starting an exam using its data, an optional narrow query will be performed to verify that the information still corresponds to the selected record. In case of any difference, the user is asked to repeat the broad query and to select again the exam to start.

Table 33
NARROW WORKLIST QUERY MATCHING KEYS

Tag	Attribute	Contents	Matching Key Type
(0008,0005)	Specific Character Set	the same used in the broad query	=
(0040,0002)	Scheduled Procedure Step Start Date	the same used in the broad query	R
(0008,0060)	Modality	from the selected result of the broad query	R
(0010,0020)	Patient ID	from the selected result of the broad query	R
(0040,0001)	Scheduled Station AE Title	from the selected result of the broad query	R
(0008,0050)	Accession Number	from the selected result of the broad query	O

Upon initiation of the request, the MyLab system will build an Identifier for the C-FIND request, using the above matching keys and the return keys in Table 37. Then it will initiate an Association to send the request and will wait for Worklist responses. After retrieval of all the responses, the MyLab system filters them for the same Patient ID, Accession Number, Scheduled Procedure Step Start Date, Scheduled Procedure Step Start Time, in order to identify the response that matches with the item selected in the broad query.

If from the narrow query, after filtering the responses as above, there are none or more than one matching the selected item, or some of the relevant information in the return keys have changed since the broad query, a warning message will be shown, a broad query will automatically be issued, and the User will be asked to select the exam again, to be sure all the information is coherent with the one contained in the Worklist Server.

For both the broad and narrow queries, the MyLab system will initiate an Association in order to issue a C-FIND request according to the Modality Worklist Information Model.

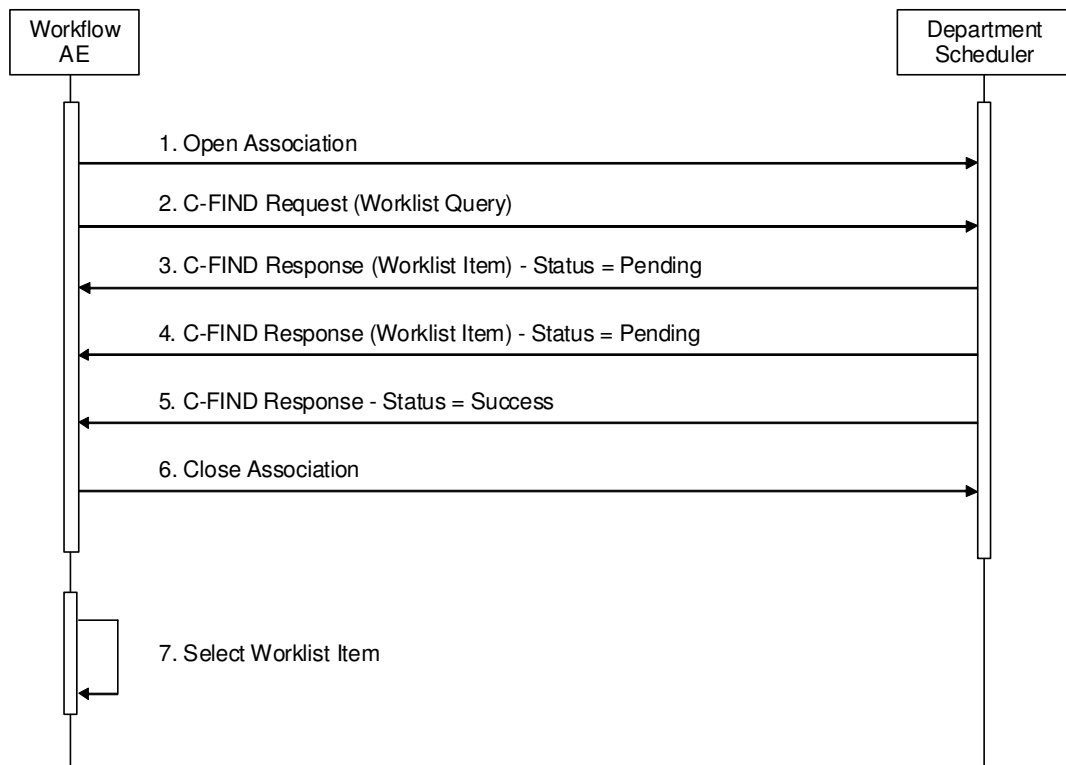


Figure 6
SEQUENCING OF ACTIVITY – WORKLIST UPDATE

A possible sequence of interactions between the Workflow AE and a Departmental Scheduler (e.g. a device such as a RIS or HIS which supports the Modality Worklist SOP Class as an SCP) is illustrated in the Figure above:

1. The Worklist AE opens an association with the Departmental Scheduler
2. The Worklist AE sends a C-FIND request to the Departmental Scheduler containing the Worklist Query attributes.
3. The Departmental Scheduler returns a C-FIND response containing the requested attributes of the first matching Worklist Item.
4. The Departmental Scheduler returns another C-FIND response containing the requested attributes of the second matching Worklist Item.
5. The Departmental Scheduler returns another C-FIND response with status Success indicating that no further matching Worklist Items exist. This example assumes that only 2 Worklist items match the Worklist Query.
6. The Worklist AE closes the association with the Departmental Scheduler.
7. The user selects a Worklist Item from the Worklist and prepares to acquire new images.

4.2.4.3.1.2 Proposed Presentation Contexts

MyLab will propose Presentation Contexts as shown in the following table:

Table 34
PROPOSED PRESENTATION CONTEXTS FOR ACTIVITY WORKLIST UPDATE

Presentation Context Table					
Abstract Syntax		Transfer Syntax		Role	Ext. Neg.
Name	UID	Name List	UID List		
Modality Worklist Information Model – FIND	1.2.840.10008.5.1.4.31	Implicit VR Little Endian	1.2.840.10008.1.2	SCU	None

4.2.4.3.1.3 SOP Specific Conformance for Modality Worklist

The behavior of the MyLab when encountering status codes in a Modality Worklist C-FIND response is summarized in the Table below. If any other SCP response status than "Success" or "Pending" is received by the MyLab, a message "query failed" will appear on the user interface.

Table 35
MODALITY WORKLIST C-FIND RESPONSE STATUS HANDLING BEHAVIOR

Service Status	Further Meaning	Error Code	Behavior
Success	Matching is complete	0000	The SCP has completed the matches. Worklist items are available for display or further processing.
Refused	Out of Resources	A700	The Association is aborted using A-ABORT and the worklist query is marked as failed. The status meaning is logged and reported to the user if an interactive query. Any additional error information in the Response will be logged.
Failed	Identifier does not match SOP Class	A900	The Association is aborted using A-ABORT and the worklist query is marked as failed. The status meaning is logged and reported to the user if an interactive query. Any additional error information in the Response will be logged.
Failed	Unable to Process	C000 – CFFF	The Association is aborted using A-ABORT and the worklist query is marked as failed. The status meaning is logged and reported to the user if an interactive query. Any additional error information in the Response will be logged.
Cancel	Matching terminated due to Cancel request	FE00	If the query was cancelled due to too many worklist items then the SCP has completed the matches. Worklist items are available for display or further processing. Otherwise, the Association is aborted using A-ABORT and the worklist query is marked as failed. The status meaning is logged and reported to the user if an interactive query.
Pending	Matches are continuing	FF00	The worklist item contained in the Identifier is collected for later display or further processing.
Pending	Matches are continuing – Warning that one or more Optional Keys were not supported	FF01	The worklist item contained in the Identifier is collected for later display or further processing. The status meaning is logged only once for each C-FIND operation.
*	*	Any other status code.	The Association is aborted using A-ABORT and the worklist is marked as failed. The status meaning is logged and reported to the user if an interactive query. Any additional error information in the Response will be logged.

The behavior of the MyLab during communication failure is summarized in the Table below.

Table 36
MODALITY WORKLIST COMMUNICATION FAILURE BEHAVIOR

Exception	Behavior
Timeout	The Association is aborted using A-ABORT and the worklist query marked as failed. The reason is logged and reported to the user if an interactive query.
Association aborted by the SCP or network layers	The worklist query is marked as failed. The reason is logged and reported to the user if an interactive query.

Acquired images will always use the Study Instance UID specified for the Scheduled Procedure Step (if available). If an acquisition is unscheduled, a Study Instance UID will be generated locally.

The Table below provides a description of the MyLab Worklist Request Identifier and specifies the attributes that are copied into the images. Unexpected attributes returned in a C-FIND response are ignored.

Requested return attributes not supported by the SCP are set to have no value. Non-matching responses returned by the SCP due to unsupported optional matching keys are ignored. No attempt is made to filter out possible duplicate entries.

Table 37
WORKLIST REQUEST IDENTIFIER

Module Name Attribute Name	Tag	VR	M	R	Q	D	IOD
SOP Common Specific Character Set	(0008,0005)	CS	S				
Scheduled Procedure Step Scheduled Procedure Step Sequence > Scheduled Station AE Title > Scheduled Procedure Step Start Date > Scheduled Procedure Step Start Time > Modality > Scheduled Performing Physician's Name > Scheduled Procedure Step Description > Scheduled Protocol Code Sequence > Scheduled Procedure Step ID	(0040,0100) (0040,0001) (0040,0002) (0040,0003) (0008,0060) (0040,0006) (0040,0007) (0040,0008) (0040,0009)	SQ AE DA TM CS PN LO SQ SH	S R S*	x x x x	x x x	d w d x d w	x x ²⁶ x x x
Requested Procedure Requested Procedure ID Requested Procedure Description Requested Procedure Code Sequence Study Instance UID Referenced Study Sequence	(0040,1001) (0032,1060) (0032,1064) (0020,000D) (0008,1110)	SH LO SQ UI SQ		x x x x	x	d d d	x x x x x
Imaging Service Request Accession Number Requesting Physician Referring Physician's Name	(0008,0050) (0032,1032) (0008,0090)	SH PN PN		x x x	x	x d x	x x x
Visit Identification Admission ID	(0038,0010)	LO		x		d	
Visit Status Current Patient Location	(0038,0300)	LO		x		d	
Visit Admission Admitting Diagnoses Description	(0008,1080)	LO		x		x	x

²⁶ The value received in the response can be changed from the User's interface; in the produced IOD it will be inserted in the (0008,1050) Performing Physicians' Name.

Patient Identification							
Patient's Name	(0010,0010)	PN	*	x	x	x, w	x
Patient ID	(0010,0020)	LO		x	x	x	x
Patient Demographic							
Patient's Birth Date	(0010,0030)	DA		x		x	x
Patient's Sex	(0010,0040)	CS		x		x, w	x
Patient's Weight	(0010,1030)	DS		x		d	x
Patient's Size	(0010,1020)	DS		x		d	x
Patient Comments	(0010,4000)	LT		x		d	
Patient Medical							
Patient State	(0038,0500)	LO		x		d	
Pregnancy Status	(0010,21C0)	US		x		d	
Medical Alerts	(0010,2000)	LO		x		d	
Contrast Allergies	(0010,2110)	LO		x		d	
Special Needs	(0038,0050)	LO		x		d	
Additional Patient History	(0010,21B0)	LT		x		d	

The above table should be read as follows:

Module Name: The name of the associated module for supported worklist attributes.

Attribute Name: Attributes supported to build a MyLab Worklist Request Identifier.

Tag: DICOM tag for this attribute.

VR: DICOM VR for this attribute.

M: Matching keys for (default) Worklist Update. A "S" will indicate that the MyLab will supply an attribute value for Single Value Matching, a "R" will indicate Range Matching and a "*" will denote wildcard matching. The "Scheduled Station AE Title" is Matching Key with the Local AE Title when "This Unit" is selected. The "Modality" is always Matching Key set to "US". Please note that "Specific Character Set" is set to "ISO_IR 100" when the system has a Latin keyboard, to "ISO_IR 144" when it has a Cyrillic keyboard (available for given models only), and it is not intended to be a matching key.

R: Return keys. An "x" will indicate that the MyLab will supply this attribute as Return Key with zero length for Universal Matching. The "Scheduled Station AE Title" is Return Key with zero length for Universal Matching when "All Units" is selected.

Q: Interactive Query Key. An "x" will indicate that the MyLab will supply this attribute as matching key, if entered in the QUERY PARAMETERS panel. For the "Patient's Name" and "Scheduled Performing Physician's Name" only Last Name and First Name can be inserted, a wildcard will be added for the other components. The "Scheduled Station AE Title" is single value matching key when "Specific Unit" is selected and a AE Title is supplied.

D: Displayed keys. A "w" indicates that this worklist attribute is displayed to the user in the WORKLIST QUERY panel. An "x" indicates that this worklist attribute is displayed to the user in the patient registration dialog, when the corresponding worklist item is selected pressing "SELECT EXAM" from the WORKLIST QUERY panel. For example, Patient Name will be displayed when registering the patient prior to an examination. A "d" indicates that this worklist attribute is displayed to the user only when selecting a worklist item and pressing "DETAILS".

IOD: An "x" indicates that this Worklist attribute is included into all Object Instances created during performance of the related Procedure Step.

The default Query Configuration is set to "Modality" (US) and "Date" (date of today). Optionally, additional matching are configurable in the QUERY PARAMETERS panel, as described above.

4.2.4.3.2 Activity – Acquire Images

4.2.4.3.2.1 Description and Sequencing of Activities ²⁷

Selecting an item from in the WORKLIST QUERY panel, and pressing “SELECT EXAM”, takes you back to the PATIENT DATA panel, already filled with all the data coming from the worklist. It is possible to modify or to input the Performing Physician, Height and Weight of the patient.

The trigger to create a MPPS SOP Instance is derived from pressing “OK” in the PATIENT DATA panel. An Association to the configured MPPS SCP system is established immediately and the related MPPS SOP Instance will be created.

When closing the current exam (“Start End” key) the MPPS will be set to the final state “COMPLETED”. It is also possible to set it to “DISCONTINUED”, by checking “ABANDONED PROCEDURE” before pressing OK in the EXAM panel that appears when closing the exam. This check is pre-set when no images have been acquired, anyway can be unchecked if needed (for example, measures done without storing images). In case of automatic saving of the exam to a DICOM server, the MPPS message will be “COMPLETED” when one or more images have been acquired, “DISCONTINUED” otherwise.

Starting an exam for a locally registered Patient will create an “unscheduled cases”, by allowing MPPS Instances to be communicated for locally registered Patients.

The MyLab only supports a 0-to-1 relationship between Scheduled and Performed Procedure Steps.

The MyLab will initiate an Association to issue an:

- N-CREATE request according to the CREATE Modality Performed Procedure Step SOP Instance operation or a
- N-SET request to update the contents and state of the MPPS according to the SET Modality Performed Procedure Step Information operation.




Figure 7
SEQUENCING OF ACTIVITY – ACQUIRE IMAGES

A possible sequence of interactions between the Workflow AE and a Departmental Scheduler (e.g. a device such as a RIS or HIS which supports the MPPS SOP Class as an SCP) is illustrated in Figure 7:

²⁷ MPPS SOP Class not present in VET models.

1. The Worklist AE opens an association with the Departmental Scheduler
2. The Worklist AE sends an N-CREATE request to the Departmental Scheduler to create an MPPS instance with status of "IN PROGRESS" and create all necessary attributes. The Departmental Scheduler acknowledges the MPPS creation with an N-CREATE response (status success).
3. The Worklist AE closes the association with the Departmental Scheduler.
4. All images are acquired and stored in the local database.
5. The Worklist AE opens an association with the Departmental Scheduler.
6. The Worklist AE sends an N-SET request to the Departmental Scheduler to update the MPPS instance with status of "COMPLETED" and set all necessary attributes. The Departmental Scheduler acknowledges the MPPS update with an N-SET response (status success).
7. The Worklist AE closes the association with the Departmental Scheduler.

4.2.4.3.2.2 Proposed Presentation Contexts

The MyLab will propose Presentation Contexts as shown in the following table:

Table 38
PROPOSED PRESENTATION CONTEXTS FOR REAL-WORLD ACTIVITY ACQUIRE IMAGES

Presentation Context Table					
Abstract Syntax		Transfer Syntax		Role	Ext. Neg.
Name	UID	Name List	UID List		
Modality Performed Procedure Step ²⁸	1.2.840.10008.3.1.2.3.3	Implicit VR Little Endian	1.2.840.10008.1.2	SCU	None

4.2.4.3.2.3 SOP Specific Conformance for MPPS²⁹

The behavior of the MyLab when encountering status codes in an MPPS N-CREATE or N-SET response is summarized in Table 39. If any other SCP response status than "Success" or "Warning" is received by the MyLab, a message "MPPS update failed" will appear on the user interface.

Table 39
MPPS N-CREATE / N-SET RESPONSE STATUS HANDLING BEHAVIOR

Service Status	Further Meaning	Error Code	Behavior
Success	Success	0000	The SCP has completed the operation successfully.
Failure	Processing Failure – Performed Procedure Step Object may no longer be updated	0110	The Association is aborted using A-ABORT and the MPPS is marked as failed. The status meaning is logged and reported to the user. Additional information in the Response will be logged (i.e. Error Comment and Error ID).
Warning	Attribute Value Out of Range	0116H	The MPPS operation is considered successful but the status meaning is logged. Additional information in the Response identifying the attributes out of range will be logged (i.e. Elements in the Modification List/Attribute List)
*	*	Any other	The Association is aborted using A-ABORT and the

²⁸ MPPS SOP Class not present in VET models.

²⁹ MPPS SOP Class not present in VET models.

		status code.	MPPS is marked as failed. The status meaning is logged and reported to the user.
--	--	--------------	--

The behavior of the MyLab during communication failure is summarized in the Table below:

Table 40
MPPS COMMUNICATION FAILURE BEHAVIOR

Exception	Behavior
Timeout	The Association is aborted using A-ABORT and MPPS marked as failed. The reason is logged and reported to the user.
Association aborted by the SCP or network layers	The MPPS is marked as failed. The reason is logged and reported to the user.

Table 41 provides a description of the MPPS N-CREATE and N-SET request identifiers sent by the MyLab. Empty cells in the N-CREATE and N-SET columns indicate that the attribute is not sent. A "Zero length" attribute will be sent with zero length.

Table 41
MPPS N-CREATE / N-SET REQUEST IDENTIFIER

Attribute Name	Tag	VR	N-CREATE	N-SET
Specific Character Set	(0008,0005)	CS	"ISO_IR 100" or "ISO_IR 144" ³⁰ .	
Modality	(0008,0060)	CS	US	
Procedure Code Sequence	(0008,1032)	SQ	From Modality Worklist, contains the value of the Requested Procedure Code Sequence (0032,1064). Not present for unscheduled exams or if the User unchecks "PERFORM PROCEDURE AS REQUESTED" in the WORKLIST QUERY panel.	
Referenced Patient Sequence	(0008,1120)	SQ	Zero length.	
Patient's Name	(0010,0010)	PN	From Modality Worklist (all 5 components) or user input. The user cannot modify values provided via Modality Worklist.	
Patient ID	(0010,0020)	LO	From Modality Worklist or user input. The user cannot modify values provided via Modality Worklist.	
Patient's Birth Date	(0010,0030)	DA	From Modality Worklist or user input. The user cannot modify values provided via Modality Worklist.	
Patient's Sex	(0010,0040)	CS	From Modality Worklist or user input. The user cannot modify values provided via Modality Worklist.	
Study ID	(0020,0010)	SH	Generated by the device. From	

³⁰ "ISO_IR 100" is used when the system has a Latin keyboard, "ISO_IR 144" when it has a Cyrillic keyboard (available for given models only).

			Requested Procedure ID (0040,1001) when Modality Worklist is enabled.	
Performed Station AE Title	(0040,0241)	AE	Local AE Title.	
Performed Station Name	(0040,0242)	SH	Zero length.	
Performed Location	(0040,0243)	SH	Zero length.	
Performed Procedure Step Start Date	(0040,0244)	DA	Generated by the device.	
Performed Procedure Step Start Time	(0040,0245)	TM	Generated by the device.	
Performed Procedure Step End Date	(0040,0250)	DA	Zero length.	Actual end date.
Performed Procedure Step End Time	(0040,0251)	TM	Zero length.	Actual end time.
Performed Procedure Step Status	(0040,0252)	CS	"IN PROGRESS".	"DISCONTINUED" or "COMPLETED".
Performed Procedure Step ID	(0040,0253)	SH	Generated by the device.	
Performed Procedure Step Description	(0040,0254)	LO	According to the chosen application.	According to the chosen application.
Performed Procedure Type Description	(0040,0255)	LO	Zero length.	Zero length.
Performed Protocol Code Sequence	(0040,0260)	SQ	Zero length.	
Scheduled Step Attributes Sequence	(0040,0270)	SQ		
> Accession Number	(0008,0050)	SH	From Modality Worklist or user input. The user cannot modify values provided via Modality Worklist.	
> Referenced Study Sequence	(0008,1110)	SQ	From Modality Worklist, empty for unscheduled exams.	
>> Referenced SOP Class UID	(0008,1150)	UI	From Modality Worklist.	
>> Referenced SOP Instance UID	(0008,1155)	UI	From Modality Worklist.	
> Study Instance UID	(0020,000D)	UI	From Modality Worklist, automatically generated for unscheduled exams.	
> Requested Procedure Description	(0032,1060)	LO	From Modality Worklist, Zero length for unscheduled exams.	
> Scheduled Procedure Step Description	(0040,0007)	LO	From Modality Worklist, Zero length for unscheduled exams.	
> Scheduled Protocol Code Sequence	(0040,0008)	SQ	From Modality Worklist, Zero length for unscheduled exams.	
> Scheduled Procedure Step ID	(0040,0009)	SH	From Modality Worklist, Zero length for unscheduled exams.	

> Requested Procedure ID	(0040,1001)	SH	From Modality Worklist, Zero length for unscheduled exams.	
Performed Series Sequence	(0040,0340)	SQ	Zero length.	One or more items.
> Retrieve AE Title	(0008,0054)	AE		Zero length.
> Series Description	(0008,103E)	LO		According to the chosen application.
> Performing Physician's Name	(0008,1050)	PN		From Modality Worklist, as (0040,0006) Scheduled Performing Phys. Name, or from user input. The user can modify values provided via Modality Worklist.
> Operator's Name	(0008,1070)	PN		Generated by the device according to the login name used to access the system.
> Referenced Image Sequence	(0008,1140)	SQ		One or more items.
>> Referenced SOP Class UID	(0008,1150)	UI		Generated by the device.
>> Referenced SOP Instance UID	(0008,1155)	UI		Generated by the device.
> Protocol Name	(0018,1030)	LO		According to the chosen pre-set.
> Series Instance UID	(0020,000E)	UI		Generated by the device.
> Referenced Non-Image Composite SOP Instance Seq.	(0040,0220)	SQ		Zero length.

4.2.4.4 Association Acceptance Policy

The Workflow Application Entity does not accept Associations.

4.2.5 Hardcopy Application Entity Specification

4.2.5.1 SOP Classes

The MyLab provides Standard Conformance to the following SOP Classes:

Table 42
SOP CLASSES FOR AE HARDCOPY

SOP Class Name	SOP Class UID	SCU	SCP
Basic Grayscale Print Management Meta	1.2.840.10008.5.1.1.9	Yes	No
Basic Color Print Management Meta	1.2.840.10008.5.1.1.18	Yes	No

4.2.5.2 Association Policies

4.2.5.2.1 General

The DICOM standard application context name for DICOM 3.0 is always proposed:

Table 43
DICOM APPLICATION CONTEXT FOR AE HARDCOPY

Application Context Name	1.2.840.10008.3.1.1.1
--------------------------	-----------------------

4.2.5.2.2 Number of Associations

It is possible to simultaneously configure many hardcopy devices, and for each one of them it is possible to configure many different printing profiles. According to the MyLab model, two or three of these printing profiles (belonging to the same or to different hardcopy devices) can be assigned to the print keys "1", "2" and "3" (if present) of the MyLab keyboard.

There are two different printing environments, one for the images belonging to the current Study (and displayed in the real-time environment, or selected and displayed from the "EXAM REV." environment), and another for the images belonging to older Studies (and displayed from the "ARCHIVE REV." environment).

Every time a print key is pressed, the current image is added to the current film according to the print key and the environment, so it is possible to simultaneously compose up to four (or six, according to the model) films; whenever a film composing is completed, a print-job is prepared and the MyLab initiates the related Association.

Table 44
NUMBER OF ASSOCIATIONS INITIATED FOR AE HARDCOPY

Maximum number of simultaneous Associations	Unlimited.
---	------------

MyLab does not accept Associations.

4.2.5.2.3 Asynchronous Nature

The MyLab does not support asynchronous communication (multiple outstanding transactions over a single Association).

Table 45
ASYNCHRONOUS NATURE AS A SCU FOR AE HARDCOPY

Maximum number of outstanding asynchronous transactions	1
---	---

4.2.5.2.4 Implementation Identifying Information

The implementation information for this Application Entity can be found in Table 4.

4.2.5.2.5 Printer configuration

The Service personnel, when configuring the MyLab for a given DICOM printer, must select a suitable printer configuration profile, according to the brand/model of the printer. In the printer configuration profile, compiled using the DICOM Conformance Statement of the printer, for every attribute that can be put in the N-CREATE of the Film Session SOP Class, in the N-CREATE of the Film Box SOP Class, and in the N-SET on the Image Box SOP Class, there is the complete list of accepted values, and the most suitable one (or a flag that says not to send this attribute, for the optional ones).

The Service personnel, according to the User's needs, must decide in which format(s) to print with that printer, preparing one or more printing profiles, in which some of the pre-defined attributes can be changed among the ones present in the pre-defined printer configuration profile, while for the others the most suitable one (or none) will be sent, according to the printer configuration profile. One of the configuration parameters is the color capability: for printers that accept both the Basic Grayscale and Basic Color Print Management Meta SOP Class, the Service personnel can decide in which way to print.

There is also a generic printer configuration profile, in which all the non-mandatory information (excepted the attributes directly managed from the User's interface) is marked not to be sent: this printer configuration profile can be used with unknown printers, leaving the printer software the burden to chose the most correct configuration parameters.

To use a configured printing profile, the User must tie it to one of the special print keys of the MyLab keyboard (labeled "1", "2", or "3" if present).

4.2.5.3 Association Initiation Policy

4.2.5.3.1.1 Activity – Connectivity Verification

4.2.5.3.1.2 Description and Sequencing of Activities

The Hardcopy AE is invoked to perform a verification by the Print SCP configuration interface. The job consists of data describing the destination.

If a response to the C-ECHO-RQ is not received within a timeout, the Association will be aborted and an error will be reported to the User.




Figure 8
SEQUENCING OF ACTIVITY – CONNECTIVITY VERIFICATION

4.2.5.3.1.3 Proposed Presentation Context Table

The MyLab is capable of proposing the Presentation Contexts as shown in the following table:

Table 46
PROPOSED PRESENTATION CONTEXT FOR CONNECTIVITY VERIFICATION

Presentation Context Table					
Abstract Syntax		Transfer Syntax		Role	Ext. Negot
Name	UID	Name List	UID List		
Verification	1.2.840.10008.1.1	Implicit VR Little Endian	1.2.840.10008.1.2	SCU	None

4.2.5.3.1.4 SOP Specific Conformance for Connectivity Verification

The MyLab provides standard conformance to the DICOM Verification Service Class as an SCU. The status code for the C-ECHO is as follows:

Table 47
C-ECHO RESPONSE STATUS HANDLING BEHAVIOUR

Code	Status	Meaning
0000	Success	The C-ECHO request is accepted.

4.2.5.3.2 Activity – Film Images

4.2.5.3.2.1 Description and Sequencing of Activities

A user composes images onto one film sheet by pressing the printing key for every image that can be added to the related printing layout; when the number of allowed images has been reached, or by selecting the “PRINT NOW TO DICOM PRINTER” entry in the pop-up menu related to the desired printing layout, the print-job is forwarded to the job queue and processed individually. Pressing the “RESET ADDED IMAGES” entry in the above pop-up menu will delete all the already added images from the current print-job.

The Hardcopy AE is invoked by the job control interface that is responsible for processing network tasks. The job consists of data describing the images and graphics to be printed as well as the requested layout and other parameters. The film sheet is sent image by image. If no association to the printer can be established, or some error occurs, the print-job is switched to a failed state and the user informed.

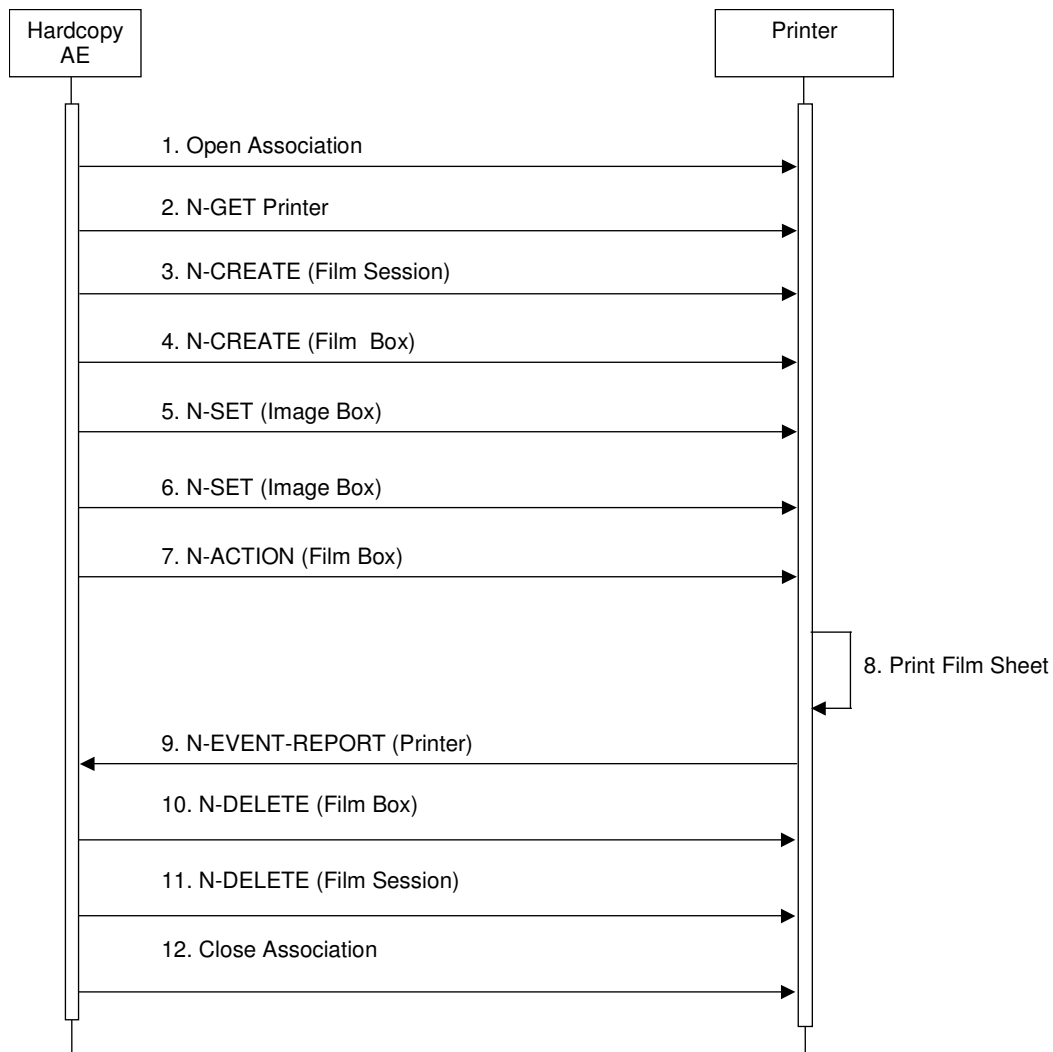


Figure 9
SEQUENCING OF ACTIVITY – FILM IMAGES

A typical sequence of DIMSE messages sent over an association between Hardcopy AE and a Printer is illustrated in Figure 9:

1. Hardcopy AE opens an association with the Printer, using the Basic Grayscale or Basic Color Print Management META SOP Class according to the configuration of the printing layout.
2. N-GET on the Printer SOP Class is used to obtain current printer status information. If the Printer reports a status of FAILURE, the print-job is switched to a failed state and the user informed.
3. N-CREATE on the Film Session SOP Class creates a Film Session.
4. N-CREATE on the Film Box SOP Class creates a Film Box linked to the Film Session.
5. N-SET on the Image Box SOP Class transfers the contents of the first image to the printer.
6. N-SET on the Image Box SOP Class transfers the contents of the other various images to the printer, or delete the unwanted ones from the Film Box.
7. N-ACTION on the Film Box SOP Class instructs the printer to print the Film Box already composed.
8. The printer prints the requested number of film sheets

9. The Printer asynchronously reports its status via N-EVENT-REPORT notification (Printer SOP Class). The printer can send this message at any time. Hardcopy AE does not require the N-EVENT-REPORT to be sent. Hardcopy AE is capable of receiving an N-EVENT-REPORT notification at any time during an association. If the Printer reports a status of FAILURE, the print-job is switched to a failed state and the user informed.
10. N-DELETE on the Film Box SOP Class deletes the Film Box SOP instance.
11. N-DELETE on the Film Session SOP Class deletes the complete Film Session SOP instance.
12. Hardcopy AE closes the association with the Printer

Status of the print-job is reported through the job control interface. If any Response from the remote Application contains a status other than Success or Warning, the Association is aborted and the related Job is switched to a failed state.

4.2.5.3.2.2 Proposed Presentation Contexts

The MyLab is capable of proposing the Presentation Contexts shown in the Table below:

Table 48
PROPOSED PRESENTATION CONTEXTS FOR ACTIVITY FILM IMAGES

Presentation Context Table					
Abstract Syntax		Transfer Syntax		Role	Ext. Neg.
Name	UID	Name List	UID List		
Basic Grayscale Print Management Meta	1.2.840.10008.5.1.1.9	Implicit VR Little Endian	1.2.840.10008.1.2	SCU	None
Basic Color Print Management Meta	1.2.840.10008.5.1.1.18	Implicit VR Little Endian	1.2.840.10008.1.2	SCU	None

4.2.5.3.2.3 Common SOP Specific Conformance for all Print SOP Classes

The general behavior of Hardcopy AE during communication failure is summarized in the Table below. This behavior is common for all SOP Classes supported by Hardcopy AE.

Table 49
HARDCOPY COMMUNICATION FAILURE BEHAVIOR

Exception	Behavior
Timeout	The Association is aborted. The reason is logged and reported to the user.
Association aborted by the SCP or network layers	The Association is aborted. The reason is logged and reported to the user.

4.2.5.3.2.4 SOP Specific Conformance for the Printer SOP Class

Hardcopy AE supports the following DIMSE operations and notifications for the Printer SOP Class:

- N-GET
- N-EVENT-REPORT

Details of the supported attributes and status handling behavior are described in the following subsections.

4.2.5.3.2.5 Printer SOP Class Operations (N-GET)

Hardcopy AE uses the Printer SOP Class N-GET operation to obtain information about the current printer status. The attributes obtained via N-GET are listed in the Table below:

**Table 50
PRINTER SOP CLASS N-GET REQUEST ATTRIBUTES**

Attribute Name	Tag	VR	Value	Presence of Value	Source
Printer Status	(2110,0010)	CS	Provided by Printer	ALWAYS	Printer
Printer Status Info	(2110,0020)	CS	Provided by Printer	ALWAYS	Printer
Printer Name	(2110,0030)	LO	Provided by Printer (for logging purposes)	ALWAYS	Printer
Manufacturer	(0008,0070)	LO	Provided by Printer (for logging purposes)	ALWAYS	Printer
Manufacturer's Model Name	(0008,1090)	LO	Provided by Printer (for logging purposes)	ALWAYS	Printer
Software Version(s)	(0018,1020)	LO	Provided by Printer (for logging purposes)	ALWAYS	Printer

The Printer Status information is evaluated as follows:

1. If Printer status (2110,0010) is NORMAL, the print-job continues to be printed.
2. If Printer status (2110,0010) is FAILURE, the print-job is marked as failed. The contents of Printer Status Info (2110,0020) is logged and reported to the user.
3. If Printer status (2110,0010) is WARNING, the print-job continues to be printed. The contents of Printer Status Info (2110,0020) is logged.

The behavior of Hardcopy AE when encountering status codes in a N-GET response is summarized in the Table below:

**Table 51
PRINTER SOP CLASS N-GET RESPONSE STATUS HANDLING BEHAVIOR**

Service Status	Further Meaning	Error Code	Behavior
Success	Success	0000	The request to get printer status information was success.
*	*	Any other status code.	The Association is aborted. The status meaning is logged and reported to the user.

4.2.5.3.2.6 Printer SOP Class Notifications (N-EVENT-REPORT)

Hardcopy AE is capable of receiving an N-EVENT-REPORT request at any time during an association.

The behavior of Hardcopy AE when receiving Event Types within the N-EVENT-REPORT is summarized in the Table below:

**Table 52
PRINTER SOP CLASS N-EVENT-REPORT BEHAVIOUR**

Event Type Name	Event Type ID	Behavior
Normal	1	The print-job continues to be printed.
Warning	2	The print-job continues to be printed. The contents of Printer Status Info (2110,0020) is logged.
Failure	3	The print-job is marked as failed. The contents of Printer Status Info (2110,0020) is logged and reported to the user.

*	*	An invalid Event Type ID will cause a status code of 0113H to be returned in a N-EVENT-REPORT response.
---	---	---

The reasons for returning specific status codes in a N-EVENT-REPORT response are summarized in the Table below:

**Table 53
PRINTER SOP CLASS N-EVENT-REPORT RESPONSE STATUS REASONS**

Service Status	Further Meaning	Error Code	Reasons
Success	Success	0000	The notification event has been successfully received.
Failure	No Such Event Type	0113H	An invalid Event Type ID was supplied in the N-EVENT-REPORT request.
Failure	Processing Failure	0110H	An internal error occurred during processing of the N-EVENT-REPORT. A short description of the error will be returned in Error Comment (0000,0902).

4.2.5.3.2.7 SOP Specific Conformance for the Film Session SOP Class

Hardcopy AE supports the following DIMSE operations for the Film Session SOP Class:

- N-CREATE
- N-DELETE

Details of the supported attributes and status handling behavior are described in the following subsections.

4.2.5.3.2.8 Film Session SOP Class Operations (N-CREATE)

The attributes supplied in an N-CREATE Request are listed in the Table below:

**Table 54
FILM SESSION SOP CLASS N-CREATE REQUEST ATTRIBUTES**

Attribute Name	Tag	VR	Value	Presence of Value	Source
Number of Copies	(2000,0010)	IS	Chosen by the User among the values in the Printer Profile.	ALWAYS	USER
Print Priority	(2000,0020)	CS	Pre-defined value from the Printer Profile.	ANAP	PROFILE
Medium Type	(2000,0030)	CS	Chosen by the User among the values in the Printer Profile.	ANAP	USER
Film Destination	(2000,0040)	CS	Pre-defined value from the Printer Profile.	ANAP	PROFILE
Film Session Label	(2000,0050)	LO	Pre-defined value from the Printer Profile.	ANAP	PROFILE
Memory Allocation	(2000,0060)	IS	Pre-defined value from the Printer Profile.	ANAP	PROFILE
Owner ID	(2100,0160)	SH	Pre-defined value from the Printer Profile.	ANAP	PROFILE

The behavior of Hardcopy AE when encountering status codes in a N-CREATE response is summarized in the Table below:

Table 55
FILM SESSION SOP CLASS N-CREATE RESPONSE STATUS HANDLING BEHAVIOR

Service Status	Further Meaning	Error Code	Behavior
Success	Success	0000	The SCP has completed the operation successfully.
Warning	Attribute Value Out of Range	0116H	The N-CREATE operation is considered successful and the user is notified that there was a warning. The status meaning and additional information in the Response identifying the attributes out of range will be logged (i.e. Elements in the Modification List/Attribute List).
Warning	Attribute List Error	0107H	The N-CREATE operation is considered successful and the user is notified that there was a warning. The status meaning and additional information in the Response identifying the attributes will be logged (i.e. Elements in the Attribute Identifier List).
*	*	Any other status code.	The Association is aborted and the print-job is marked as failed and the user is notified that there was an error. The status meaning is logged.

4.2.5.3.2.9 Film Session SOP Class Operations (N-DELETE)

The behavior of Hardcopy AE when encountering status codes in a N-DELETE response is summarized in the Table below:

Table 56
FILM SESSION SOP CLASS N-DELETE RESPONSE STATUS HANDLING BEHAVIOR

Service Status	Further Meaning	Error Code	Behavior
Success	Success	0000	The SCP has completed the operation successfully.
*	*	Any other status code.	The Association is aborted and the print-job is marked as failed and the user is notified that there was an error. The status meaning is logged.

4.2.5.3.2.10 SOP Specific Conformance for the Film Box SOP Class

Hardcopy AE supports the following DIMSE operations for the Film Box SOP Class:

- N-CREATE
- N-ACTION
- N-DELETE

Details of the supported attributes and status handling behavior are described in the following subsections.

4.2.5.3.2.11 Film Box SOP Class Operations (N-CREATE)

The attributes supplied in an N-CREATE Request are listed in the Table below:

Table 57
FILM BOX SOP CLASS N-CREATE REQUEST ATTRIBUTES

Attribute Name	Tag	VR	Value	Presence of Value	Source
Image Display Format	(2010,0010)	CS	Chosen by the User among the <i>STANDARD</i> _{c,r} values in the Printer Profile.	ALWAYS	USER
Film Orientation	(2010,0040)	CS	Chosen by the User among the values in the Printer Profile.	ANAP	USER

Film Size ID	(2010,0050)	CS	Chosen by the User among the values in the Printer Profile.	ANAP	USER
Magnification Type	(2010,0060)	CS	Pre-defined value from the Printer Profile.	ANAP	PROFILE
Smoothing Type	(2010,0080)	CS	Pre-defined value from the Printer Profile.	ANAP	PROFILE
Border Density	(2010,0100)	CS	Pre-defined value from the Printer Profile.	ANAP	PROFILE
Empty Image Density	(2010,0110)	CS	Pre-defined value from the Printer Profile.	ANAP	PROFILE
Max Density	(2010,0130)	US	Pre-defined value from the Printer Profile.	ANAP	PROFILE
Min Density	(2010,0120)	US	Pre-defined value from the Printer Profile.	ANAP	PROFILE
Trim	(2010,0140)	CS	Pre-defined value from the Printer Profile.	ANAP	PROFILE
Configuration Information	(2010,0150)	ST	Pre-defined value from the Printer Profile.	ANAP	PROFILE
Referenced Film Session Sequence	(2010,0500)	SQ		ALWAYS	AUTO
>Referenced SOP Class UID	(0008,1150)	UI	<i>1.2.840.10008.5.1.1.1</i>	ALWAYS	AUTO
>Referenced SOP Instance UID	(0008,1155)	UI	From created Film Session SOP Instance	ALWAYS	AUTO
Requested Resolution ID	(2020,0050)	CS	Pre-defined value from the Printer Profile.	ANAP	PROFILE

The behavior of Hardcopy AE when encountering status codes in a N-CREATE response is summarized in the Table below:

Table 58
FILM BOX SOP CLASS N-CREATE RESPONSE STATUS HANDLING BEHAVIOR

Service Status	Further Meaning	Error Code	Behavior
Success	Success	0000	The SCP has completed the operation successfully.
*	*	Any other status code.	The Association is aborted and the print-job is marked as failed. The status meaning is logged and reported to the user.

4.2.5.3.2.12 Film Box SOP Class Operations (N-ACTION)

An N-ACTION Request is issued to instruct the Print SCP to print the contents of the Film Box. The Action Reply argument in an N-ACTION response is not evaluated.

The behavior of Hardcopy AE when encountering status codes in a N-ACTION response is summarized in the Table below:

Table 59
FILM BOX SOP CLASS N-ACTION RESPONSE STATUS HANDLING BEHAVIOR

Service Status	Further Meaning	Error Code	Behavior
Success	Success	0000	The SCP has completed the operation successfully. The film has been accepted for printing.
*	*	Any other status code.	The Association is aborted and the print-job is marked as failed. The status meaning is logged and reported to the user.

4.2.5.3.2.13 Film Box SOP Class Operations (N-DELETE)

The behavior of Hardcopy AE when encountering status codes in a N-DELETE response is summarized in the Table below:

Table 60
FILM BOX SOP CLASS N-DELETE RESPONSE STATUS HANDLING BEHAVIOR

Service Status	Further Meaning	Error Code	Behavior
Success	Success	0000	The SCP has completed the operation successfully.
*	*	Any other status code.	The Association is aborted and the print-job is marked as failed and the user is notified that there was an error. The status meaning is logged.

4.2.5.3.2.14 SOP Specific Conformance for the Image Box SOP Class

Hardcopy AE supports the following DIMSE operations for the Image Box SOP Class:

— N-SET

Details of the supported attributes and status handling behavior are described in the following subsections.

4.2.5.3.2.15 Image Box SOP Class Operations (N-SET)

The attributes supplied in an N-SET Request are listed in the Tables below, one for the Basic Grayscale Image Box SOP Class, and one for the Basic Color Image Box SOP Class:

Table 61
BASIC GRAYSCALE IMAGE BOX SOP CLASS N-SET REQUEST ATTRIBUTES

Attribute Name	Tag	VR	Value	Presence of Value	Source
Image Position	(2020,0010)	US	According to the place in the Film Box	ALWAYS	AUTO
Basic Grayscale Image Sequence	(2020,0110)	SQ		ALWAYS	AUTO
>Samples Per Pixel	(0028,0002)	US	1	ALWAYS	AUTO
>Photometric Interpretation	(0028,0004)	CS	MONOCHROME2	ALWAYS	AUTO
>Rows	(0028,0010)	US	According to the dimension of the preformatted image (the same for all the images in the same film)	ALWAYS	AUTO
>Columns	(0028,0011)	US	According to the dimension of the preformatted image (the same for all the images in the same film)	ALWAYS	AUTO
>Bits Allocated	(0028,0100)	US	8	ALWAYS	AUTO
>Bits Stored	(0028,0101)	US	8	ALWAYS	AUTO
>High Bit	(0028,0102)	US	7	ALWAYS	AUTO
>Pixel Representation	(0028,0103)	US	0000H = unsigned integer.	ALWAYS	AUTO
>Pixel Data	(7FE0,0010)	OB	Pixels of rendered image	ALWAYS	AUTO

Table 62
BASIC COLOR IMAGE BOX SOP CLASS N-SET REQUEST ATTRIBUTES

Attribute Name	Tag	VR	Value	Presence of Value	Source
Image Position	(2020,0010)	US	According to the place in the Film Box	ALWAYS	AUTO
Basic Color Image Sequence	(2020,0111)	SQ		ALWAYS	AUTO
>Samples Per Pixel	(0028,0002)	US	3	ALWAYS	AUTO
>Photometric Interpretation	(0028,0004)	CS	<i>RGB</i>	ALWAYS	AUTO
>Rows	(0028,0010)	US	According to the dimension of the preformatted image (the same for all the images in the same film)	ALWAYS	AUTO
>Columns	(0028,0011)	US	According to the dimension of the preformatted image (the same for all the images in the same film)	ALWAYS	AUTO
>Bits Allocated	(0028,0100)	US	8	ALWAYS	AUTO
>Bits Stored	(0028,0101)	US	8	ALWAYS	AUTO
>High Bit	(0028,0102)	US	7	ALWAYS	AUTO
>Pixel Representation	(0028,0103)	US	<i>0000H</i> = unsigned integer.	ALWAYS	AUTO
>Pixel Data	(7FE0,0010)	OB	Pixels of rendered image	ALWAYS	AUTO

The behavior of Hardcopy AE when encountering status codes in a N-SET response is summarized in the Table below:

Table 63
IMAGE BOX SOP CLASS N-SET RESPONSE STATUS HANDLING BEHAVIOR

Service Status	Further Meaning	Error Code	Behavior
Success	Success	0000	The SCP has completed the operation successfully. Image successfully stored in Image Box.
*	*	Any other status code.	The Association is aborted and the print-job is marked as failed. The status meaning is logged and reported to the user.

4.2.5.4 Association Acceptance Policy

The Hardcopy Application Entity does not accept Associations.

4.3 NETWORK INTERFACES

4.3.1 Physical Network Interface

The MyLab supports a single network interface. One or both of the following physical network interfaces will be available depending on installed hardware options:

Table 64
SUPPORTED PHYSICAL NETWORK INTERFACES

Ethernet 100baseT
Ethernet 10baseT

4.3.2 Additional Protocols

The MyLab conforms to the System Management Profiles listed in the Table below. All requested transactions for the listed profiles and actors are supported. Support for optional transactions are listed in the Table below:

Table 65
SUPPORTED SYSTEM MANAGEMENT PROFILES

Profile Name	Actor	Protocols Used	Optional Transactions	Security Support
Network Address Management	DHCP Client	DHCP	N/A	
	DNS Client	DNS	N/A	

4.3.2.1 DHCP

DHCP can be used to obtain TCP/IP network configuration information. The default Windows DHCP client is used, if enabled by the System Administrator: please refer to the Windows documentation for further details.

4.3.2.2 DNS

DNS can be used for address resolution. If DHCP is not in use or the DHCP server does not return any DNS server addresses, the identity of the DNS servers can be configured by the System Administrator. If a DNS server is not in use, the numeric IP addresses need to be used.

4.4 CONFIGURATION

4.4.1 AE Title/Presentation Address Mapping

4.4.1.1 Local AE Titles and TCP Ports

All local applications use the AE Title, IP address, and listening TCP Port. The Default AE Title is "MYLAB", the default TCP Port is 6104 or 11112 according to the model, both can be changed from the DICOM configuration menu, the new values become effective after a reboot of the system.

4.4.1.2 Remote AE Title/Presentation Address Mapping

The AE Titles, host names or IP addresses, and TCP port numbers of remote applications can be configured from the DICOM configuration menu.

4.4.1.2.1 Storage Application Entity

The MyLab User must set the AE Title, port-number, host-name for up to 5 remote Storage SCPs, enabling one or more of them.

The MyLab User must set the AE Title, port-number, host-name for up to 5 remote Storage Commitment SCPs, enabling only one of them at a given time ³¹.

³¹ Storage Commitment SOP Class not present in VET models.

4.4.1.2.2 Workflow Application Entity

The MyLab User must set the AE Title, port-number, host-name for up to 5 remote MWL SCPs, enabling only one of them at a given time.

The MyLab User must set the AE Title, port-number, host-name for up to 5 remote MPPS SCPs, enabling only one of them at a given time ³².

4.4.1.2.3 Hardcopy Application Entity

The MyLab User must set the AE Title, port-number, host-name and printer profile for up to 5 remote Print SCPs, enabling one or more of them. For every configured printer, one or more printing profile can be created, and tied to one of the printing keys.

4.4.2 Parameters

A large number of parameters related to acquisition and general operation can be configured using the Service/Installation Tool. The Table below only shows those configuration parameters relevant to DICOM communication. See the MyLab Service Manual for details on general configuration capabilities.

Table 66
CONFIGURATION PARAMETERS TABLE

Parameter	Configurable (Yes/No)	Default Value
General Parameters		
Max PDU Receive Size	No	28672 Bytes
Max PDU Send Size (larger PDUs will never be sent, even if the receiver supports a larger Max PDU Receive Size. If the receiver supports a smaller Max PDU Receive Size then the Max PDU Send Size will be reduced accordingly for the duration of the Association. Max PDU Receive Size information is exchanged during DICOM Association Negotiation in the Maximum Length Sub-Item of the A-ASSOCIATION-RQ and A-ASSOCIATE-AC)	No	28672 Bytes
Time-out waiting for a acceptance or rejection response to an Association Request (Application Level Timeout)	No	60 s
Time-out waiting for a response to an Association release request (Application Level Timeout)	No	60 s
Time-out waiting for completion of a TCP/IP connect request (Low-level timeout)	No	60 s
Time-out awaiting a Response to a DIMSE Request (Low-Level Timeout)	Yes	60 s
Time-out for waiting for data between TCP/IP-packets (Low Level Timeout)	No	60 s
Storage SCU Parameters		
Storage SCU time-out waiting for a response to a C-STORE-RQ	Yes	60 s
Number of times a failed send job may be retried	No	0 (Failed send jobs are not retried)
Delay between retrying failed send jobs	No	Not applicable
Maximum number of simultaneously initiated Associations by the Storage-SCU AE	No	1
Supported Transfer Syntaxes (separately configurable for each remote	No	See Table 11,

³² MPPS SOP Class not present in VET models.

Parameter	Configurable (Yes/No)	Default Value
AE)		not separately configurable
Storage Commitment Parameters		
Timeout waiting for a Storage Commitment Notification (maximum duration of applicability for a Storage Commitment Transaction UID).	Yes	600 s
Maximum number of simultaneously accepted Associations by the Storage AE.	No	1
Delay association release after sending a Storage Commitment Request (wait for a Storage Commitment Notification over the same association).	No	0 s
Modality Worklist Parameters		
Modality Worklist SCU time-out waiting for the final response to a C-FIND-RQ	Yes	60 s
Maximum number of Worklist Items	No	Unlimited
Supported Transfer Syntaxes for Modality Worklist	No	See Table 34.
Delay between automatic Worklist Updates	No	No automatic retry
Query Worklist for specific Scheduled Station AE Title	Yes	Local AE Title
Query Worklist for specific Modality Value	No	US
MPPS Parameters		
MPPS SCU time-out waiting for a response to a N-CREATE-RQ	No	60 s
MPPS SCU time-out waiting for a response to a N-SET-RQ	No	60 s
Supported Transfer Syntaxes for MPPS	No	See Table 38.
Print Parameters		
Print SCU time-out waiting for a response to a N-CREATE-RQ	Yes	60 s
Print SCU time-out waiting for a response to a N-SET-RQ	Yes	60 s
Print SCU time-out waiting for a response to a N-ACTION-RQ	Yes	60 s
Supported Transfer Syntaxes (separately configurable for each remote printer)	No	See Table 48, not separately configurable
Number of times a failed print-job may be retried	No	0 (Failed send jobs are not retried)
Delay between retrying failed print-jobs	No	Not applicable
Printer correction LUT (separately configurable for each remote printer)	No	Not applied

5 MEDIA INTERCHANGE

5.1 IMPLEMENTATION MODEL

5.1.1 Application Data Flow

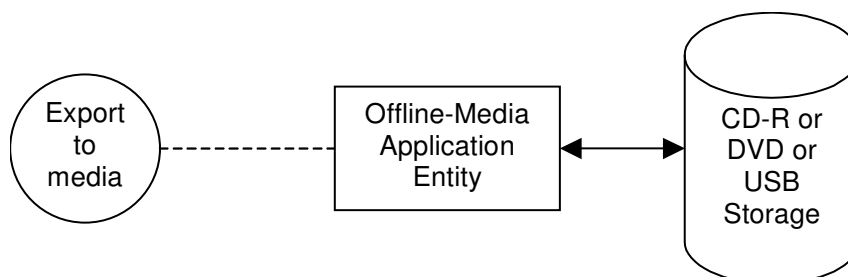


Figure 10
APPLICATION DATA FLOW DIAGRAM FOR MEDIA STORAGE

- Offline-Media Application Entity exports images, clips and SR objects³³ to a CD-R or a DVD or a USB Storage medium. It is associated with the local real-world activity “Archive”. “Archive” (to CD-R or to DVD or to USB) is performed upon user request for each study when closing it, or for specific studies selected from the had disk database.

5.1.2 Functional Definition of AEs

5.1.2.1 Functional Definition of Offline-Media Application Entity

It is possible to activate the Offline-Media Application Entity entry both when closing the current study, and from the database panel.

When closing the current study, a panel will allow the User to decide if and where to archive in DICOM the images, clips and SR objects: the User should check “DICOM” and select among “CD/DVD” (the CD-R or DVD), “USB”, “<DICOM SERVER 1>”, “<DICOM SERVER 2>”, etc. Selecting “CD/DVD” or “USB” will store the DICOM objects on the chosen medium, while selecting one of the configured DICOM servers (“<DICOM SERVER 1>”, “<DICOM SERVER 2>”, etc.) will send them in DICOM format to the selected destination. Please note that the current study will not be archived into the local database unless you also check “LOCAL ARCHIVE”.

From the local database panel, pressing the “DICOM” soft-key, a “DICOM PROCEDURE” panel will appear, allowing to choose between the following destinations: “CD/DVD” (the CD-R or DVD), “USB”, “<DICOM SERVER 1>”, “<DICOM SERVER 2>”, etc. In this way you can store or send the selected studies (previously archived to the local database), in DICOM format, to the selected destination.

When activating the above described functions choosing “CD/DVD” or “USB”, the SOP Instances associated with the selected study (or studies) will be collected into one export job. The existence of an export job queue entry will activate the Offline-Media AE.

If the required medium is not present, or cannot be accessed, the related export job will be set to an error state and it will be possible to restart it later by the user via job control interface. The Offline-Media AE will not try to export again the instances automatically.

5.1.3 Sequencing of Real-World Activities

The operator can insert a new CD-R or DVD, or a USB storage media (according to the case), at any time before the Offline-Media Application Entity activation. The CD-R or DVD will be formatted, while the USB

³³ DICOM Structured Report not available in VET models.

storage media must be previously formatted using another computer. For CD-R and DVD a viewer will be automatically put into the media.

Please note that the USB storage media, to meet the DICOM standard, must be formatted selecting the FAT16 or FAT32 File System, while NTFS is not allowed. For example, these are options of the standard Windows Operating System formatting utility.

5.1.4 File Meta Information Options

See section 3.6 for the implementation information written to the File Meta Header in each file.

5.2 AE SPECIFICATIONS

5.2.1 Offline-Media Application Entity Specification

The Offline-Media Application Entity provides standard conformance to the Media Storage Service Class. The Application Profiles and roles are listed below:

Table 67
APPLICATION PROFILES, ACTIVITIES AND ROLES FOR OFFLINE-MEDIA

Application Profiles Supported	Real World Activity	Role
STD-GEN-CD	Export to CD-R	FSC
STD-GEN-DVD-JPEG	Export to DVD	FSC
STD-GEN-USB-JPEG	Export to USB	FSC, FSU
STD-US-SC-MF-CDR	Export to CD-R	FSC
STD-US-SC-MF-DVD	Export to DVD	FSC

5.2.1.1 File Meta Information for the Application Entity

The Source Application Entity Title included in the File Meta Header is configurable (see section 5.4).

5.2.1.2 Real-World Activities

5.2.1.2.1 Activity – Export to CD-R or DVD or USB

The Offline-Media Application Entity acts as an FSC when requested to export SOP Instances from the local database to a CD-R or DVD or USB medium. When exporting to USB the Offline-Media Application Entity can act as an FSU if a DICOMDIR is already present.

5.2.1.2.1.1 Media Storage Application Profiles

The Offline-Media Application Entity support the STD-GEN-CD, STD-GEN-DVD-JPEG, STD-GEN-USB-JPEG, STD-US-SC-MF-CDR, and the STD-US-SC-MF-DVD Application Profiles.

Please note that, to strictly follow the STD-GEN-CD application profile, the images must be exported in the uncompressed format, by selecting the appropriate configuration in the QUALITY tab of the DICOM CONFIGURATION panel (IMAGE QUALITY HIGH, CLIP QUALITY UNCOMPRESSED, when available, otherwise the patients must not contain any US-MF objects).

Please note that, to strictly follow the STD-GEN-DVD-JPEG and the STD-GEN-USB-JPEG application profiles, the single frame US or SC images must be exported in the uncompressed or JPEG lossy compressed format, by selecting the appropriate configuration in the QUALITY tab of the DICOM CONFIGURATION panel (IMAGE QUALITY LOW or IMAGE QUALITY HIGH).

Please note that, to strictly follow the STD-US-SC-MF-CDR and STD-US-SC-MF-DVD application profiles, the SC image or SR object export must be disabled, by selecting the appropriate configuration in the REPORT EXPORT tab of the DICOM CONFIGURATION panel (DO NOT EXPORT).

The Offline-Media Application Entity supports the SOP Classes and Transfer Syntaxes listed in the Table below:

Table 68
IODS, SOP CLASSES AND TRANSFER SYNTAXES FOR OFFLINE MEDIA

Information Object Definition	SOP Class UID	Transfer Syntax	Transfer Syntax UID
Media Storage Directory Storage	1.2.840.10008.1.3.10	Explicit VR Little Endian	1.2.840.10008.1.2.1
Ultrasound Image Storage	1.2.840.10008.5.1.4.1.1.6.1	Explicit VR Little Endian	1.2.840.10008.1.2.1
		RLE Lossless	1.2.840.10008.1.2.5
		JPEG lossy Baseline (Process 1)	1.2.840.10008.1.2.4.50
Ultrasound Multiframe Image Storage ³⁴	1.2.840.10008.5.1.4.1.1.3.1	Explicit VR Little Endian	1.2.840.10008.1.2.1
		JPEG lossy Baseline (Process 1)	1.2.840.10008.1.2.4.50
Secondary Capture Image Storage	1.2.840.10008.5.1.4.1.1.7	Explicit VR Little Endian	1.2.840.10008.1.2.1
		RLE Lossless	1.2.840.10008.1.2.5
		JPEG lossy Baseline (Process 1)	1.2.840.10008.1.2.4.50
Comprehensive SR Storage ³⁵	1.2.840.10008.5.1.4.1.1.88.33	Explicit VR Little Endian	1.2.840.10008.1.2.1

The Transfer Syntax used for Ultrasound and Secondary Capture Images can be changed from the User's Interface pressing the MENU button, selecting DICOM CONFIGURATION and entering the QUALITY tab of the configuration panel. The following choices are allowed for IMAGE QUALITY:

1. LOW (LOSSY JPEG): the JPEG lossy Baseline (Process 1) Transfer Syntax will be used;
2. MEDIUM (LOSSLESS RLE): the RLE Transfer Syntax will be used;
3. HIGH (UNCOMPRESSED): the Explicit VR Little Endian Transfer Syntax will be used.

The Transfer Syntax used for Ultrasound Multiframe Images can be changed from the User's Interface pressing the MENU button, selecting DICOM CONFIGURATION and entering the QUALITY tab of the configuration panel. You will find four different settings for CLIP QUALITY; selecting LOW, MEDIUM and HIGH the JPEG lossy Baseline (Process 1) will be used, with three different compression levels, while selecting UNCOMPRESSED the Explicit VR Little Endian will be used.

Please note that archiving Ultrasound Multiframe Images without compressing them could produce very large files, and adversely affect the operation of the MyLab system and of the receiving system: this option has been added for testing purposes only, and should not be used for normal operations, especially with long clips.

The US Image, US Multiframe Image, Secondary Capture Image and Comprehensive SR Storage SOP Classes are extended to create Standard Extended SOP Classes by addition of standard and private attributes to the created SOP Instances as documented in Section 8.1.

Also the Media Storage Directory Storage SOP Class is extended, for supporting a larger number of attributes. The DICOMDIR file created includes the Basic Directory IOD containing Directory Records at the Patient and the subsidiary Study, Series and Image levels, appropriate to the SOP Classes in the corresponding File Set. All Type 1 and Type 2 attributes are included in the DICOMDIR. A few other attributes (Type 3 for the Basic Directory IOD), when present in the indexed objects, are also included in the DICOMDIR at the correct level.

³⁴ It is possible to completely disable the sending of US-MF objects.

³⁵ Not present in VET models.

5.2 AUGMENTED AND PRIVATE APPLICATION PROFILES

MyLab does not support any augmented for private application profiles.

5.3 MEDIA CONFIGURATION

All local applications use the AE Title configured by the Service personnel. The Application Entity Title configurable for Media Services is the same used for the network storage.

6 SUPPORT OF CHARACTER SETS

All MyLab DICOM applications support the

ISO_IR 100 (ISO 8859-1:1987 Latin Alphabet No. 1 supplementary set).

The MyLab models which can be configured to use a Cyrillic keyboard will support instead

ISO_IR 144 (ISO 8859-5:1999 Latin/Cyrillic Alphabet supplementary set).

In any case, the exams will be exported with the Specific Character Set that was in use in the system that acquired them at the moment they were acquired.

7 SECURITY

DICOM security is not implemented on the MyLab. It is assumed that MyLab is used within a secured environment. It is assumed that a secured environment includes at a minimum:

- a. Firewall or router protections to ensure that only approved external hosts have network access to MyLab.
- b. Firewall or router protections to ensure that MyLab only has network access to approved external hosts and services.
- c. Any communication with external hosts and services outside the locally secured environment use appropriate secure network channels (e.g. such as a Virtual Private Network (VPN))

Other network security procedures such as automated intrusion detection may be appropriate in some environments. Additional security features may be established by the local security policy and are beyond the scope of this conformance statement.

8 ANNEXES

8.1 IOD CONTENTS

8.1.1 Created SOP Instances

Table 69 specifies the attributes of an US, US-MF or Secondary Capture Image transmitted by the MyLab storage application. Table 70 specifies the attributes of a Structured Report object transmitted by the MyLab storage application.

The following tables use a number of abbreviations. The abbreviations used in the “Presence of ...” column are:

VNAP	Value Not Always Present (attribute sent zero length if no value is present)
ANAP	Attribute Not Always Present
ALWAYS	Always Present
EMPTY	Attribute is sent without a value

The abbreviations used in the “Source” column:

USER	the attribute value source is from User input
MWL	the attribute value source is from DICOM Modality Worklist Service
AUTO	the attribute value is generated automatically
CONFIG	the attribute value source is a configurable parameter

NOTE: All dates and times are encoded in the local configured calendar and time. Date, Time and Time zone are configured using the Service/Installation Tool.

8.1.1.1 US, US Multiframe and Secondary Capture Image IOD

Table 69
IOD OF US, US-MF AND SC CREATED SOP INSTANCES

IE	Module	Reference	Presence of Module
Patient	Patient	Table 71	ALWAYS
Study	General Study	Table 72	ALWAYS
	Patient Study	Table 73	ALWAYS
Series	General Series	Table 74	ALWAYS
Equipment	General Equipment	Table 75	ALWAYS
	SC Equipment	Table 76	ANAP, only if SC.
Image	General Image	Table 77	ALWAYS
	Image Pixel	Table 78	ALWAYS
	US Region Calibration	Table 79	ANAP, only if US or US-MF (not present when depth changes are applied when acquiring US-MF).
	Cine	Table 80	ANAP, only if US-MF
	Multi-Frame	Table 81	ANAP, only if US-MF
	Frame Pointers	Table 82	ANAP, only if cardiac US-MF
	US Image	Table 83	ANAP, only if US or US-MF
	SC Image	===	EMPTY, can be present only for SC, but no attributes of this module are present.

	SOP Common	Table 87	ALWAYS
	Private Application	Table 88	ANAP, present only in special (blank) US images that carry the measures acquired, when "EXPORT TO BIOPACS" is selected in the REPORT EXPORT configuration panel.

8.1.1.2 Comprehensive Structured Report IOD³⁶

Table 70
IOD OF SR CREATED SOP INSTANCES

IE	Module	Reference	Presence of Module
Patient	Patient	Table 71	ALWAYS
Study	General Study	Table 72	ALWAYS
	Patient Study	Table 73	EMPTY
Series	SR Document Series	Table 84	ALWAYS
Equipment	General Equipment	Table 75	ALWAYS
Document	SR Document General	Table 85	ALWAYS
	SR Document Content	Table 86	ALWAYS
	SOP Common	Table 87	ALWAYS

8.1.1.3 Common Modules

Table 71
PATIENT MODULE OF CREATED SOP INSTANCES

Attribute Name	Tag	VR	Value	Presence of Value	Source
Patient's Name	(0010,0010)	PN	From Modality Worklist or user input (in this case it accepts only the first three components). For VET systems, the first two of the five components in their order of occurrence are the Owner's name and the name of the animal. The remaining components are not present.	VNAP	MWL / USER
Patient ID	(0010,0020)	LO	From Modality Worklist or user input ³⁷ .	VNAP	MWL / USER
Patient's Birth Date	(0010,0030)	DA	From Modality Worklist or user input.	VNAP	MWL / USER
Patient's Sex	(0010,0040)	CS	From Modality Worklist or user input.	VNAP	MWL / USER
Patient Species Description ^(*)	(0010,2201)	LO	CANINE, FELINE, EQUINE, BOVINE, OVINE, CAPRINE, PORCINE or UNKNOWN.	VNAP ^(*)	USER
Patient Breed Description ^(*)	(0010,2292)	LO	From User input.	VNAP ^(*)	USER

³⁶ DICOM Structured Report not available in VET models.

³⁷ When the worklist is not enabled and the user did not fill the Patient ID, the machine will generate a suitable DICOM Patient ID, different for every exam produced by the same machine, to avoid exporting studies with an empty Patient ID.

^(*) Present only in SOP instances produced by a VET system.

Patient Breed Code Sequence (*)	(0010,2293)	SQ	Always empty.	EMPTY (*)	AUTO
Breed Registration Sequence (*)	(0010,2294)	SQ	Always empty.	EMPTY (*)	AUTO
Responsible Person (*)	(0010,2297)	PN	From User input, the Owner's Name.	VNAP (*)	USER
Responsible Person Role (*)	(0010,2298)	CS	Present if Responsible Person is not empty, in this case it is Always <i>OWNER</i> .	ANAP (*)	AUTO
Responsible Organization (*)	(0010,2299)	LO	Always empty.	EMPTY (*)	AUTO

Table 72
GENERAL STUDY MODULE OF CREATED SOP INSTANCES

Attribute Name	Tag	VR	Value	Presence of Value	Source
Study Instance UID	(0020,000D)	UI	From Modality Worklist or generated by the device.	ALWAYS	MWL / AUTO
Study Date	(0008,0020)	DA	<yyyymmdd>	ALWAYS	AUTO
Study Time	(0008,0030)	TM	<hhmm> or <hhmmss> according to the model.	ALWAYS	AUTO
Accession Number	(0008,0050)	SH	From Modality Worklist or user input.	VNAP	MWL / USER
Referring Physician's Name	(0008,0090)	PN	From Modality Worklist or user input.	VNAP	MWL / USER
Study ID	(0020,0010)	SH	Generated by the device. From Requested Procedure ID (0040,1001) when the Modality Worklist is enabled.	ALWAYS	AUTO / MWL
Study Description	(0008,1030)	LO	Automatically filled by the device according to the selected application (localized).	ALWAYS	AUTO
Referenced Study Sequence	(0008,1110)	SQ	From Modality Worklist, is the reference to the Study SOP Class/SOP Instance. Not present for unscheduled exams.	VNAP	MWL
Procedure Code Sequence	(0008,1032)	SQ	From Modality Worklist, contains the value of the Requested Procedure Code Sequence (0032,1064). Not present for unscheduled exams or if the User unchecks "PERFORM PROCEDURE AS REQUESTED" in the WORKLIST QUERY panel.	VNAP	MWL

Table 73
PATIENT STUDY MODULE OF CREATED SOP INSTANCES

Attribute Name	Tag	VR	Value	Presence of Value	Source
Admitting Diagnoses Description	(0008,1080)	LO	From Modality Worklist or user input.	VNAP	MWL / USER
Patient's Age	(0010,1010)	AS	From user input.	VNAP	USER

Patient's Size	(0010,1020)	DS	From Modality Worklist or user input (can be empty according to the selected application).	VNAP	MWL / USER
Patient's Weight	(0010,1030)	DS	From Modality Worklist or user input (can be empty according to the selected application).	VNAP	MWL / USER
Patient's Sex Neutered ^(*)	(0010,2203)	CS	ALTERED, UNALTERED or empty.	VNAP ^(*)	USER

**Table 74
GENERAL SERIES MODULE OF CREATED SOP INSTANCES**

Attribute Name	Tag	VR	Value	Presence of Value	Source
Modality	(0008,0060)	CS	US, DOC or US for Secondary Capture images ³⁸ .	ALWAYS	AUTO
Series Instance UID	(0020,000E)	UI	Generated by device.	ALWAYS	AUTO
Series Number	(0020,0011)	IS	Generated by device.	ALWAYS	AUTO
Laterality	(0020,0060)	CS	Always empty.	EMPTY	AUTO
Series Date	(0008,0021)	DA	<yyyymmdd>	ALWAYS	AUTO
Series Time	(0008,0031)	TM	<hhmm> or <hhmmss> according to the model.	ALWAYS	AUTO
Series Description	(0008,103E)	LO	Generated by device according to the selected application (not localized).	ALWAYS	AUTO
Performing Physicians' Name	(0008,1050)	PN	From Modality Worklist, as (0040,0006) Scheduled Performing Phys. Name, or from user input. The user can modify values provided via Modality Worklist.	VNAP	MWL / USER
Operators' Name	(0008,1070)	PN	Generated by the device according to the login name used to access the system, or from user input when security access is disabled.	VNAP	AUTO / USER
Referenced Performed Procedure Step Sequence	(0008,1111)	SQ	Identifies the Performed Procedure Step SOP Instance to which the Series is related. Not present if MPPS not available or not enabled.	VNAP	AUTO
Protocol Name	(0018,1030)	LO	Generated by device according to the selected application (localized).	ALWAYS	AUTO
Performed Procedure Step ID	(0040,0253)	SH	Generated by device.	VNAP	AUTO
Performed Procedure Step Start Date	(0040,0244)	DA	Generated by device.	VNAP	AUTO
Performed Procedure Step Start Time	(0040,0245)	TM	Generated by device.	VNAP	AUTO
Performed Procedure Step Description	(0040,0254)	LO	Generated by device.	VNAP	AUTO

^(*) Present only in SOP instances produced by a VET system.

³⁸ The desired content can be chosen from the DICOM configuration.

Performed Protocol Code Sequence	(0040,0260)	SQ	Normally absent; for cardiac US-MF images acquired in a Staged protocol (when available), it is automatically filled with the Ultrasound Stress Protocol Codes described in Table 103 ³⁹ ,	VNAP	AUTO
Request Attributes Sequence	(0040,0275)	SQ	From Modality Worklist, the whole sequence is not present for unscheduled exams.	VNAP	MWL
> Requested Procedure ID	(0040,1001)	SH	From Modality Worklist.	VNAP	MWL
> Requested Procedure Description	(0032,1060)	LO	From Modality Worklist.	VNAP	MWL
> Scheduled Procedure Step ID	(0040,0009)	SH	From Modality Worklist.	VNAP	MWL
> Scheduled Procedure Step Description	(0040,0007)	LO	From Modality Worklist.	VNAP	MWL
> Scheduled Protocol Code Sequence	(0040,0008)	SQ	From Modality Worklist.	VNAP	MWL

**Table 75
GENERAL EQUIPMENT MODULE OF CREATED SOP INSTANCES**

Attribute Name	Tag	VR	Value	Presence of Value	Source
Manufacturer	(0008,0070)	LO	ESAOTE	ALWAYS	AUTO
Institution Name	(0008,0080)	LO	The CENTER name input in the System Settings.	VNAP	CONFIG
Station Name	(0008,1010)	SH	The STATION NAME input in the System Settings.	VNAP	CONFIG
Institutional Department Name	(0008,1040)	LO	The DEPARTMENT name in the System Settings.	VNAP	CONFIG
Manufacturer's Model Name	(0008,1090)	LO	Internal model name.	ALWAYS	AUTO
Device Serial Number	(0018,1000)	LO	Generated by device ⁴⁰ .	ALWAYS	AUTO
Software Version(s)	(0018,1020)	LO	Generated by device.	ALWAYS	AUTO

**Table 76
SC EQUIPMENT MODULE OF CREATED SOP INSTANCES**

Attribute Name	Tag	VR	Value	Presence of Value	Source
Conversion Type	(0008,0064)	CS	SYN.	ALWAYS	AUTO

³⁹ This attribute will not be present unless the Stress Echo Preset has been created selecting the protocol among BICYCLE ERGOMETER, DIPYRIDAMOLE and DOBUTAMINE.

⁴⁰ This attribute contains the Hardware ID of the machine, that can be read pressing MENU, opening the LICENSES panel, and selecting the APPLICATIONS tab (for example, it is shown for the GENERAL IMAGING license).

Table 77
GENERAL IMAGE MODULE OF CREATED SOP INSTANCES

Attribute Name	Tag	VR	Value	Presence of Value	Source
Instance Number	(0020,0013)	IS	Generated by the device. Can be repeated when cloning one image from another (adding measures etc.)	ALWAYS	AUTO
Content Date	(0008,0023)	DA	<yyyymmdd>	ALWAYS	AUTO
Content Time	(0008,0033)	TM	<hhmmss>	ALWAYS	AUTO
Patient Orientation	(0020,0020)	CS	Always empty.	EMPTY	AUTO
Image Type	(0008,0008)	CS	For JPEG lossy compressed images the first two fields are <i>DERIVED\SECONDARY</i> . The third and fourth are specified according to the standard for the US images. For IMT images the fourth component is absent. For the SC images the third field is the same of the corresponding US and US-MF images, the fourth field is absent.	ALWAYS	AUTO
Derivation Description	(0008,2111)	ST	Generated by the device for JPEG lossy compressed images.	ANAP	AUTO
Lossy Image Compression Ratio	(0028,2112)	DS	Generated by the device for JPEG lossy compressed images ⁴¹ .	ANAP	AUTO
Lossy Image Compression	(0028,2110)	CS	01 for JPEG lossy compressed images.	ANAP	AUTO
Lossy Image Compression Method	(0028,2114)	CS	<i>ISO_10918_1</i> for JPEG lossy compressed images.	ANAP	AUTO
Burned In Annotation	(0028,0301)	CS	Normally <i>NO</i> , <i>YES</i> when according to the configuration the US, US-MF and SC objects produced by the MyLab contain a burned in caption that identifies the patient and date the image was acquired etc. US and US-MF images normally contain other burned in information about the acquisition, the measures, etc.	ALWAYS	AUTO

Table 78
IMAGE PIXEL MODULE OF CREATED SOP INSTANCES

Attribute Name	Tag	VR	Value	Presence of Value	Source
Samples per Pixel	(0028,0002)	US	3	ALWAYS	AUTO
Photometric Interpretation	(0028,0004)	CS	Always <i>RGB</i> , except <i>YBR_FULL_422</i> for JPEG lossy compressed images.	ALWAYS	AUTO
Rows	(0028,0010)	US	According to the image.	ALWAYS	AUTO
Columns	(0028,0011)	US	According to the image (normally 800).	ALWAYS	AUTO
Bits Allocated	(0028,0100)	US	8	ALWAYS	AUTO
Bits Stored	(0028,0101)	US	8	ALWAYS	AUTO

⁴¹ For JPEG lossy compressed US-MF images the User can select among three different compression factors.

High Bit	(0028,0102)	US	7	ALWAYS	AUTO
Pixel Representation	(0028,0103)	US	0000H	ALWAYS	AUTO
Planar Configuration	(0028,0006)	US	0	ALWAYS	AUTO
Pixel Data	(7FE0,0010)	OW	For the US and US-MF images, the Pixel Data contain burned-in text annotation (data describing the image acquisition parameters) and graphics. For the SC images, the Pixel Data contain the text of the report with the measures in a human readable format.	ALWAYS	AUTO

Table 79
US REGION CALIBRATION MODULE OF CREATED SOP INSTANCES

Attribute Name	Tag	VR	Value	Presence of Value	Source
Sequence of Ultrasound Regions	(0018,6011)	SQ		ALWAYS	AUTO
>Region Spatial Format	(0018,6012)	US	Generated by the device.	ALWAYS	AUTO
>Region Data Type	(0018,6014)	US	Generated by the device.	ALWAYS	AUTO
>Region Flags	(0018,6016)	UL	Generated by the device.	ALWAYS	AUTO
>Region Location Min x_0	(0018,6018)	UL	Generated by the device.	ALWAYS	AUTO
>Region Location Min y_0	(0018,601A)	UL	Generated by the device.	ALWAYS	AUTO
>Region Location Max x_1	(0018,601C)	UL	Generated by the device.	ALWAYS	AUTO
>Region Location Max y_1	(0018,601E)	UL	Generated by the device.	ALWAYS	AUTO
>Physical Units X Direction	(0018,6024)	US	Generated by the device.	ALWAYS	AUTO
>Physical Units Y Direction	(0018,6026)	US	Generated by the device.	ALWAYS	AUTO
>Physical Delta X	(0018,602C)	FD	Generated by the device.	ALWAYS	AUTO
>Physical Delta Y	(0018,602E)	FD	Generated by the device.	ALWAYS	AUTO
>Reference Pixel x_0	(0018,6020)	SL	Generated by the device, when appropriate for a given region.	VNAP	AUTO
>Reference Pixel y_0	(0018,6022)	SL	Generated by the device, when appropriate for a given region.	VNAP	AUTO
>Ref. Pixel Physical Value X	(0018,6028)	FD	Generated by the device, when appropriate for a given region.	VNAP	AUTO
>Ref. Pixel Physical Value Y	(0018,602A)	FD	Generated by the device, when appropriate for a given region.	VNAP	AUTO

Table 80
CINE MODULE OF CREATED SOP INSTANCES

Attribute Name	Tag	VR	Value	Presence of Value	Source
Frame Time	(0018,1063)	DS	Only if US-MF image, generated by the device.	ANAP	AUTO

Table 81
MULTI-FRAME MODULE OF CREATED SOP INSTANCES

Attribute Name	Tag	VR	Value	Presence of Value	Source
Number of Frames	(0028,0008)	IS	Only if US-MF image, generated by the device.	ANAP	AUTO

Table 82
FRAME POINTERS MODULE OF CREATED SOP INSTANCES

Attribute Name	Tag	VR	Value	Presence of Value	Source
Representative Frame Number	(0028,6010)	US	Only if cardiac US-MF images, calculated by the device.	ANAP	AUTO
Frame Numbers Of Interest (FOI)	(0028,6020)	US	Only if cardiac US-MF images. The frame numbers of the frames to which the ECG R Waves belong, as calculated by the device from the ECG leads input.	ANAP	AUTO
Frame Of Interest Description	(0028,6022)	LO	Only if cardiac US-MF images. For each of the Frames Of Interest identified in (0028,6020), this attribute will contain " <i>R Wave number n</i> ", where " <i>n</i> " is a progressive integer number starting from 1.	ANAP	AUTO
Frame of Interest Type	(0028,6023)	CS	Only if cardiac US-MF images, generated by the device. For each of the Frames Of Interest identified in (0028,6020), this attribute will contain " <i>RWAVE</i> ".	ANAP	AUTO

Table 83
US IMAGE MODULE OF CREATED SOP INSTANCES

Attribute Name	Tag	VR	Value	Presence of Value	Source
Stage Number	(0008,2122)	IS	Only for cardiac US-MF images acquired in a Staged protocol (when available), a number that identifies the stage, starting at one.	ANAP	AUTO
Number of Stages	(0008,2124)	IS	Only for cardiac US-MF images acquired in a Staged protocol (when available), the number of stages in the acquired protocol.	ANAP	AUTO
View Number	(0008,2128)	IS	Only for cardiac US-MF images acquired in a Staged protocol (when available), a number that identifies the View, starting at one.	ANAP	AUTO
Number of Views in Stage	(0008,212A)	IS	Only for cardiac US-MF images acquired in a Staged protocol (when available), the number of views in this Stage.	ANAP	AUTO

Stage Name	(0008,2120)	SH	Only for cardiac US-MF images acquired in a Staged protocol (when available), a defined term describing the performed Ultrasound Protocol Stage, according to Table 104 ⁴² .	ANAP	AUTO
Stage Code Sequence	(0040,000A)	SQ	Only for cardiac US-MF images acquired in a Staged protocol (when available), the sequence describing the performed Ultrasound Protocol Stage. One Item is included in this sequence, according to the codes in Table 104 ⁴³ .	ANAP	AUTO
View Name	(0008,2127)	SH	Only for cardiac US-MF images acquired in a Staged protocol (when available), a defined term describing the view of the patient anatomy in this image, according to the Table 105 ⁴⁴ .	ANAP	AUTO
View Code Sequence	(0054,0220)	SQ	Only for cardiac US-MF images acquired in a Staged protocol (when available), the sequence describing the view of the patient anatomy in this image. One Item is included in this sequence, according to the codes in Table 105 ⁴⁵ .	ANAP	AUTO
Heart Rate	(0018,1088)	IS	Calculated by the device from the ECG leads input. Can be zero if impossible to determine (ECG signal not present, non cardiac images).	ALWAYS	AUTO
Frame Increment Pointer	(0028,0009)	AT	Contains the tag of the Frame Time attribute, (0018,1063). Only for US-MF images.	ANAP	AUTO
R Wave Time Vector	(0018,6060)	FL	Only for cardiac US-MF images, calculated by the device from the ECG leads input.	ANAP	AUTO
Pixel Spacing	(0028,0030)	DS	Only present when "ADD PIXEL SPACING" is checked in the DICOM configuration and the US or US-MF image only contains a single spatial region.	ANAP	AUTO

Table 84
SR DOCUMENT SERIES MODULE OF CREATED SOP INSTANCES

Attribute Name	Tag	VR	Value	Presence of Value	Source
Modality	(0008,0060)	CS	SR	ALWAYS	AUTO
Series Instance UID	(0020,000E)	UI	Generated by device.	ALWAYS	AUTO
Series Number	(0020,0011)	IS	Generated by device.	ALWAYS	AUTO
Series Date	(0008,0021)	DA	<yyyymmdd>	ALWAYS	AUTO

⁴² This attribute will not be present unless the Stress Echo Preset has been created selecting the protocol among BICYCLE ERGOMETER, DIPYRIDAMOLE and DOBUTAMINE.

⁴³ This attribute will not be present unless the Stress Echo Preset has been created selecting the protocol among BICYCLE ERGOMETER, DIPYRIDAMOLE and DOBUTAMINE.

⁴⁴ This attribute will not be present unless the Stress Echo Preset has been created selecting the protocol among BICYCLE ERGOMETER, DIPYRIDAMOLE and DOBUTAMINE.

⁴⁵ This attribute will not be present unless the Stress Echo Preset has been created selecting the protocol among BICYCLE ERGOMETER, DIPYRIDAMOLE and DOBUTAMINE.

Series Time	(0008,0031)	TM	<hhmm>	ALWAYS	AUTO
Referenced Performed Procedure Step Sequence	(0008,1111)	SQ	Identifies the Performed Procedure Step SOP Instance to which the Series is related, present even if MPPS is not enabled.	ALWAYS	AUTO

Table 85
SR DOCUMENT GENERAL MODULE OF CREATED SOP INSTANCES

Attribute Name	Tag	VR	Value	Presence of Value	Source
Instance Number	(0020,0013)	IS	Generated by the device.	ALWAYS	AUTO
Completion Flag	(0040,A491)	CS	<i>PARTIAL</i>	ALWAYS	AUTO
Verification Flag	(0040,A493)	CS	<i>UNVERIFIED</i>	ALWAYS	AUTO
Content Date	(0008,0023)	DA	<yyyymmdd>	ALWAYS	AUTO
Content Time	(0008,0033)	TM	<hhmm>	ALWAYS	AUTO
Performed Procedure Code Sequence	(0040,A372)	SQ	Always empty.	EMPTY	AUTO

Table 86
SR DOCUMENT CONTENT MODULE OF CREATED SOP INSTANCES

Attribute Name	Tag	VR	Value	Presence of Value	Source
Content Template Sequence	(0040,A504)	SQ	Generated by the device.	ALWAYS	AUTO
>Mapping Resource	(0008,0105)	CS	<i>DCMR</i>	ALWAYS	AUTO
>Template Identifier	(0040,DB00)	CS	<i>5200</i> (for TID 5200, Adult Echocardiography Procedure Report), <i>5100</i> (for TID 5100, Vascular Ultrasound Procedure Report) or <i>5000</i> (for TID 5000, OB-GYN Ultrasound Procedure Report).	ALWAYS	AUTO
Content Sequence	(0040,A730)	SQ	See section 8.2.1 for TID 5200, Adult Echocardiography Report, section 8.2.2 for TID 5100, Vascular Ultrasound Procedure Report and section 8.2.3 for for TID 5000, OB-GYN Ultrasound Procedure Report.		
Concept Name Code Sequence	(0040,A043)	SQ	Generated by the device.	ALWAYS	AUTO
>Code Value	(0008,0100)	SH	<i>125200</i> for Adult Echocardiography Procedure Report, <i>125001</i> for Vascular Ultrasound Procedure Report <i>125000</i> or for OB-GYN Ultrasound Procedure Report.	ALWAYS	AUTO
>Coding Scheme Designator	(0008,0102)	SH	<i>DCM</i>	ALWAYS	AUTO
>Code Meaning	(0008,0104)	LO	<i>Adult Echocardiography Procedure Report</i> or <i>Vascular Ultrasound Procedure Report</i> or <i>OB-GYN Ultrasound Procedure Report</i> .	ALWAYS	AUTO
Continuity of Content	(0040,A050)	CS	<i>SEPARATE</i>	ALWAYS	AUTO

Table 87
SOP COMMON MODULE OF CREATED SOP INSTANCES

Attribute Name	Tag	VR	Value	Presence of Value	Source
Specific Character Set	(0008,0005)	CS	<i>ISO_IR 100</i> or <i>ISO_IR 144</i> ⁴⁶	ALWAYS	AUTO
SOP Class UID	(0008,0016)	UI	According to the SOP Class (US, US-MF or SC)	ALWAYS	AUTO
SOP Instance UID	(0008,0018)	UI	Generated by the device.	ALWAYS	AUTO

Table 88
PRIVATE APPLICATION MODULE OF CREATED SOP INSTANCES ⁴⁷

Attribute Name	Tag	VR	Value	Presence of Value	Source
Private Creator	(6161,0010)	LO	<i>ReportEsa</i>	ALWAYS	AUTO
Report in Esaote proprietary format	(6161,1030)	OB	Variable length: contains the report in Esaote internal proprietary format.	ALWAYS	AUTO
Private Creator	(6161,0011)	LO	<i>XMLReport</i>	ALWAYS	AUTO
Report in Esaote proprietary XML format	(6161,1130)	OB	Variable length: contains the report with the measures in Esaote XML internal format.	ALWAYS	AUTO

8.1.2 Used Fields in received IOD by application

The MyLab storage application does not receive SOP Instances.

⁴⁶ "ISO_IR 100" is used when the exam has been produced in a system having a Latin keyboard, "ISO_IR 144" when it has been produced in a system having a Cyrillic keyboard (available for given models only).

⁴⁷ Present only in special (blank) US images that carry the measures acquired, when "EXPORT TO BIOPACS" is selected in the REPORT EXPORT configuration panel.

8.2 STRUCTURED REPORT MAPPING ⁴⁸

The mappings of the DICOM SR objects produced by the MyLab system are organized in a manner similar to the DICOM SR Templates as described in PS 3.16 of the DICOM Standard. This appendix has the aim of finding, for a given measure in the MyLab system, its corresponding encoding in the produced SR object.

8.2.1 Adult Echocardiography SR mapping

The following table follows the same organization of the reports that can be printed from the MyLab system itself, or exported as a series of Secondary Capture images. That is, the tables are divided into various sections that correspond to the various sections of the reports; each section is divided in subsections that correspond to the various subsections of the reports; the first column of the table correspond to the measure name in the Esaote report. The other three columns contain the DICOM mapping of this measure, indicating the Base Measurement Concept Name, the Section, and the Concept or Acquisition Context Modifiers.

Table 89
ADULT ECHOCARDIOGRAPHY SR MAPPING

<i>ESAOTE MEASURE</i>	<i>BASE MEAS. CONCEPT NAME</i>	<i>SECTION</i>	<i>CONCEPT OR ACQUISITION CONTEXT MODIFIERS</i>
DOPPLER			
MITRAL			
MITRAL FLOW PROFILE	(20354-7, LN, "Velocity Time Integral")	(T-35300, SRT, "Mitral Valve")	(G-0373, SRT, "Image Mode")=(R-409E4, SRT, "Doppler Pulsed") (R-4089A, SRT, "Cardiac Cycle Point")=(F-32010, SRT, "Diastole") (G-C036, SRT, "Measurement Method")=(125220, DCM, "Planimetry") (G-C0E3, SRT, "Finding Site")=(T-35300, SRT, "Mitral Valve") (G-C048, SRT, "Flow Direction")=(R-42047, SRT, "Antegrade Flow") (111031, DCM, "Image View")=(G-A19C, SRT, "Apical four chamber")
MIT PEAK VEL E WAVE	(18037-2, LN, "Mitral Valve E-Wave Peak Velocity")	(T-35300, SRT, "Mitral Valve")	(G-0373, SRT, "Image Mode")=(R-409E4, SRT, "Doppler Pulsed") (R-4089A, SRT, "Cardiac Cycle Point")=(R-40B1B, SRT, "Early Diastole") (G-C0E3, SRT, "Finding Site")=(T-35300, SRT, "Mitral Valve") (G-C048, SRT, "Flow Direction")=(R-42047, SRT, "Antegrade Flow") (111031, DCM, "Image View")=(G-A19C, SRT, "Apical four chamber")
MIT PEAK VEL A WAVE	(17978-8, LN, "Mitral Valve A-Wave Peak Velocity")	(T-35300, SRT, "Mitral Valve")	(G-0373, SRT, "Image Mode")=(R-409E4, SRT, "Doppler Pulsed") (R-4089A, SRT, "Cardiac Cycle Point")=(F-32030, SRT, "Atrial Systole") (G-C0E3, SRT, "Finding Site")=(T-35300, SRT, "Mitral Valve") (G-C048, SRT, "Flow Direction")=(R-42047, SRT, "Antegrade Flow") (111031, DCM, "Image View")=(G-A19C, SRT, "Apical four chamber")
MIT PEAK GRAD (E)	(MN-197,99ESA_P1, "E-Wave Peak Gradient")	(T-35300, SRT, "Mitral Valve")	(G-0373, SRT, "Image Mode")=(R-409E4, SRT, "Doppler Pulsed") (R-4089A, SRT, "Cardiac Cycle Point")=(R-40B1B, SRT, "Early Diastole") (G-C036, SRT, "Measurement Method")=(125218, DCM, "Simplified Bernoulli") (G-C0E3, SRT, "Finding Site")=(T-35300, SRT, "Mitral Valve") (G-C048, SRT, "Flow Direction")=(R-42047, SRT, "Antegrade Flow") (111031, DCM, "Image View")=(G-A19C, SRT, "Apical four chamber")
MIT PEAK GRAD (A)	(MN-143,99ESA_P1, "A-Wave Peak Gradient")	(T-35300, SRT, "Mitral Valve")	(G-0373, SRT, "Image Mode")=(R-409E4, SRT, "Doppler Pulsed") (R-4089A, SRT, "Cardiac Cycle Point")=(F-32030, SRT, "Atrial Systole") (G-C036, SRT, "Measurement Method")=(125218, DCM, "Simplified Bernoulli") (G-C0E3, SRT, "Finding Site")=(T-35300, SRT, "Mitral Valve") (G-C048, SRT, "Flow Direction")=(R-42047, SRT, "Antegrade Flow") (111031, DCM, "Image View")=(G-A19C, SRT, "Apical four chamber")
MITRAL MEAN VELOCITY	(20352-1, LN, "Time Averaged Mean Velocity")	(T-35300, SRT, "Mitral Valve")	(G-0373, SRT, "Image Mode")=(R-409E3, SRT, "Doppler Continuous Wave") (R-4089A, SRT, "Cardiac Cycle Point")=(F-32010, SRT, "Diastole") (G-C036, SRT, "Measurement Method")=(125220, DCM, "Planimetry") (G-C0E3, SRT, "Finding Site")=(T-35300, SRT, "Mitral Valve") (111031, DCM, "Image View")=(G-A19C, SRT, "Apical four chamber")
MITRAL MEAN GRADIENT	(20256-4, LN, "Mean Gradient")	(T-35300, SRT, "Mitral Valve")	(G-0373, SRT, "Image Mode")=(R-409E3, SRT, "Doppler Continuous Wave") (R-4089A, SRT, "Cardiac Cycle Point")=(F-32010, SRT, "Diastole") (G-C036, SRT, "Measurement Method")=(125218, DCM, "Simplified

⁴⁸ DICOM Structured Report not available in VET models.

ESAOTE MEASURE	BASE MEAS. CONCEPT NAME	SECTION	CONCEPT OR ACQUISITION CONTEXT MODIFIERS
			Bernoulli") (G-C0E3, SRT, "Finding Site")=(T-35300,SRT, "Mitral Valve") (G-C048, SRT, "Flow Direction")=(R-42047,SRT, "Antegrade Flow") (111031, DCM, "Image View")=(G-A19C,SRT, "Apical four chamber")
MITRAL PHT	(20280-4,LN, "Pressure Half-Time")	(T-35300,SRT, "Mitral Valve")	(G-0373, SRT, "Image Mode")=(R-409E3,SRT, "Doppler Continuous Wave") (R-4089A, SRT, "Cardiac Cycle Point")=(F-32010,SRT, "Diastole") (G-C0E3, SRT, "Finding Site")=(T-35300,SRT, "Mitral Valve") (G-C048, SRT, "Flow Direction")=(R-42047,SRT, "Antegrade Flow") (111031, DCM, "Image View")=(G-A19C,SRT, "Apical four chamber")
MITRAL VALVE AREA	(G-038E,SRT, "Cardiovascular Orifice Area")	(T-35300,SRT, "Mitral Valve")	(G-0373, SRT, "Image Mode")=(R-409E3,SRT, "Doppler Continuous Wave") (R-4089A, SRT, "Cardiac Cycle Point")=(F-32010,SRT, "Diastole") (G-C036, SRT, "Measurement Method")=(125210,DCM, "Area by Pressure Half-Time") (G-C0E3, SRT, "Finding Site")=(T-35300,SRT, "Mitral Valve") (G-C048, SRT, "Flow Direction")=(R-42047,SRT, "Antegrade Flow") (111031, DCM, "Image View")=(G-A19C,SRT, "Apical four chamber")
MITRAL E/A RATIO	(18038-0,LN, "Mitral Valve E to A Ratio")	(T-35300,SRT, "Mitral Valve")	(G-0373, SRT, "Image Mode")=(R-409E4,SRT, "Doppler Pulsed") (R-4089A, SRT, "Cardiac Cycle Point")=(F-32010,SRT, "Diastole") (G-C0E3, SRT, "Finding Site")=(T-35300,SRT, "Mitral Valve") (G-C048, SRT, "Flow Direction")=(R-42047,SRT, "Antegrade Flow") (111031, DCM, "Image View")=(G-A19C,SRT, "Apical four chamber")
MIT E WAVE ACC TIME	(20168-1,LN, "Acceleration Time")	(T-35300,SRT, "Mitral Valve")	(G-0373, SRT, "Image Mode")=(R-409E4,SRT, "Doppler Pulsed") (R-4089A, SRT, "Cardiac Cycle Point")=(F-32010,SRT, "Diastole") (G-C0E3, SRT, "Finding Site")=(T-35300,SRT, "Mitral Valve") (G-C048, SRT, "Flow Direction")=(R-42047,SRT, "Antegrade Flow") (111031, DCM, "Image View")=(G-A19C,SRT, "Apical four chamber")
MIT E WAVE DEC TIME	(G-0384,SRT, "Mitral Valve E-Wave Deceleration Time")	(T-35300,SRT, "Mitral Valve")	(G-0373, SRT, "Image Mode")=(R-409E4,SRT, "Doppler Pulsed") (R-4089A, SRT, "Cardiac Cycle Point")=(F-32010,SRT, "Diastole") (G-C0E3, SRT, "Finding Site")=(T-35300,SRT, "Mitral Valve") (G-C048, SRT, "Flow Direction")=(R-42047,SRT, "Antegrade Flow") (111031, DCM, "Image View")=(G-A19C,SRT, "Apical four chamber")
MIT ISOV RELAX TIME	(18071-1,LN, "Left Ventricular Isovolumic Relaxation Time")	(T-35300,SRT, "Mitral Valve")	(G-0373, SRT, "Image Mode")=(R-409E4,SRT, "Doppler Pulsed") (R-4089A, SRT, "Cardiac Cycle Point")=(R-40B10,SRT, "Ventricular Isovolumic Relaxation") (G-C0E3, SRT, "Finding Site")=(T-35300,SRT, "Mitral Valve") (G-C048, SRT, "Flow Direction")=(R-42047,SRT, "Antegrade Flow") (111031, DCM, "Image View")=(G-A19C,SRT, "Apical four chamber")
MIT ISOVOL CON TIME	(G-037E,SRT, "Left Ventricular Isovolumic Contraction Time")	(T-35300,SRT, "Mitral Valve")	(G-0373, SRT, "Image Mode")=(R-409E4,SRT, "Doppler Pulsed") (R-4089A, SRT, "Cardiac Cycle Point")=(R-40B12,SRT, "Ventricular Isovolumic Contraction") (G-C0E3, SRT, "Finding Site")=(T-35300,SRT, "Mitral Valve") (G-C048, SRT, "Flow Direction")=(R-42047,SRT, "Antegrade Flow") (111031, DCM, "Image View")=(G-A19C,SRT, "Apical four chamber")
A WAVE DURATION	(G-0385,SRT, "Mitral Valve A-Wave Duration")	(T-35300,SRT, "Mitral Valve")	(G-0373, SRT, "Image Mode")=(R-409E4,SRT, "Doppler Pulsed") (R-4089A, SRT, "Cardiac Cycle Point")=(F-32011,SRT, "End Diastole") (G-C0E3, SRT, "Finding Site")=(T-35300,SRT, "Mitral Valve") (G-C048, SRT, "Flow Direction")=(R-42047,SRT, "Antegrade Flow") (111031, DCM, "Image View")=(G-A19C,SRT, "Apical four chamber")
EJECTION TIME	(MN-146,99ESA_P1, "Ejection Time")	(T-35300,SRT, "Mitral Valve")	(G-0373, SRT, "Image Mode")=(R-409E4,SRT, "Doppler Pulsed") (R-4089A, SRT, "Cardiac Cycle Point")=(F-32010,SRT, "Diastole") (G-C0E3, SRT, "Finding Site")=(T-35300,SRT, "Mitral Valve") (G-C048, SRT, "Flow Direction")=(R-42047,SRT, "Antegrade Flow") (111031, DCM, "Image View")=(G-A19C,SRT, "Apical four chamber")
MYOCARD PERF INDEX	(G-037F,SRT, "Left Ventricular Index of Myocardial Performance")	(T-35300,SRT, "Mitral Valve")	(G-0373, SRT, "Image Mode")=(R-409E4,SRT, "Doppler Pulsed") (G-C0E3, SRT, "Finding Site")=(T-35300,SRT, "Mitral Valve") (G-C048, SRT, "Flow Direction")=(R-42047,SRT, "Antegrade Flow") (111031, DCM, "Image View")=(G-A19C,SRT, "Apical four chamber")
MITRAL REGURGITATION			
MIT REG VELOCITY	(11726-7,LN, "Peak Systolic	(T-35300,SRT, "Mitral Valve")	(G-0373, SRT, "Image Mode")=(R-409E3,SRT, "Doppler Continuous Wave")

<i>ESAOTE MEASURE</i>	<i>BASE MEAS. CONCEPT NAME</i>	<i>SECTION</i>	<i>CONCEPT OR ACQUISITION CONTEXT MODIFIERS</i>
	Velocity")		(R-4089A, SRT, "Cardiac Cycle Point")=(F-32020,SRT, "Systole") (G-C0E3, SRT, "Finding Site")=(T-35300,SRT, "Mitral Valve") (G-C048, SRT, "Flow Direction")=(R-42E61,SRT, "Regurgitant Flow") (111031, DCM, "Image View")=(G-A19C,SRT, "Apical four chamber")
MIT REG GRADIENT	(20247-3,LN, "Peak Gradient")	(T-35300,SRT, "Mitral Valve")	(G-0373, SRT, "Image Mode")=(R-409E3,SRT, "Doppler Continuous Wave") (R-4089A, SRT, "Cardiac Cycle Point")=(F-32020,SRT, "Systole") (G-C0E3, SRT, "Finding Site")=(T-35300,SRT, "Mitral Valve") (G-C048, SRT, "Flow Direction")=(R-42E61,SRT, "Regurgitant Flow") (111031, DCM, "Image View")=(G-A19C,SRT, "Apical four chamber")
dP/dt	(8035-6,LN, "Mitral Regurgitation dP/dt derived from Mitral Reg.velocity")	(T-35300,SRT, "Mitral Valve")	(G-0373, SRT, "Image Mode")=(R-409E3,SRT, "Doppler Continuous Wave") (R-4089A, SRT, "Cardiac Cycle Point")=(F-32020,SRT, "Systole") (G-C036, SRT, "Measurement Method")=(125218,DCM, "Simplified Bernoulli") (G-C0E3, SRT, "Finding Site")=(T-35300,SRT, "Mitral Valve") (G-C048, SRT, "Flow Direction")=(R-42E61,SRT, "Regurgitant Flow") (111031, DCM, "Image View")=(G-A19C,SRT, "Apical four chamber")
PISA (MITRAL)			
MIT ALIASING VELOC	(59130-5,LN, "Alias velocity")	(T-35300,SRT, "Mitral Valve")	(G-0373, SRT, "Image Mode")=(R-409E2,SRT, "Doppler Color Flow") (R-4089A, SRT, "Cardiac Cycle Point")=(F-32020,SRT, "Systole") (G-C036, SRT, "Measurement Method")=(125216,DCM, "Proximal Isovelocity Surface Area") (G-C0E3, SRT, "Finding Site")=(T-35300,SRT, "Mitral Valve") (G-C048, SRT, "Flow Direction")=(R-42E61,SRT, "Regurgitant Flow") (111031, DCM, "Image View")=(G-A19C,SRT, "Apical four chamber")
MIT REG RADIUS	(59102-4,LN, "Flow Radius")	(T-35300,SRT, "Mitral Valve")	(G-0373, SRT, "Image Mode")=(R-409E2,SRT, "Doppler Color Flow") (R-4089A, SRT, "Cardiac Cycle Point")=(F-32020,SRT, "Systole") (G-C036, SRT, "Measurement Method")=(125216,DCM, "Proximal Isovelocity Surface Area") (G-C0E3, SRT, "Finding Site")=(T-35300,SRT, "Mitral Valve") (G-C048, SRT, "Flow Direction")=(R-42E61,SRT, "Regurgitant Flow") (111031, DCM, "Image View")=(G-A19C,SRT, "Apical four chamber")
MITRAL REG PROFILE	(20354-7,LN, "Velocity Time Integral")	(T-35300,SRT, "Mitral Valve")	(G-0373, SRT, "Image Mode")=(R-409E3,SRT, "Doppler Continuous Wave") (R-4089A, SRT, "Cardiac Cycle Point")=(F-32020,SRT, "Systole") (G-C036, SRT, "Measurement Method")=(125219,DCM, "Doppler Volume Flow") (G-C0E3, SRT, "Finding Site")=(T-35300,SRT, "Mitral Valve") (G-C048, SRT, "Flow Direction")=(R-42E61,SRT, "Regurgitant Flow") (111031, DCM, "Image View")=(G-A19C,SRT, "Apical four chamber")
MIT REG VELOCITY	(11726-7,LN, "Peak Systolic Velocity")	(T-35300,SRT, "Mitral Valve")	(G-0373, SRT, "Image Mode")=(R-409E3,SRT, "Doppler Continuous Wave") (R-4089A, SRT, "Cardiac Cycle Point")=(F-32020,SRT, "Systole") (G-C036, SRT, "Measurement Method")=(125219,DCM, "Doppler Volume Flow") (G-C0E3, SRT, "Finding Site")=(T-35300,SRT, "Mitral Valve") (G-C048, SRT, "Flow Direction")=(R-42E61,SRT, "Regurgitant Flow") (111031, DCM, "Image View")=(G-A19C,SRT, "Apical four chamber")
MIT REG FLOW	(R-0032D,SRT, "Mitral Valve Flow")	(T-35300,SRT, "Mitral Valve")	(G-0373, SRT, "Image Mode")=(R-409E3,SRT, "Doppler Continuous Wave") (R-4089A, SRT, "Cardiac Cycle Point")=(F-32020,SRT, "Systole") (G-C036, SRT, "Measurement Method")=(125219,DCM, "Doppler Volume Flow") (G-C0E3, SRT, "Finding Site")=(T-35300,SRT, "Mitral Valve") (G-C048, SRT, "Flow Direction")=(R-42E61,SRT, "Regurgitant Flow") (111031, DCM, "Image View")=(G-0395,SRT, "Apical long axis")
MITRAL REG ORIFICE	(G-038E,SRT, "Cardiovascular Orifice Area")	(T-35300,SRT, "Mitral Valve")	(R-4089A, SRT, "Cardiac Cycle Point")=(F-32020,SRT, "Systole") (G-C036, SRT, "Measurement Method")=(125216,DCM, "Proximal Isovelocity Surface Area") (G-C0E3, SRT, "Finding Site")=(T-35313,SRT, "Mitral Annulus") (G-C048, SRT, "Flow Direction")=(R-42E61,SRT, "Regurgitant Flow") (111031, DCM, "Image View")=(G-A19C,SRT, "Apical four chamber")
MIT REG VOLUME	(33878-0,LN, "Volume Flow")	(T-35300,SRT, "Mitral Valve")	(R-4089A, SRT, "Cardiac Cycle Point")=(F-32020,SRT, "Systole") (G-C036, SRT, "Measurement Method")=(125216,DCM, "Proximal

ESAOTE MEASURE	BASE MEAS. CONCEPT NAME	SECTION	CONCEPT OR ACQUISITION CONTEXT MODIFIERS
			Isovelocity Surface Area") (G-C0E3, SRT, "Finding Site")=(T-35300,SRT, "Mitral Valve") (G-C048, SRT, "Flow Direction")=(R-42E61,SRT, "Regurgitant Flow") (111031, DCM, "Image View")=(G-A19C,SRT, "Apical four chamber")
MITRAL TV			
MIT PEAK VEL E' WAVE	(G-037A,SRT, "Left Ventricular Peak Early Diastolic Tissue Velocity")	(T-32600,SRT, "Left Ventricle")	(G-0373, SRT, "Image Mode")=(R-409E4,SRT, "Doppler Pulsed") (R-4089A, SRT, "Cardiac Cycle Point")=(F-32010,SRT, "Diastole") (G-C0E3, SRT, "Finding Site")=(T-35313,SRT, "Mitral Annulus") (G-C048, SRT, "Flow Direction")=(R-42047,SRT, "Antegrade Flow") (111031, DCM, "Image View")=(G-A19C,SRT, "Apical four chamber")
MIT PEAK VEL A' WAVE	(G-037C,SRT, "LV Peak Diastolic Tissue Velocity During Atrial Systole")	(T-32600,SRT, "Left Ventricle")	(G-0373, SRT, "Image Mode")=(R-409E4,SRT, "Doppler Pulsed") (R-4089A, SRT, "Cardiac Cycle Point")=(F-32011,SRT, "End Diastole") (G-C0E3, SRT, "Finding Site")=(T-35313,SRT, "Mitral Annulus") (G-C048, SRT, "Flow Direction")=(R-42047,SRT, "Antegrade Flow") (111031, DCM, "Image View")=(G-A19C,SRT, "Apical four chamber")
MITRAL E'/A' RATIO	(G-037F,SRT, "Left Ventricular Index of Myocardial Performance")	(T-32600,SRT, "Left Ventricle")	(G-0373, SRT, "Image Mode")=(R-409E4,SRT, "Doppler Pulsed") (R-4089A, SRT, "Cardiac Cycle Point")=(F-32010,SRT, "Diastole") (G-C0E3, SRT, "Finding Site")=(T-35313,SRT, "Mitral Annulus") (G-C048, SRT, "Flow Direction")=(R-42047,SRT, "Antegrade Flow") (111031, DCM, "Image View")=(G-A19C,SRT, "Apical four chamber")
MITRAL E/E' RATIO	(G-037B,SRT, "Ratio of MV Peak Velocity to LV Peak Tissue Velocity E- Wave")	(T-32600,SRT, "Left Ventricle")	(G-0373, SRT, "Image Mode")=(R-409E4,SRT, "Doppler Pulsed") (R-4089A, SRT, "Cardiac Cycle Point")=(F-32010,SRT, "Diastole") (G-C048, SRT, "Flow Direction")=(R-42047,SRT, "Antegrade Flow") (111031, DCM, "Image View")=(G-A19C,SRT, "Apical four chamber")
T TO ONSET 4C-SEP	(MN-191,99ESA_P1, "Time To Onset Septal Wall")	(T-32600,SRT, "Left Ventricle")	(G-0373, SRT, "Image Mode")=(P5-B0128,SRT, "Tissue Doppler Imaging") (G-C0E3, SRT, "Finding Site")=(MFS-03,99ESA_P1, "Septal Mitral Annulus") (111031, DCM, "Image View")=(G-A19C,SRT, "Apical four chamber")
T TO ONSET 4C-L WALL	(MN-190,99ESA_P1, "Time To Onset Lateral Wall")	(T-32600,SRT, "Left Ventricle")	(G-0373, SRT, "Image Mode")=(P5-B0128,SRT, "Tissue Doppler Imaging") (G-C0E3, SRT, "Finding Site")=(G-0392,SRT, "Lateral Mitral Annulus") (111031, DCM, "Image View")=(G-A19C,SRT, "Apical four chamber")
T TO PEAK 4C-SEP	(MN-195,99ESA_P1, "Time To Peak Septal Wall")	(T-32600,SRT, "Left Ventricle")	(G-0373, SRT, "Image Mode")=(P5-B0128,SRT, "Tissue Doppler Imaging") (G-C0E3, SRT, "Finding Site")=(MFS-03,99ESA_P1, "Septal Mitral Annulus") (111031, DCM, "Image View")=(G-A19C,SRT, "Apical four chamber")
T TO PEAK 4C-L WALL	(MN-194,99ESA_P1, "Time To Peak Lateral Wall")	(T-32600,SRT, "Left Ventricle")	(G-0373, SRT, "Image Mode")=(P5-B0128,SRT, "Tissue Doppler Imaging") (G-C0E3, SRT, "Finding Site")=(G-0392,SRT, "Lateral Mitral Annulus") (111031, DCM, "Image View")=(G-A19C,SRT, "Apical four chamber")
T TO ONSET 2C-A WALL	(MN-188,99ESA_P1, "Time To Onset Anterior Wall")	(T-32600,SRT, "Left Ventricle")	(G-0373, SRT, "Image Mode")=(P5-B0128,SRT, "Tissue Doppler Imaging") (G-C0E3, SRT, "Finding Site")=(MFS-01,99ESA_P1, "Anterior Mitral Annulus") (111031, DCM, "Image View")=(G-A19B,SRT, "Apical two chamber")
T TO ONSET 2C-I WALL	(MN-189,99ESA_P1, "Time To Onset Inferior Wall")	(T-32600,SRT, "Left Ventricle")	(G-0373, SRT, "Image Mode")=(P5-B0128,SRT, "Tissue Doppler Imaging") (G-C0E3, SRT, "Finding Site")=(MFS-02,99ESA_P1, "Inferior Mitral Annulus") (111031, DCM, "Image View")=(G-A19B,SRT, "Apical two chamber")
T TO PEAK 2C-A WALL	(MN-192,99ESA_P1, "Time To Peak Anterior Wall")	(T-32600,SRT, "Left Ventricle")	(G-0373, SRT, "Image Mode")=(P5-B0128,SRT, "Tissue Doppler Imaging") (G-C0E3, SRT, "Finding Site")=(MFS-01,99ESA_P1, "Anterior Mitral Annulus") (111031, DCM, "Image View")=(G-A19B,SRT, "Apical two chamber")
T TO PEAK 2C-I WALL	(MN-193,99ESA_P1, "Time To Peak Inferior Wall")	(T-32600,SRT, "Left Ventricle")	(G-0373, SRT, "Image Mode")=(P5-B0128,SRT, "Tissue Doppler Imaging") (G-C0E3, SRT, "Finding Site")=(MFS-02,99ESA_P1, "Inferior Mitral Annulus")

ESAOTE MEASURE	BASE MEAS. CONCEPT NAME	SECTION	CONCEPT OR ACQUISITION CONTEXT MODIFIERS
			(111031, DCM, "Image View")=(G-A19B,SRT, "Apical two chamber")
MYOCARD PERF INDEX	(G-037F,SRT, "Left Ventricular Index of Myocardial Performance")	(T-32600,SRT, "Left Ventricle")	(G-0373, SRT, "Image Mode")=(R-409E4,SRT, "Doppler Pulsed") (111031, DCM, "Image View")=(G-A19C,SRT, "Apical four chamber")
MITRAL TDI			
SEPTAL S' WAVE	(MN-187,99ESA_P1, "S-Wave Peak Velocity")	(T-32600,SRT, "Left Ventricle")	(G-0373, SRT, "Image Mode")=(P5-B0128,SRT, "Tissue Doppler Imaging") (R-4089A, SRT, "Cardiac Cycle Point")=(F-32020,SRT, "Systole") (G-C0E3, SRT, "Finding Site")=(MFS-03,99ESA_P1, "Septal Mitral Annulus") (111031, DCM, "Image View")=(G-A19C,SRT, "Apical four chamber")
LATERAL S' WAVE	(MN-187,99ESA_P1, "S-Wave Peak Velocity")	(T-32600,SRT, "Left Ventricle")	(G-0373, SRT, "Image Mode")=(P5-B0128,SRT, "Tissue Doppler Imaging") (R-4089A, SRT, "Cardiac Cycle Point")=(F-32020,SRT, "Systole") (G-C0E3, SRT, "Finding Site")=(G-0392,SRT, "Lateral Mitral Annulus") (111031, DCM, "Image View")=(G-A19C,SRT, "Apical four chamber")
SEPTAL E' WAVE	(G-037A,SRT, "Left Ventricular Peak Early Diastolic Tissue Velocity")	(T-32600,SRT, "Left Ventricle")	(G-0373, SRT, "Image Mode")=(P5-B0128,SRT, "Tissue Doppler Imaging") (R-4089A, SRT, "Cardiac Cycle Point")=(R-40B1B,SRT, "Early Diastole") (G-C0E3, SRT, "Finding Site")=(MFS-03,99ESA_P1, "Septal Mitral Annulus") (111031, DCM, "Image View")=(G-A19C,SRT, "Apical four chamber")
SEPTAL A' WAVE	(G-037C,SRT, "LV Peak Diastolic Tissue Velocity During Atrial Systole")	(T-32600,SRT, "Left Ventricle")	(G-0373, SRT, "Image Mode")=(P5-B0128,SRT, "Tissue Doppler Imaging") (R-4089A, SRT, "Cardiac Cycle Point")=(F-32030,SRT, "Atrial Systole") (G-C0E3, SRT, "Finding Site")=(MFS-03,99ESA_P1, "Septal Mitral Annulus") (111031, DCM, "Image View")=(G-A19C,SRT, "Apical four chamber")
LATERAL E' WAVE	(G-037A,SRT, "Left Ventricular Peak Early Diastolic Tissue Velocity")	(T-32600,SRT, "Left Ventricle")	(G-0373, SRT, "Image Mode")=(P5-B0128,SRT, "Tissue Doppler Imaging") (R-4089A, SRT, "Cardiac Cycle Point")=(R-40B1B,SRT, "Early Diastole") (G-C0E3, SRT, "Finding Site")=(G-0392,SRT, "Lateral Mitral Annulus") (111031, DCM, "Image View")=(G-A19C,SRT, "Apical four chamber")
LATERAL A' WAVE	(G-037C,SRT, "LV Peak Diastolic Tissue Velocity During Atrial Systole")	(T-32600,SRT, "Left Ventricle")	(G-0373, SRT, "Image Mode")=(P5-B0128,SRT, "Tissue Doppler Imaging") (R-4089A, SRT, "Cardiac Cycle Point")=(F-32030,SRT, "Atrial Systole") (G-C0E3, SRT, "Finding Site")=(G-0392,SRT, "Lateral Mitral Annulus") (111031, DCM, "Image View")=(G-A19C,SRT, "Apical four chamber")
MIT TDI AVERAGED E'	(MN-153,99ESA_P1, "Mean Lateral-Septal Early Diastolic Tissue Velocity")	(T-32600,SRT, "Left Ventricle")	(G-0373, SRT, "Image Mode")=(P5-B0128,SRT, "Tissue Doppler Imaging") (R-4089A, SRT, "Cardiac Cycle Point")=(R-40B1B,SRT, "Early Diastole") (G-C0E3, SRT, "Finding Site")=(T-35313,SRT, "Mitral Annulus") (111031, DCM, "Image View")=(G-A19C,SRT, "Apical four chamber")
MIT TDI AVERAGED A'	(MN-154,99ESA_P1, "Mean Lateral-Septal Tissue Velocity During Atrial Systole")	(T-32600,SRT, "Left Ventricle")	(G-0373, SRT, "Image Mode")=(P5-B0128,SRT, "Tissue Doppler Imaging") (R-4089A, SRT, "Cardiac Cycle Point")=(F-32030,SRT, "Atrial Systole") (G-C0E3, SRT, "Finding Site")=(T-35313,SRT, "Mitral Annulus") (111031, DCM, "Image View")=(G-A19C,SRT, "Apical four chamber")
MIT TDI E'm/A'm RATIO	(MN-169,99ESA_P1, "Ratio Mean LV Peak Tissue Vel E To Mean LV Peak Tissue Vel A")	(T-32600,SRT, "Left Ventricle")	(G-0373, SRT, "Image Mode")=(P5-B0128,SRT, "Tissue Doppler Imaging") (G-C0E3, SRT, "Finding Site")=(T-35313,SRT, "Mitral Annulus") (111031, DCM, "Image View")=(G-A19C,SRT, "Apical four chamber")
LAT E/E'm RATIO	(MN-170,99ESA_P1, "Ratio Of MV Peak Velocity To	(T-32600,SRT, "Left Ventricle")	(G-0373, SRT, "Image Mode")=(P5-B0128,SRT, "Tissue Doppler Imaging") (R-4089A, SRT, "Cardiac Cycle Point")=(R-40B1B,SRT, "Early Diastole") (G-C0E3, SRT, "Finding Site")=(G-0392,SRT, "Lateral Mitral Annulus")

ESAOTE MEASURE	BASE MEAS. CONCEPT NAME	SECTION	CONCEPT OR ACQUISITION CONTEXT MODIFIERS
	Mean LV Peak Tissue Velocity E-Wave")		(111031, DCM, "Image View")=(G-A19C,SRT, "Apical four chamber")
SEPTAL E/A' RATIO	(MN-168,99ESA_P1, "Ratio Of LV Peak Tissue Velocity E To LV Peak Tissue Velocity A")	(T-32600,SRT, "Left Ventricle")	(G-0373, SRT, "Image Mode")=(P5-B0128,SRT, "Tissue Doppler Imaging") (G-C0E3, SRT, "Finding Site")=(MFS-03,99ESA_P1, "Septal Mitral Annulus") (111031, DCM, "Image View")=(G-A19C,SRT, "Apical four chamber")
LAT E/A' RATIO	(MN-168,99ESA_P1, "Ratio Of LV Peak Tissue Velocity E To LV Peak Tissue Velocity A")	(T-32600,SRT, "Left Ventricle")	(G-0373, SRT, "Image Mode")=(P5-B0128,SRT, "Tissue Doppler Imaging") (G-C0E3, SRT, "Finding Site")=(G-0392,SRT, "Lateral Mitral Annulus") (111031, DCM, "Image View")=(G-A19C,SRT, "Apical four chamber")
SEPTAL E/E' RATIO	(G-037B,SRT, "Ratio of MV Peak Velocity to LV Peak Tissue Velocity E-Wave")	(T-32600,SRT, "Left Ventricle")	(G-0373, SRT, "Image Mode")=(P5-B0128,SRT, "Tissue Doppler Imaging") (R-4089A, SRT, "Cardiac Cycle Point")=(R-40B1B,SRT, "Early Diastole") (G-C0E3, SRT, "Finding Site")=(MFS-03,99ESA_P1, "Septal Mitral Annulus") (111031, DCM, "Image View")=(G-A19C,SRT, "Apical four chamber")
LAT E/E' RATIO	(G-037B,SRT, "Ratio of MV Peak Velocity to LV Peak Tissue Velocity E-Wave")	(T-32600,SRT, "Left Ventricle")	(G-0373, SRT, "Image Mode")=(P5-B0128,SRT, "Tissue Doppler Imaging") (R-4089A, SRT, "Cardiac Cycle Point")=(R-40B1B,SRT, "Early Diastole") (G-C0E3, SRT, "Finding Site")=(G-0392,SRT, "Lateral Mitral Annulus") (111031, DCM, "Image View")=(G-A19C,SRT, "Apical four chamber")
MYOCARD PERF INDEX	(G-037F,SRT, "Left Ventricular Index of Myocardial Performance")	(T-32600,SRT, "Left Ventricle")	(G-0373, SRT, "Image Mode")=(P5-B0128,SRT, "Tissue Doppler Imaging") (G-C0E3, SRT, "Finding Site")=(T-35313,SRT, "Mitral Annulus") (111031, DCM, "Image View")=(G-A19C,SRT, "Apical four chamber")
AORTA			
AORTIC FLOW PROFILE	(20354-7,LN, "Velocity Time Integral")	(T-35400,SRT, "Aortic Valve")	(G-0373, SRT, "Image Mode")=(R-409E3,SRT, "Doppler Continuous Wave") (R-4089A, SRT, "Cardiac Cycle Point")=(R-40B11,SRT, "Ventricular Ejection") (G-C036, SRT, "Measurement Method")=(125220,DCM, "Planimetry") (G-C0E3, SRT, "Finding Site")=(T-42000,SRT, "Aorta") (G-C048, SRT, "Flow Direction")=(R-42047,SRT, "Antegrade Flow") (111031, DCM, "Image View")=(G-0395,SRT, "Apical long axis")
AORTIC MEAN VELOCITY	(20352-1,LN, "Time Averaged Mean Velocity")	(T-35400,SRT, "Aortic Valve")	(G-0373, SRT, "Image Mode")=(R-409E3,SRT, "Doppler Continuous Wave") (R-4089A, SRT, "Cardiac Cycle Point")=(F-32020,SRT, "Systole") (G-C036, SRT, "Measurement Method")=(125220,DCM, "Planimetry") (G-C0E3, SRT, "Finding Site")=(T-42000,SRT, "Aorta") (G-C048, SRT, "Flow Direction")=(R-42047,SRT, "Antegrade Flow") (111031, DCM, "Image View")=(G-0395,SRT, "Apical long axis")
AORTIC MEAN GRADIENT	(20256-4,LN, "Mean Gradient")	(T-35400,SRT, "Aortic Valve")	(G-0373, SRT, "Image Mode")=(R-409E3,SRT, "Doppler Continuous Wave") (R-4089A, SRT, "Cardiac Cycle Point")=(F-32020,SRT, "Systole") (G-C036, SRT, "Measurement Method")=(125218,DCM, "Simplified Bernoulli") (G-C0E3, SRT, "Finding Site")=(T-42000,SRT, "Aorta") (G-C048, SRT, "Flow Direction")=(R-42047,SRT, "Antegrade Flow") (111031, DCM, "Image View")=(G-0395,SRT, "Apical long axis")
AORTIC PEAK VELOCITY	(11726-7,LN, "Peak Systolic Velocity")	(T-35400,SRT, "Aortic Valve")	(G-0373, SRT, "Image Mode")=(R-409E3,SRT, "Doppler Continuous Wave") (R-4089A, SRT, "Cardiac Cycle Point")=(F-32020,SRT, "Systole") (G-C0E3, SRT, "Finding Site")=(T-42000,SRT, "Aorta") (G-C048, SRT, "Flow Direction")=(R-42047,SRT, "Antegrade Flow") (111031, DCM, "Image View")=(G-0395,SRT, "Apical long axis")

<i>ESAOTE MEASURE</i>	<i>BASE MEAS. CONCEPT NAME</i>	<i>SECTION</i>	<i>CONCEPT OR ACQUISITION CONTEXT MODIFIERS</i>
AORTIC PEAK GRADIENT	(20247-3, LN, "Peak Gradient")	(T-35400, SRT, "Aortic Valve")	(G-0373, SRT, "Image Mode")=(R-409E3, SRT, "Doppler Continuous Wave") (R-4089A, SRT, "Cardiac Cycle Point")=(F-32020, SRT, "Systole") (G-C036, SRT, "Measurement Method")=(125218, DCM, "Simplified Bernoulli") (G-C0E3, SRT, "Finding Site")=(T-42000, SRT, "Aorta") (G-C048, SRT, "Flow Direction")=(R-42047, SRT, "Antegrade Flow") (111031, DCM, "Image View")=(G-0395, SRT, "Apical long axis")
AO DIASTOLIC VELOC	(11726-7, LN, "Peak Systolic Velocity")	(T-35400, SRT, "Aortic Valve")	(G-0373, SRT, "Image Mode")=(R-409E3, SRT, "Doppler Continuous Wave") (R-4089A, SRT, "Cardiac Cycle Point")=(F-32010, SRT, "Diastole") (G-C0E3, SRT, "Finding Site")=(T-42000, SRT, "Aorta") (111031, DCM, "Image View")=(G-0395, SRT, "Apical long axis")
AO ACC TIME	(20168-1, LN, "Acceleration Time")	(T-35400, SRT, "Aortic Valve")	(G-0373, SRT, "Image Mode")=(R-409E3, SRT, "Doppler Continuous Wave") (R-4089A, SRT, "Cardiac Cycle Point")=(F-32020, SRT, "Systole") (G-C0E3, SRT, "Finding Site")=(T-42000, SRT, "Aorta") (G-C048, SRT, "Flow Direction")=(R-42047, SRT, "Antegrade Flow") (111031, DCM, "Image View")=(G-0395, SRT, "Apical long axis")
EJECTION TIME	(18041-4, LN, "Aortic Valve Ejection Time")	(T-35400, SRT, "Aortic Valve")	(G-0373, SRT, "Image Mode")=(R-409E3, SRT, "Doppler Continuous Wave") (R-4089A, SRT, "Cardiac Cycle Point")=(F-32020, SRT, "Systole") (G-C0E3, SRT, "Finding Site")=(T-42000, SRT, "Aorta") (G-C048, SRT, "Flow Direction")=(R-42047, SRT, "Antegrade Flow") (111031, DCM, "Image View")=(G-0395, SRT, "Apical long axis")
AO PREEJECTION TIME	(MN-142,99ESA_P1, "Aortic Valve PreEjection Time")	(T-35400, SRT, "Aortic Valve")	(G-0373, SRT, "Image Mode")=(R-409E3, SRT, "Doppler Continuous Wave") (R-4089A, SRT, "Cardiac Cycle Point")=(F-32010, SRT, "Diastole") (G-C0E3, SRT, "Finding Site")=(T-35400, SRT, "Aortic Valve") (G-C048, SRT, "Flow Direction")=(R-42047, SRT, "Antegrade Flow") (111031, DCM, "Image View")=(G-0395, SRT, "Apical long axis")
LVOT PEAK VELOCITY	(11726-7, LN, "Peak Systolic Velocity")	(T-32600, SRT, "Left Ventricle")	(G-0373, SRT, "Image Mode")=(R-409E4, SRT, "Doppler Pulsed") (R-4089A, SRT, "Cardiac Cycle Point")=(F-32021, SRT, "Peak Systolic") (G-C0E3, SRT, "Finding Site")=(T-32650, SRT, "Left Ventricle Outflow Tract") (G-C048, SRT, "Flow Direction")=(R-42047, SRT, "Antegrade Flow") (111031, DCM, "Image View")=(G-0395, SRT, "Apical long axis")
PU PREEJECTION TIME	(MN-167,99ESA_P1, "Pulmonary Valve PreEjection Time")	(T-35200, SRT, "Pulmonic Valve")	(G-0373, SRT, "Image Mode")=(R-409E4, SRT, "Doppler Pulsed") (G-C0E3, SRT, "Finding Site")=(T-35200, SRT, "Pulmonic Valve") (G-C048, SRT, "Flow Direction")=(R-42047, SRT, "Antegrade Flow")
DOPPLER VELOCITY INDEX	(MN-145,99ESA_P1, "DVI_LVOT Peak Velocity To Aorta Peak Velocity Ratio")	(T-32600, SRT, "Left Ventricle")	(R-4089A, SRT, "Cardiac Cycle Point")=(F-32021, SRT, "Peak Systolic") (G-C048, SRT, "Flow Direction")=(R-42047, SRT, "Antegrade Flow")
INTERVENTR MECH DEL	(MN-150,99ESA_P1, "Interventricular Mechanical Delay")	(T-42000, SRT, "Aorta")	(G-C048, SRT, "Flow Direction")=(R-42047, SRT, "Antegrade Flow")
AO EFFECT VALVE AREA			
LVOT FLOW PROFILE	(20354-7, LN, "Velocity Time Integral")	(T-32600, SRT, "Left Ventricle")	(G-0373, SRT, "Image Mode")=(R-409E4, SRT, "Doppler Pulsed") (R-4089A, SRT, "Cardiac Cycle Point")=(R-40B11, SRT, "Ventricular Ejection") (G-C036, SRT, "Measurement Method")=(125220, DCM, "Planimetry") (G-C0E3, SRT, "Finding Site")=(T-32650, SRT, "Left Ventricle Outflow Tract") (G-C048, SRT, "Flow Direction")=(R-42047, SRT, "Antegrade Flow") (111031, DCM, "Image View")=(G-0395, SRT, "Apical long axis")
LVOT PEAK VELOCITY	(11726-7, LN, "Peak Systolic")	(T-32600, SRT, "Left Ventricle")	(G-0373, SRT, "Image Mode")=(R-409E4, SRT, "Doppler Pulsed") (R-4089A, SRT, "Cardiac Cycle Point")=(F-32020, SRT, "Systole")

ESAOTE MEASURE	BASE MEAS. CONCEPT NAME	SECTION	CONCEPT OR ACQUISITION CONTEXT MODIFIERS
	Velocity")		(G-C0E3, SRT, "Finding Site")=(T-32650,SRT, "Left Ventricle Outflow Tract") (G-C048, SRT, "Flow Direction")=(R-42047,SRT, "Antegrade Flow") (111031, DCM, "Image View")=(G-0395,SRT, "Apical long axis")
LVOT DIAMETER	(G-038F,SRT, "Cardiovascular Orifice Diameter")	(T-32600,SRT, "Left Ventricle")	(G-0373, SRT, "Image Mode")=(G-03A2,SRT, "2D mode") (R-4089A, SRT, "Cardiac Cycle Point")=(F-32020,SRT, "Systole") (G-C0E3, SRT, "Finding Site")=(T-32650,SRT, "Left Ventricle Outflow Tract") (111031, DCM, "Image View")=(G-0395,SRT, "Apical long axis")
LVOT AREA (d)	(G-038E,SRT, "Cardiovascular Orifice Area")	(T-32600,SRT, "Left Ventricle")	(R-4089A, SRT, "Cardiac Cycle Point")=(F-32020,SRT, "Systole") (G-C036, SRT, "Measurement Method")=(125205,DCM, "Area-Length Single Plane") (G-C0E3, SRT, "Finding Site")=(T-32650,SRT, "Left Ventricle Outflow Tract") (111031, DCM, "Image View")=(G-0395,SRT, "Apical long axis")
AO PERMEABILITY IDX	(MN-137,99ESA_P1, "Aortic Permeability Index")	(T-35400,SRT, "Aortic Valve")	(R-4089A, SRT, "Cardiac Cycle Point")=(R-40B11,SRT, "Ventricular Ejection") (G-C0E3, SRT, "Finding Site")=(T-35400,SRT, "Aortic Valve") (G-C048, SRT, "Flow Direction")=(R-42047,SRT, "Antegrade Flow") (111031, DCM, "Image View")=(G-A19C,SRT, "Apical four chamber")
AO EFFECT VALVE AREA	(G-038E,SRT, "Cardiovascular Orifice Area")	(T-35400,SRT, "Aortic Valve")	(R-4089A, SRT, "Cardiac Cycle Point")=(R-40B11,SRT, "Ventricular Ejection") (G-C036, SRT, "Measurement Method")=(125215,DCM, "Continuity Equation by Velocity Time Integral") (G-C0E3, SRT, "Finding Site")=(T-35400,SRT, "Aortic Valve") (G-C048, SRT, "Flow Direction")=(R-42047,SRT, "Antegrade Flow")
ID AO EFF VALVE AREA	(MN-139,99ESA_P1, "Aortic Valve Area by Continuity To BSA Ratio")	(T-35400,SRT, "Aortic Valve")	(G-C036, SRT, "Measurement Method")=(125215,DCM, "Continuity Equation by Velocity Time Integral") (G-C0E3, SRT, "Finding Site")=(T-35400,SRT, "Aortic Valve")
AO MAX VALVE AREA	(MN-138,99ESA_P1, "Aortic Valve Area by Continuity")	(T-35400,SRT, "Aortic Valve")	(R-4089A, SRT, "Cardiac Cycle Point")=(F-32021,SRT, "Peak Systolic") (G-C036, SRT, "Measurement Method")=(125214,DCM, "Continuity Equation by Peak Velocity") (G-C0E3, SRT, "Finding Site")=(T-35400,SRT, "Aortic Valve") (G-C048, SRT, "Flow Direction")=(R-42047,SRT, "Antegrade Flow")
ID AO MAX VALVE AREA	(MN-139,99ESA_P1, "Aortic Valve Area by Continuity To BSA Ratio")	(T-35400,SRT, "Aortic Valve")	(G-C036, SRT, "Measurement Method")=(125214,DCM, "Continuity Equation by Peak Velocity") (G-C0E3, SRT, "Finding Site")=(T-35400,SRT, "Aortic Valve")
AORTIC REGURGITATION			
AO REGURGE PHT	(20280-4,LN, "Pressure Half-Time")	(T-35400,SRT, "Aortic Valve")	(G-0373, SRT, "Image Mode")=(R-409E3,SRT, "Doppler Continuous Wave") (R-4089A, SRT, "Cardiac Cycle Point")=(F-32010,SRT, "Diastole") (G-C036, SRT, "Measurement Method")=(125210,DCM, "Area by Pressure Half-Time") (G-C0E3, SRT, "Finding Site")=(T-42000,SRT, "Aorta") (G-C048, SRT, "Flow Direction")=(R-42E61,SRT, "Regurgitant Flow") (111031, DCM, "Image View")=(G-0395,SRT, "Apical long axis")
DESCENDING AORTA			
DA SYS PEAK VELOCITY	(11726-7,LN, "Peak Systolic Velocity")	(T-42000,SRT, "Aorta")	(G-0373, SRT, "Image Mode")=(R-409E4,SRT, "Doppler Pulsed") (R-4089A, SRT, "Cardiac Cycle Point")=(F-32020,SRT, "Systole") (G-C0E3, SRT, "Finding Site")=(T-42400,SRT, "Descending aorta") (G-C048, SRT, "Flow Direction")=(R-42047,SRT, "Antegrade Flow")
DA SYS PEAK GRADIENT	(20247-3,LN, "Peak Gradient")	(T-42000,SRT, "Aorta")	(G-0373, SRT, "Image Mode")=(R-409E4,SRT, "Doppler Pulsed") (R-4089A, SRT, "Cardiac Cycle Point")=(F-32020,SRT, "Systole") (G-C036, SRT, "Measurement Method")=(125218,DCM, "Simplified Bernoulli") (G-C0E3, SRT, "Finding Site")=(T-42400,SRT, "Descending aorta") (G-C048, SRT, "Flow Direction")=(R-42047,SRT, "Antegrade Flow")

ESAOTE MEASURE	BASE MEAS. CONCEPT NAME	SECTION	CONCEPT OR ACQUISITION CONTEXT MODIFIERS
PATENT DUCTUS ART	(MN-160,99ESA_P1, "PDA Patent Ductus Arteriosus")	(T-42000,SRT, "Aorta")	(G-C0E3, SRT, "Finding Site")=(T-42400,SRT, "Descending aorta")
PISA (AORTA)			
AO ALIASING VELOC	(59130-5,LN, "Alias velocity")	(T-35400,SRT, "Aortic Valve")	(G-0373, SRT, "Image Mode")=(R-409E2,SRT, "Doppler Color Flow") (R-4089A, SRT, "Cardiac Cycle Point")=(F-32010,SRT, "Diastole") (G-C036, SRT, "Measurement Method")=(125216,DCM, "Proximal Isovelocity Surface Area") (G-C0E3, SRT, "Finding Site")=(T-42000,SRT, "Aorta") (G-C048, SRT, "Flow Direction")=(R-42E61,SRT, "Regurgitant Flow") (111031, DCM, "Image View")=(G-0395,SRT, "Apical long axis")
AO REG RADIUS	(59102-4,LN, "Flow Radius")	(T-35400,SRT, "Aortic Valve")	(G-0373, SRT, "Image Mode")=(R-409E2,SRT, "Doppler Color Flow") (R-4089A, SRT, "Cardiac Cycle Point")=(F-32010,SRT, "Diastole") (G-C036, SRT, "Measurement Method")=(125216,DCM, "Proximal Isovelocity Surface Area") (G-C0E3, SRT, "Finding Site")=(T-42000,SRT, "Aorta") (G-C048, SRT, "Flow Direction")=(R-42E61,SRT, "Regurgitant Flow") (111031, DCM, "Image View")=(G-0395,SRT, "Apical long axis")
AO REG PROFILE	(20354-7,LN, "Velocity Time Integral")	(T-35400,SRT, "Aortic Valve")	(G-0373, SRT, "Image Mode")=(R-409E3,SRT, "Doppler Continuous Wave") (R-4089A, SRT, "Cardiac Cycle Point")=(F-32010,SRT, "Diastole") (G-C036, SRT, "Measurement Method")=(125219,DCM, "Doppler Volume Flow") (G-C0E3, SRT, "Finding Site")=(T-42000,SRT, "Aorta") (G-C048, SRT, "Flow Direction")=(R-42E61,SRT, "Regurgitant Flow") (111031, DCM, "Image View")=(G-0395,SRT, "Apical long axis")
AO REG VELOCITY	(11726-7,LN, "Peak Systolic Velocity")	(T-35400,SRT, "Aortic Valve")	(G-0373, SRT, "Image Mode")=(R-409E3,SRT, "Doppler Continuous Wave") (R-4089A, SRT, "Cardiac Cycle Point")=(F-32010,SRT, "Diastole") (G-C036, SRT, "Measurement Method")=(125219,DCM, "Doppler Volume Flow") (G-C0E3, SRT, "Finding Site")=(T-32650,SRT, "Left Ventricle Outflow Tract") (G-C048, SRT, "Flow Direction")=(R-42E61,SRT, "Regurgitant Flow") (111031, DCM, "Image View")=(G-0395,SRT, "Apical long axis")
AO REG FLOW	(R-002D3,SRT, "Aortic Valve Flow")	(T-35400,SRT, "Aortic Valve")	(G-0373, SRT, "Image Mode")=(R-409E3,SRT, "Doppler Continuous Wave") (R-4089A, SRT, "Cardiac Cycle Point")=(F-32010,SRT, "Diastole") (G-C036, SRT, "Measurement Method")=(125219,DCM, "Doppler Volume Flow") (G-C0E3, SRT, "Finding Site")=(T-35400,SRT, "Aortic Valve") (G-C048, SRT, "Flow Direction")=(R-42E61,SRT, "Regurgitant Flow") (111031, DCM, "Image View")=(G-0395,SRT, "Apical long axis")
AO REG ORIFICE	(G-038E,SRT, "Cardiovascular Orifice Area")	(T-35400,SRT, "Aortic Valve")	(R-4089A, SRT, "Cardiac Cycle Point")=(F-32010,SRT, "Diastole") (G-C036, SRT, "Measurement Method")=(125216,DCM, "Proximal Isovelocity Surface Area") (G-C0E3, SRT, "Finding Site")=(T-32650,SRT, "Left Ventricle Outflow Tract") (G-C048, SRT, "Flow Direction")=(R-42E61,SRT, "Regurgitant Flow") (111031, DCM, "Image View")=(G-0395,SRT, "Apical long axis")
AO REG VOLUME	(33878-0,LN, "Volume Flow")	(T-35400,SRT, "Aortic Valve")	(R-4089A, SRT, "Cardiac Cycle Point")=(F-32010,SRT, "Diastole") (G-C036, SRT, "Measurement Method")=(125216,DCM, "Proximal Isovelocity Surface Area") (G-C0E3, SRT, "Finding Site")=(T-32650,SRT, "Left Ventricle Outflow Tract") (G-C048, SRT, "Flow Direction")=(R-42E61,SRT, "Regurgitant Flow") (111031, DCM, "Image View")=(G-0395,SRT, "Apical long axis")
PISA (TRICUSPID)			
TRIC ALIASING VELOC	(59130-5,LN, "Alias velocity")	(T-35100,SRT, "Tricuspid Valve")	(G-0373, SRT, "Image Mode")=(R-409E2,SRT, "Doppler Color Flow") (R-4089A, SRT, "Cardiac Cycle Point")=(F-32020,SRT, "Systole") (G-C036, SRT, "Measurement Method")=(125216,DCM, "Proximal Isovelocity Surface Area")

ESAOTE MEASURE	BASE MEAS. CONCEPT NAME	SECTION	CONCEPT OR ACQUISITION CONTEXT MODIFIERS
			(G-C0E3, SRT, "Finding Site")=(T-35100,SRT, "Tricuspid Valve") (G-C048, SRT, "Flow Direction")=(R-42E61,SRT, "Regurgitant Flow") (111031, DCM, "Image View")=(G-A19C,SRT, "Apical four chamber")
TRIC REG RADIUS	(59102-4,LN, "Flow Radius")	(T-35100,SRT, "Tricuspid Valve")	(G-0373, SRT, "Image Mode")=(R-409E2,SRT, "Doppler Color Flow") (R-4089A, SRT, "Cardiac Cycle Point")=(F-32020,SRT, "Systole") (G-C036, SRT, "Measurement Method")=(125216,DCM, "Proximal Isovelocity Surface Area") (G-C0E3, SRT, "Finding Site")=(T-35100,SRT, "Tricuspid Valve") (G-C048, SRT, "Flow Direction")=(R-42E61,SRT, "Regurgitant Flow") (111031, DCM, "Image View")=(G-A19C,SRT, "Apical four chamber")
TRIC REG PROFILE	(20354-7,LN, "Velocity Time Integral")	(T-35100,SRT, "Tricuspid Valve")	(G-0373, SRT, "Image Mode")=(R-409E3,SRT, "Doppler Continuous Wave") (R-4089A, SRT, "Cardiac Cycle Point")=(F-32020,SRT, "Systole") (G-C036, SRT, "Measurement Method")=(125219,DCM, "Doppler Volume Flow") (G-C0E3, SRT, "Finding Site")=(T-35100,SRT, "Tricuspid Valve") (G-C048, SRT, "Flow Direction")=(R-42E61,SRT, "Regurgitant Flow") (111031, DCM, "Image View")=(G-A19C,SRT, "Apical four chamber")
TRIC REG VELOCITY	(11726-7,LN, "Peak Systolic Velocity")	(T-35100,SRT, "Tricuspid Valve")	(G-0373, SRT, "Image Mode")=(R-409E3,SRT, "Doppler Continuous Wave") (R-4089A, SRT, "Cardiac Cycle Point")=(F-32020,SRT, "Systole") (G-C036, SRT, "Measurement Method")=(125219,DCM, "Doppler Volume Flow") (G-C0E3, SRT, "Finding Site")=(T-35100,SRT, "Tricuspid Valve") (G-C048, SRT, "Flow Direction")=(R-42E61,SRT, "Regurgitant Flow") (111031, DCM, "Image View")=(G-A19C,SRT, "Apical four chamber")
TRIC REG FLOW	(R-00385,SRT, "Tricuspid Valve Flow")	(T-35100,SRT, "Tricuspid Valve")	(G-0373, SRT, "Image Mode")=(R-409E3,SRT, "Doppler Continuous Wave") (R-4089A, SRT, "Cardiac Cycle Point")=(F-32020,SRT, "Systole") (G-C036, SRT, "Measurement Method")=(125219,DCM, "Doppler Volume Flow") (G-C0E3, SRT, "Finding Site")=(T-35100,SRT, "Tricuspid Valve") (G-C048, SRT, "Flow Direction")=(R-42E61,SRT, "Regurgitant Flow") (111031, DCM, "Image View")=(G-A19C,SRT, "Apical four chamber")
TRIC REG ORIFICE	(G-038E,SRT, "Cardiovascular Orifice Area")	(T-35100,SRT, "Tricuspid Valve")	(R-4089A, SRT, "Cardiac Cycle Point")=(F-32020,SRT, "Systole") (G-C036, SRT, "Measurement Method")=(125216,DCM, "Proximal Isovelocity Surface Area") (G-C0E3, SRT, "Finding Site")=(T-35100,SRT, "Tricuspid Valve") (G-C048, SRT, "Flow Direction")=(R-42E61,SRT, "Regurgitant Flow") (111031, DCM, "Image View")=(G-A19C,SRT, "Apical four chamber")
TRIC REG VOLUME	(G-D705,SRT, "Volume")	(T-35100,SRT, "Tricuspid Valve")	(R-4089A, SRT, "Cardiac Cycle Point")=(F-32020,SRT, "Systole") (G-C036, SRT, "Measurement Method")=(125216,DCM, "Proximal Isovelocity Surface Area") (G-C0E3, SRT, "Finding Site")=(T-35100,SRT, "Tricuspid Valve") (G-C048, SRT, "Flow Direction")=(R-42E61,SRT, "Regurgitant Flow") (111031, DCM, "Image View")=(G-A19C,SRT, "Apical four chamber")
LVOT FLOW PROFILE			
LVOT MEAN VELOCITY	(20352-1,LN, "Time Averaged Mean Velocity")	(T-42000,SRT, "Aorta")	(G-0373, SRT, "Image Mode")=(R-409E3,SRT, "Doppler Continuous Wave") (G-C0E3, SRT, "Finding Site")=(T-32650,SRT, "Left Ventricle Outflow Tract") (111031, DCM, "Image View")=(G-A19C,SRT, "Apical four chamber")
LVOT MEAN GRADIENT	(20256-4,LN, "Mean Gradient")	(T-42000,SRT, "Aorta")	(G-0373, SRT, "Image Mode")=(R-409E3,SRT, "Doppler Continuous Wave") (G-C0E3, SRT, "Finding Site")=(T-32650,SRT, "Left Ventricle Outflow Tract") (111031, DCM, "Image View")=(G-A19C,SRT, "Apical four chamber")
LVOT PEAK GRADIENT	(20247-3,LN, "Peak Gradient")	(T-42000,SRT, "Aorta")	(G-0373, SRT, "Image Mode")=(R-409E3,SRT, "Doppler Continuous Wave") (G-C0E3, SRT, "Finding Site")=(T-32650,SRT, "Left Ventricle Outflow Tract") (111031, DCM, "Image View")=(G-A19C,SRT, "Apical four chamber")
TRICUSPID			

ESAOTE MEASURE	BASE MEAS. CONCEPT NAME	SECTION	CONCEPT OR ACQUISITION CONTEXT MODIFIERS
TRICUSP FLOW PROFILE	(20354-7, LN, "Velocity Time Integral")	(T-35100, SRT, "Tricuspid Valve")	(G-0373, SRT, "Image Mode")=(R-409E4, SRT, "Doppler Pulsed") (R-4089A, SRT, "Cardiac Cycle Point")=(F-32010, SRT, "Diastole") (G-C036, SRT, "Measurement Method")=(125220, DCM, "Planimetry") (G-C0E3, SRT, "Finding Site")=(T-35111, SRT, "Tricuspid Annulus") (G-C048, SRT, "Flow Direction")=(R-42047, SRT, "Antegrade Flow") (111031, DCM, "Image View")=(G-A19C, SRT, "Apical four chamber")
TRIC VEL E WAVE	(18031-5, LN, "Tricuspid Valve E Wave Peak Velocity")	(T-35100, SRT, "Tricuspid Valve")	(G-0373, SRT, "Image Mode")=(R-409E4, SRT, "Doppler Pulsed") (R-4089A, SRT, "Cardiac Cycle Point")=(R-40B1B, SRT, "Early Diastole") (G-C0E3, SRT, "Finding Site")=(T-35100, SRT, "Tricuspid Valve") (G-C048, SRT, "Flow Direction")=(R-42047, SRT, "Antegrade Flow") (111031, DCM, "Image View")=(G-A19C, SRT, "Apical four chamber")
TRIC VEL A WAVE	(18030-7, LN, "Tricuspid Valve A Wave Peak Velocity")	(T-35100, SRT, "Tricuspid Valve")	(G-0373, SRT, "Image Mode")=(R-409E4, SRT, "Doppler Pulsed") (R-4089A, SRT, "Cardiac Cycle Point")=(F-32030, SRT, "Atrial Systole") (G-C0E3, SRT, "Finding Site")=(T-35100, SRT, "Tricuspid Valve") (G-C048, SRT, "Flow Direction")=(R-42047, SRT, "Antegrade Flow") (111031, DCM, "Image View")=(G-A19C, SRT, "Apical four chamber")
TRIC E WAVE DEC TIME	(20217-6, LN, "Deceleration Time")	(T-35100, SRT, "Tricuspid Valve")	(G-0373, SRT, "Image Mode")=(R-409E4, SRT, "Doppler Pulsed") (R-4089A, SRT, "Cardiac Cycle Point")=(R-40B1B, SRT, "Early Diastole") (G-C0E3, SRT, "Finding Site")=(T-35100, SRT, "Tricuspid Valve") (G-C048, SRT, "Flow Direction")=(R-42047, SRT, "Antegrade Flow") (111031, DCM, "Image View")=(G-A19C, SRT, "Apical four chamber")
TRIC ISOV RELAX TIME	(59083-6, LN, "Isovolumic Relaxation Time")	(T-35100, SRT, "Tricuspid Valve")	(G-0373, SRT, "Image Mode")=(R-409E4, SRT, "Doppler Pulsed") (R-4089A, SRT, "Cardiac Cycle Point")=(R-40B10, SRT, "Ventricular Isovolumic Relaxation") (G-C0E3, SRT, "Finding Site")=(T-35100, SRT, "Tricuspid Valve") (G-C048, SRT, "Flow Direction")=(R-42047, SRT, "Antegrade Flow") (111031, DCM, "Image View")=(G-A19C, SRT, "Apical four chamber")
TRIC PEAK GRAD (E)	(20247-3, LN, "Peak Gradient")	(T-35100, SRT, "Tricuspid Valve")	(G-0373, SRT, "Image Mode")=(R-409E4, SRT, "Doppler Pulsed") (R-4089A, SRT, "Cardiac Cycle Point")=(F-32010, SRT, "Diastole") (G-C036, SRT, "Measurement Method")=(125218, DCM, "Simplified Bernoulli") (G-C0E3, SRT, "Finding Site")=(T-35111, SRT, "Tricuspid Annulus") (G-C048, SRT, "Flow Direction")=(R-42047, SRT, "Antegrade Flow") (111031, DCM, "Image View")=(G-A19C, SRT, "Apical four chamber")
TRIC PEAK GRAD (A)	(20247-3, LN, "Peak Gradient")	(T-35100, SRT, "Tricuspid Valve")	(G-0373, SRT, "Image Mode")=(R-409E4, SRT, "Doppler Pulsed") (R-4089A, SRT, "Cardiac Cycle Point")=(F-32011, SRT, "End Diastole") (G-C036, SRT, "Measurement Method")=(125218, DCM, "Simplified Bernoulli") (G-C0E3, SRT, "Finding Site")=(T-35111, SRT, "Tricuspid Annulus") (G-C048, SRT, "Flow Direction")=(R-42047, SRT, "Antegrade Flow") (111031, DCM, "Image View")=(G-A19C, SRT, "Apical four chamber")
TRIC MEAN VELOCITY	(20352-1, LN, "Time Averaged Mean Velocity")	(T-35100, SRT, "Tricuspid Valve")	(G-0373, SRT, "Image Mode")=(R-409E4, SRT, "Doppler Pulsed") (R-4089A, SRT, "Cardiac Cycle Point")=(F-32010, SRT, "Diastole") (G-C036, SRT, "Measurement Method")=(125220, DCM, "Planimetry") (G-C0E3, SRT, "Finding Site")=(T-35111, SRT, "Tricuspid Annulus") (G-C048, SRT, "Flow Direction")=(R-42047, SRT, "Antegrade Flow") (111031, DCM, "Image View")=(G-A19C, SRT, "Apical four chamber")
TRIC MEAN GRADIENT	(20256-4, LN, "Mean Gradient")	(T-35100, SRT, "Tricuspid Valve")	(G-0373, SRT, "Image Mode")=(R-409E4, SRT, "Doppler Pulsed") (R-4089A, SRT, "Cardiac Cycle Point")=(F-32010, SRT, "Diastole") (G-C036, SRT, "Measurement Method")=(125218, DCM, "Simplified Bernoulli") (G-C0E3, SRT, "Finding Site")=(T-35111, SRT, "Tricuspid Annulus") (G-C048, SRT, "Flow Direction")=(R-42047, SRT, "Antegrade Flow") (111031, DCM, "Image View")=(G-A19C, SRT, "Apical four chamber")
TRICUSPID E/A RATIO	(18039-8, LN, "Tricuspid Valve E to A Ratio")	(T-35100, SRT, "Tricuspid Valve")	(G-0373, SRT, "Image Mode")=(R-409E4, SRT, "Doppler Pulsed") (R-4089A, SRT, "Cardiac Cycle Point")=(F-32010, SRT, "Diastole") (G-C0E3, SRT, "Finding Site")=(T-35111, SRT, "Tricuspid Annulus") (G-C048, SRT, "Flow Direction")=(R-42047, SRT, "Antegrade Flow") (111031, DCM, "Image View")=(G-A19C, SRT, "Apical four chamber")
TRIC REGURGITATION			
TRIC REG VELOCITY	(11726-7, LN, "Peak Systolic Velocity")	(T-32200, SRT, "Right Atrium")	(G-0373, SRT, "Image Mode")=(R-409E3, SRT, "Doppler Continuous Wave") (R-4089A, SRT, "Cardiac Cycle Point")=(F-32020, SRT, "Systole") (G-C0E3, SRT, "Finding Site")=(T-35100, SRT, "Tricuspid Valve")

ESAOTE MEASURE	BASE MEAS. CONCEPT NAME	SECTION	CONCEPT OR ACQUISITION CONTEXT MODIFIERS
			(G-C048, SRT, "Flow Direction")=(R-42E61,SRT, "Regurgitant Flow") (111031, DCM, "Image View")=(G-A19C,SRT, "Apical four chamber")
PAP OFFSET	(MN-165,99ESA_P1, "Pulmonary Artery Pressure Offset")	(T-32200,SRT, "Right Atrium")	
TRIC REG GRADIENT	(20247-3,LN, "Peak Gradient")	(T-32200,SRT, "Right Atrium")	(G-0373, SRT, "Image Mode")=(R-409E3,SRT, "Doppler Continuous Wave") (R-4089A, SRT, "Cardiac Cycle Point")=(F-32020,SRT, "Systole") (G-C036, SRT, "Measurement Method")=(125218,DCM, "Simplified Bernoulli") (G-C0E3, SRT, "Finding Site")=(T-35100,SRT, "Tricuspid Valve") (G-C048, SRT, "Flow Direction")=(R-42E61,SRT, "Regurgitant Flow") (111031, DCM, "Image View")=(G-A19C,SRT, "Apical four chamber")
RV SYST PRESSURE	(G-0380,SRT, "Right Ventricular Peak Systolic Pressure")	(T-35100,SRT, "Tricuspid Valve")	(G-0373, SRT, "Image Mode")=(R-409E3,SRT, "Doppler Continuous Wave") (R-4089A, SRT, "Cardiac Cycle Point")=(F-32020,SRT, "Systole") (G-C036, SRT, "Measurement Method")=(125218,DCM, "Simplified Bernoulli") (G-C0E3, SRT, "Finding Site")=(T-35100,SRT, "Tricuspid Valve") (G-C048, SRT, "Flow Direction")=(R-42E61,SRT, "Regurgitant Flow") (111031, DCM, "Image View")=(G-A19C,SRT, "Apical four chamber")
PULMONARY VEINS			
PV SYSTOLIC VELOCITY	(29450-4,LN, "Pulmonary Vein Systolic Peak Velocity")	(T-48581,SRT, "Pulmonary Venous Structure")	(G-0373, SRT, "Image Mode")=(R-409E4,SRT, "Doppler Pulsed") (R-4089A, SRT, "Cardiac Cycle Point")=(F-32020,SRT, "Systole") (111031, DCM, "Image View")=(G-A19C,SRT, "Apical four chamber")
PV DIAST VELOCITY	(29451-2,LN, "Pulmonary Vein Diastolic Peak Velocity")	(T-48581,SRT, "Pulmonary Venous Structure")	(G-0373, SRT, "Image Mode")=(R-409E4,SRT, "Doppler Pulsed") (R-4089A, SRT, "Cardiac Cycle Point")=(F-32010,SRT, "Diastole") (111031, DCM, "Image View")=(G-A19C,SRT, "Apical four chamber")
REV ATRIAL VELOCITY	(29453-8,LN, "Pulmonary Vein Atrial Contraction Reversal Peak Velocity")	(T-48581,SRT, "Pulmonary Venous Structure")	(G-0373, SRT, "Image Mode")=(R-409E4,SRT, "Doppler Pulsed") (R-4089A, SRT, "Cardiac Cycle Point")=(F-32010,SRT, "Diastole") (111031, DCM, "Image View")=(G-A19C,SRT, "Apical four chamber")
A WAVE DURATION	(G-038B,SRT, "Pulmonary Vein A-Wave Duration")	(T-48581,SRT, "Pulmonary Venous Structure")	(G-0373, SRT, "Image Mode")=(R-409E4,SRT, "Doppler Pulsed") (G-C048, SRT, "Flow Direction")=(R-42047,SRT, "Antegrade Flow") (111031, DCM, "Image View")=(G-A19C,SRT, "Apical four chamber")
PV SYST / DIAST VEL	(29452-0,LN, "Pulmonary Vein Systolic to Diastolic Ratio")	(T-48581,SRT, "Pulmonary Venous Structure")	(G-0373, SRT, "Image Mode")=(R-409E4,SRT, "Doppler Pulsed") (111031, DCM, "Image View")=(G-A19C,SRT, "Apical four chamber")
AP-AM DUR	(MN-166,99ESA_P1, "Pulmonary Mitral A-wave Duration Difference")	(T-32600,SRT, "Left Ventricle")	(G-0373, SRT, "Image Mode")=(R-409E4,SRT, "Doppler Pulsed") (R-4089A, SRT, "Cardiac Cycle Point")=(F-32030,SRT, "Atrial Systole")
TRICUSPID-TV			
S' WAVE	(MN-186,99ESA_P1, "S-Wave Peak Velocity")	(T-32500,SRT, "Right Ventricle")	(G-0373, SRT, "Image Mode")=(P5-B0128,SRT, "Tissue Doppler Imaging") (R-4089A, SRT, "Cardiac Cycle Point")=(F-32020,SRT, "Systole") (G-C0E3, SRT, "Finding Site")=(T-35111,SRT, "Tricuspid Annulus") (111031, DCM, "Image View")=(G-A19C,SRT, "Apical four chamber")
E' WAVE	(MN-148,99ESA_P1, "E-Wave Peak Velocity")	(T-32500,SRT, "Right Ventricle")	(G-0373, SRT, "Image Mode")=(P5-B0128,SRT, "Tissue Doppler Imaging") (R-4089A, SRT, "Cardiac Cycle Point")=(R-40B1B,SRT, "Early Diastole") (G-C0E3, SRT, "Finding Site")=(T-35111,SRT, "Tricuspid Annulus") (111031, DCM, "Image View")=(G-A19C,SRT, "Apical four chamber")

<i>ESAOTE MEASURE</i>	<i>BASE MEAS. CONCEPT NAME</i>	<i>SECTION</i>	<i>CONCEPT OR ACQUISITION CONTEXT MODIFIERS</i>
A' WAVE	(MN-144,99ESA_P1, "A'-Wave Peak Velocity")	(T-32500,SRT, "Right Ventricle")	(G-0373, SRT, "Image Mode")=(P5-B0128,SRT, "Tissue Doppler Imaging") (R-4089A, SRT, "Cardiac Cycle Point")=(F-32030,SRT, "Atrial Systole") (G-C0E3, SRT, "Finding Site")=(T-35111,SRT, "Tricuspid Annulus") (111031, DCM, "Image View")=(G-A19B,SRT, "Apical two chamber")
E'/A' RATIO	(MN-171,99ESA_P1, "Ratio Of RV Peak Tissue Velocity E To RV Peak Tissue Velocity A")	(T-32500,SRT, "Right Ventricle")	(G-0373, SRT, "Image Mode")=(P5-B0128,SRT, "Tissue Doppler Imaging") (R-4089A, SRT, "Cardiac Cycle Point")=(F-32010,SRT, "Diastole") (G-C0E3, SRT, "Finding Site")=(T-35111,SRT, "Tricuspid Annulus") (111031, DCM, "Image View")=(G-A19C,SRT, "Apical four chamber")
E/E' RATIO	(MN-172,99ESA_P1, "Ratio Tricuspid Peak Vel To RV Peak Tissue Vel E-Wave")	(T-32500,SRT, "Right Ventricle")	(G-0373, SRT, "Image Mode")=(P5-B0128,SRT, "Tissue Doppler Imaging") (R-4089A, SRT, "Cardiac Cycle Point")=(R-40B1B,SRT, "Early Diastole") (111031, DCM, "Image View")=(G-A19C,SRT, "Apical four chamber")
PULMONARY ARTERY			
PULM FLOW PROFILE	(20354-7,LN, "Velocity Time Integral")	(T-35200,SRT, "Pulmonic Valve")	(G-0373, SRT, "Image Mode")=(R-409E3,SRT, "Doppler Continuous Wave") (R-4089A, SRT, "Cardiac Cycle Point")=(F-32020,SRT, "Systole") (G-C036, SRT, "Measurement Method")=(125220,DCM, "Planimetry") (G-C0E3, SRT, "Finding Site")=(T-32550,SRT, "Right Ventricle Outflow Tract") (G-C048, SRT, "Flow Direction")=(R-42047,SRT, "Antegrade Flow") (111031, DCM, "Image View")=(G-0398,SRT, "Parasternal short axis at the aortic valve level")
PULM MEAN VELOCITY	(20352-1,LN, "Time Averaged Mean Velocity")	(T-35200,SRT, "Pulmonic Valve")	(G-0373, SRT, "Image Mode")=(R-409E3,SRT, "Doppler Continuous Wave") (R-4089A, SRT, "Cardiac Cycle Point")=(F-32020,SRT, "Systole") (G-C036, SRT, "Measurement Method")=(125220,DCM, "Planimetry") (G-C0E3, SRT, "Finding Site")=(T-32550,SRT, "Right Ventricle Outflow Tract") (G-C048, SRT, "Flow Direction")=(R-42047,SRT, "Antegrade Flow") (111031, DCM, "Image View")=(G-0398,SRT, "Parasternal short axis at the aortic valve level")
PULM MEAN GRADIENT	(20256-4,LN, "Mean Gradient")	(T-35200,SRT, "Pulmonic Valve")	(G-0373, SRT, "Image Mode")=(R-409E3,SRT, "Doppler Continuous Wave") (R-4089A, SRT, "Cardiac Cycle Point")=(F-32020,SRT, "Systole") (G-C036, SRT, "Measurement Method")=(125218,DCM, "Simplified Bernoulli") (G-C0E3, SRT, "Finding Site")=(T-32550,SRT, "Right Ventricle Outflow Tract") (G-C048, SRT, "Flow Direction")=(R-42047,SRT, "Antegrade Flow") (111031, DCM, "Image View")=(G-0398,SRT, "Parasternal short axis at the aortic valve level")
PULM PEAK VELOCITY	(11726-7,LN, "Peak Systolic Velocity")	(T-35200,SRT, "Pulmonic Valve")	(G-0373, SRT, "Image Mode")=(R-409E3,SRT, "Doppler Continuous Wave") (R-4089A, SRT, "Cardiac Cycle Point")=(F-32020,SRT, "Systole") (G-C0E3, SRT, "Finding Site")=(T-32550,SRT, "Right Ventricle Outflow Tract") (G-C048, SRT, "Flow Direction")=(R-42047,SRT, "Antegrade Flow") (111031, DCM, "Image View")=(G-0398,SRT, "Parasternal short axis at the aortic valve level")
PULM PEAK GRADIENT	(20247-3,LN, "Peak Gradient")	(T-35200,SRT, "Pulmonic Valve")	(G-0373, SRT, "Image Mode")=(R-409E3,SRT, "Doppler Continuous Wave") (R-4089A, SRT, "Cardiac Cycle Point")=(F-32020,SRT, "Systole") (G-C036, SRT, "Measurement Method")=(125218,DCM, "Simplified Bernoulli") (G-C0E3, SRT, "Finding Site")=(T-32550,SRT, "Right Ventricle Outflow Tract") (G-C048, SRT, "Flow Direction")=(R-42047,SRT, "Antegrade Flow") (111031, DCM, "Image View")=(G-0398,SRT, "Parasternal short axis at the aortic valve level")

ESAOTE MEASURE	BASE MEAS. CONCEPT NAME	SECTION	CONCEPT OR ACQUISITION CONTEXT MODIFIERS
PULM ARTERY PRESSURE	(18070-3, LN, "Right Atrium Systolic Pressure")	(T-44000, SRT, "Pulmonary Artery")	(G-0373, SRT, "Image Mode")=(R-409E3, SRT, "Doppler Continuous Wave") (G-C036, SRT, "Measurement Method")=(125218, DCM, "Simplified Bernoulli") (G-C0E3, SRT, "Finding Site")=(T-32550, SRT, "Right Ventricle Outflow Tract") (G-C048, SRT, "Flow Direction")=(R-42047, SRT, "Antegrade Flow") (111031, DCM, "Image View")=(G-0398, SRT, "Parasternal short axis at the aortic valve level")
PULM ACC TIME	(20168-1, LN, "Acceleration Time")	(T-44000, SRT, "Pulmonary Artery")	(G-0373, SRT, "Image Mode")=(R-409E3, SRT, "Doppler Continuous Wave") (R-4089A, SRT, "Cardiac Cycle Point")=(F-32020, SRT, "Systole") (G-C0E3, SRT, "Finding Site")=(T-32550, SRT, "Right Ventricle Outflow Tract") (G-C048, SRT, "Flow Direction")=(R-42047, SRT, "Antegrade Flow") (111031, DCM, "Image View")=(G-039D, SRT, "Right Ventricular Outflow Tract View")
INTERVENTR MECH DEL	(MN-150,99ESA_P1, "Interventricular Mechanical Delay")	(T-44000, SRT, "Pulmonary Artery")	(G-0373, SRT, "Image Mode")=(R-409E3, SRT, "Doppler Continuous Wave")
PULM REGURGITATION			
PULM REG PHT	(20280-4, LN, "Pressure Half-Time")	(T-35200, SRT, "Pulmonic Valve")	(G-0373, SRT, "Image Mode")=(R-409E3, SRT, "Doppler Continuous Wave") (R-4089A, SRT, "Cardiac Cycle Point")=(F-32010, SRT, "Diastole") (G-C036, SRT, "Measurement Method")=(125210, DCM, "Area by Pressure Half-Time") (G-C0E3, SRT, "Finding Site")=(T-32550, SRT, "Right Ventricle Outflow Tract") (G-C048, SRT, "Flow Direction")=(R-42E61, SRT, "Regurgitant Flow") (111031, DCM, "Image View")=(G-039D, SRT, "Right Ventricular Outflow Tract View")
PULM PEAKDIAS VEL	(11726-7, LN, "Peak Systolic Velocity")	(T-35200, SRT, "Pulmonic Valve")	(G-0373, SRT, "Image Mode")=(R-409E3, SRT, "Doppler Continuous Wave") (R-4089A, SRT, "Cardiac Cycle Point")=(F-32010, SRT, "Diastole") (G-C0E3, SRT, "Finding Site")=(T-32550, SRT, "Right Ventricle Outflow Tract") (G-C048, SRT, "Flow Direction")=(R-42E61, SRT, "Regurgitant Flow") (111031, DCM, "Image View")=(G-039D, SRT, "Right Ventricular Outflow Tract View")
PULM ENDDIAS VEL	(11726-7, LN, "Peak Systolic Velocity")	(T-35200, SRT, "Pulmonic Valve")	(G-0373, SRT, "Image Mode")=(R-409E3, SRT, "Doppler Continuous Wave") (R-4089A, SRT, "Cardiac Cycle Point")=(F-32011, SRT, "End Diastole") (G-C0E3, SRT, "Finding Site")=(T-32550, SRT, "Right Ventricle Outflow Tract") (G-C048, SRT, "Flow Direction")=(R-42E61, SRT, "Regurgitant Flow") (111031, DCM, "Image View")=(G-039C, SRT, "Right Ventricular Inflow Tract View")
PULM PEAKDIAS GRAD	(20247-3, LN, "Peak Gradient")	(T-44000, SRT, "Pulmonary Artery")	(G-0373, SRT, "Image Mode")=(R-409E3, SRT, "Doppler Continuous Wave") (R-4089A, SRT, "Cardiac Cycle Point")=(F-32010, SRT, "Diastole") (G-C036, SRT, "Measurement Method")=(125218, DCM, "Simplified Bernoulli") (G-C0E3, SRT, "Finding Site")=(T-32550, SRT, "Right Ventricle Outflow Tract") (G-C048, SRT, "Flow Direction")=(R-42E61, SRT, "Regurgitant Flow") (111031, DCM, "Image View")=(G-039D, SRT, "Right Ventricular Outflow Tract View")
PULM ENDDIAS GRAD	(20247-3, LN, "Peak Gradient")	(T-35200, SRT, "Pulmonic Valve")	(G-0373, SRT, "Image Mode")=(R-409E3, SRT, "Doppler Continuous Wave") (R-4089A, SRT, "Cardiac Cycle Point")=(F-32011, SRT, "End Diastole") (G-C036, SRT, "Measurement Method")=(125218, DCM, "Simplified Bernoulli") (G-C0E3, SRT, "Finding Site")=(T-32550, SRT, "Right Ventricle Outflow Tract")

ESAOTE MEASURE	BASE MEAS. CONCEPT NAME	SECTION	CONCEPT OR ACQUISITION CONTEXT MODIFIERS
			(G-C048, SRT, "Flow Direction")=(R-42E61,SRT, "Regurgitant Flow") (111031, DCM, "Image View")=(G-039D,SRT, "Right Ventricular Outflow Tract View")
CARDIAC OUTPUT-LVOT			
R-R INTERVAL	(122182,DCM, "R-R interval")	(T-32600,SRT, "Left Ventricle")	(G-0373, SRT, "Image Mode")=(R-409E4,SRT, "Doppler Pulsed") (G-C0E3, SRT, "Finding Site")=(T-32650,SRT, "Left Ventricle Outflow Tract") (G-C048, SRT, "Flow Direction")=(R-42047,SRT, "Antegrade Flow") (111031, DCM, "Image View")=(G-A19C,SRT, "Apical four chamber")
HEART RATE	(8867-4,LN, "Heart rate")	(T-32600,SRT, "Left Ventricle")	(G-0373, SRT, "Image Mode")=(R-409E4,SRT, "Doppler Pulsed") (G-C0E3, SRT, "Finding Site")=(T-32650,SRT, "Left Ventricle Outflow Tract") (G-C048, SRT, "Flow Direction")=(R-42047,SRT, "Antegrade Flow") (111031, DCM, "Image View")=(G-A19C,SRT, "Apical four chamber")
STROKE VOLUME	(F-32120,SRT, "Stroke Volume")	(T-32600,SRT, "Left Ventricle")	(R-4089A, SRT, "Cardiac Cycle Point")=(F-32020,SRT, "Systole") (G-C036, SRT, "Measurement Method")=(125219,DCM, "Doppler Volume Flow") (G-C0E3, SRT, "Finding Site")=(T-32650,SRT, "Left Ventricle Outflow Tract") (G-C048, SRT, "Flow Direction")=(R-42047,SRT, "Antegrade Flow")
STROKE INDEX	(F-00078,SRT, "Stroke Index")	(T-32600,SRT, "Left Ventricle")	(R-4089A, SRT, "Cardiac Cycle Point")=(F-32020,SRT, "Systole") (G-C0E3, SRT, "Finding Site")=(T-32650,SRT, "Left Ventricle Outflow Tract") (G-C048, SRT, "Flow Direction")=(R-42047,SRT, "Antegrade Flow")
CARDIAC OUTPUT	(F-32100,SRT, "Cardiac Output")	(T-32600,SRT, "Left Ventricle")	(R-4089A, SRT, "Cardiac Cycle Point")=(F-32020,SRT, "Systole") (G-C0E3, SRT, "Finding Site")=(T-32650,SRT, "Left Ventricle Outflow Tract") (G-C048, SRT, "Flow Direction")=(R-42047,SRT, "Antegrade Flow")
CARDIAC INDEX	(F-32110,SRT, "Cardiac Index")	(T-32600,SRT, "Left Ventricle")	(R-4089A, SRT, "Cardiac Cycle Point")=(F-32020,SRT, "Systole") (G-C0E3, SRT, "Finding Site")=(T-32650,SRT, "Left Ventricle Outflow Tract") (G-C048, SRT, "Flow Direction")=(R-42047,SRT, "Antegrade Flow")
CARDIAC OUTPUT-AORTA			
R-R INTERVAL	(122182,DCM, "R-R interval")	(T-42000,SRT, "Aorta")	(G-0373, SRT, "Image Mode")=(R-409E3,SRT, "Doppler Continuous Wave") (G-C0E3, SRT, "Finding Site")=(T-42000,SRT, "Aorta") (111031, DCM, "Image View")=(G-0395,SRT, "Apical long axis")
HEART RATE	(8867-4,LN, "Heart rate")	(T-42000,SRT, "Aorta")	(G-0373, SRT, "Image Mode")=(R-409E3,SRT, "Doppler Continuous Wave") (G-C0E3, SRT, "Finding Site")=(T-42000,SRT, "Aorta") (111031, DCM, "Image View")=(G-0395,SRT, "Apical long axis")
AORTIC DIAMETER	(18015-8,LN, "Aortic Root Diameter")	(T-42000,SRT, "Aorta")	(G-0373, SRT, "Image Mode")=(G-03A2,SRT, "2D mode") (R-4089A, SRT, "Cardiac Cycle Point")=(F-32020,SRT, "Systole") (G-C0E3, SRT, "Finding Site")=(T-42000,SRT, "Aorta") (G-C048, SRT, "Flow Direction")=(R-42047,SRT, "Antegrade Flow") (111031, DCM, "Image View")=(G-0396,SRT, "Parasternal long axis")
AORTIC AREA (d)	(G-038E,SRT, "Cardiovascular Orifice Area")	(T-42000,SRT, "Aorta")	(G-0373, SRT, "Image Mode")=(G-03A2,SRT, "2D mode") (R-4089A, SRT, "Cardiac Cycle Point")=(F-32020,SRT, "Systole") (G-C0E3, SRT, "Finding Site")=(T-42000,SRT, "Aorta") (G-C048, SRT, "Flow Direction")=(R-42047,SRT, "Antegrade Flow") (111031, DCM, "Image View")=(G-0396,SRT, "Parasternal long axis")
STROKE VOLUME	(F-32100,SRT, "Cardiac Output")	(T-42000,SRT, "Aorta")	(R-4089A, SRT, "Cardiac Cycle Point")=(F-32020,SRT, "Systole") (G-C036, SRT, "Measurement Method")=(125219,DCM, "Doppler Volume Flow") (G-C0E3, SRT, "Finding Site")=(T-42000,SRT, "Aorta") (G-C048, SRT, "Flow Direction")=(R-42047,SRT, "Antegrade Flow")
STROKE INDEX	(F-00078,SRT, "Stroke Index")	(T-42000,SRT, "Aorta")	(R-4089A, SRT, "Cardiac Cycle Point")=(F-32020,SRT, "Systole") (G-C0E3, SRT, "Finding Site")=(T-42000,SRT, "Aorta") (G-C048, SRT, "Flow Direction")=(R-42047,SRT, "Antegrade Flow")
CARDIAC OUTPUT	(F-32100,SRT, "Cardiac Output")	(T-42000,SRT, "Aorta")	(R-4089A, SRT, "Cardiac Cycle Point")=(F-32020,SRT, "Systole") (G-C0E3, SRT, "Finding Site")=(T-42000,SRT, "Aorta")

ESAOTE MEASURE	BASE MEAS. CONCEPT NAME	SECTION	CONCEPT OR ACQUISITION CONTEXT MODIFIERS
			(G-C048, SRT, "Flow Direction")=(R-42047,SRT, "Antegrade Flow")
CARDIAC INDEX	(F-32110,SRT, "Cardiac Index")	(T-42000,SRT, "Aorta")	(R-4089A, SRT, "Cardiac Cycle Point")=(F-32020,SRT, "Systole") (G-C0E3, SRT, "Finding Site")=(T-42000,SRT, "Aorta") (G-C048, SRT, "Flow Direction")=(R-42047,SRT, "Antegrade Flow")
CARDIAC OUTPUT-PULM			
R-R INTERVAL	(122182,DCM, "R-R interval")	(T-44000,SRT, "Pulmonary Artery")	(G-0373, SRT, "Image Mode")=(R-409E3,SRT, "Doppler Continuous Wave") (G-C0E3, SRT, "Finding Site")=(T-44000,SRT, "Pulmonary Artery") (111031, DCM, "Image View")=(G-0397,SRT, "Parasternal short axis")
HEART RATE	(8867-4,LN, "Heart rate")	(T-44000,SRT, "Pulmonary Artery")	(G-0373, SRT, "Image Mode")=(R-409E3,SRT, "Doppler Continuous Wave") (G-C0E3, SRT, "Finding Site")=(T-44000,SRT, "Pulmonary Artery") (111031, DCM, "Image View")=(G-0397,SRT, "Parasternal short axis")
PA DIAMETER	(18020-8,LN, "Main Pulmonary Artery Diameter")	(T-44000,SRT, "Pulmonary Artery")	(G-0373, SRT, "Image Mode")=(G-03A2,SRT, "2D mode") (R-4089A, SRT, "Cardiac Cycle Point")=(F-32020,SRT, "Systole") (G-C0E3, SRT, "Finding Site")=(T-44000,SRT, "Pulmonary Artery") (111031, DCM, "Image View")=(G-0397,SRT, "Parasternal short axis")
PA AREA (d)	(MN-163,99ESA_P1, "Pulmonary Artery Area")	(T-44000,SRT, "Pulmonary Artery")	(G-0373, SRT, "Image Mode")=(G-03A2,SRT, "2D mode") (R-4089A, SRT, "Cardiac Cycle Point")=(F-32020,SRT, "Systole") (G-C0E3, SRT, "Finding Site")=(T-44000,SRT, "Pulmonary Artery") (111031, DCM, "Image View")=(G-0397,SRT, "Parasternal short axis")
STROKE VOLUME	(F-32120,SRT, "Stroke Volume")	(T-44000,SRT, "Pulmonary Artery")	(G-0373, SRT, "Image Mode")=(R-409E3,SRT, "Doppler Continuous Wave") (R-4089A, SRT, "Cardiac Cycle Point")=(F-32020,SRT, "Systole") (G-C036, SRT, "Measurement Method")=(125219,DCM, "Doppler Volume Flow") (G-C0E3, SRT, "Finding Site")=(T-44000,SRT, "Pulmonary Artery")
STROKE INDEX	(F-00078,SRT, "Stroke Index")	(T-44000,SRT, "Pulmonary Artery")	(R-4089A, SRT, "Cardiac Cycle Point")=(F-32020,SRT, "Systole") (G-C0E3, SRT, "Finding Site")=(T-44000,SRT, "Pulmonary Artery") (G-C048, SRT, "Flow Direction")=(R-42047,SRT, "Antegrade Flow")
CARDIAC OUTPUT	(F-32100,SRT, "Cardiac Output")	(T-44000,SRT, "Pulmonary Artery")	(R-4089A, SRT, "Cardiac Cycle Point")=(F-32020,SRT, "Systole") (G-C0E3, SRT, "Finding Site")=(T-44000,SRT, "Pulmonary Artery") (G-C048, SRT, "Flow Direction")=(R-42047,SRT, "Antegrade Flow")
CARDIAC INDEX	(F-32110,SRT, "Cardiac Index")	(T-44000,SRT, "Pulmonary Artery")	(R-4089A, SRT, "Cardiac Cycle Point")=(F-32020,SRT, "Systole") (G-C0E3, SRT, "Finding Site")=(T-44000,SRT, "Pulmonary Artery") (G-C048, SRT, "Flow Direction")=(R-42047,SRT, "Antegrade Flow")
Qp/Qs			
STROKE INDEX	(F-00078,SRT, "Stroke Index")	(P5-30031,SRT, "Cardiac Shunt Study")	(G-0373, SRT, "Image Mode")=(R-409E4,SRT, "Doppler Pulsed") (R-4089A, SRT, "Cardiac Cycle Point")=(F-32020,SRT, "Systole") (G-C0E3, SRT, "Finding Site")=(T-44000,SRT, "Pulmonary Artery") (G-C048, SRT, "Flow Direction")=(R-42047,SRT, "Antegrade Flow") (111031, DCM, "Image View")=(G-0397,SRT, "Parasternal short axis")
CARDIAC INDEX	(F-32110,SRT, "Cardiac Index")	(P5-30031,SRT, "Cardiac Shunt Study")	(G-0373, SRT, "Image Mode")=(R-409E4,SRT, "Doppler Pulsed") (R-4089A, SRT, "Cardiac Cycle Point")=(F-32020,SRT, "Systole") (G-C0E3, SRT, "Finding Site")=(T-44000,SRT, "Pulmonary Artery") (G-C048, SRT, "Flow Direction")=(R-42047,SRT, "Antegrade Flow") (111031, DCM, "Image View")=(G-0397,SRT, "Parasternal short axis")
STROKE INDEX	(F-00078,SRT, "Stroke Index")	(P5-30031,SRT, "Cardiac Shunt Study")	(G-0373, SRT, "Image Mode")=(R-409E4,SRT, "Doppler Pulsed") (R-4089A, SRT, "Cardiac Cycle Point")=(F-32020,SRT, "Systole") (G-C0E3, SRT, "Finding Site")=(T-32650,SRT, "Left Ventricle Outflow Tract") (G-C048, SRT, "Flow Direction")=(R-42047,SRT, "Antegrade Flow") (111031, DCM, "Image View")=(G-0395,SRT, "Apical long axis")
CARDIAC INDEX	(F-32110,SRT, "Cardiac Index")	(P5-30031,SRT, "Cardiac Shunt Study")	(G-0373, SRT, "Image Mode")=(R-409E4,SRT, "Doppler Pulsed") (R-4089A, SRT, "Cardiac Cycle Point")=(F-32020,SRT, "Systole") (G-C0E3, SRT, "Finding Site")=(T-32650,SRT, "Left Ventricle Outflow Tract") (G-C048, SRT, "Flow Direction")=(R-42047,SRT, "Antegrade Flow") (111031, DCM, "Image View")=(G-0395,SRT, "Apical long axis")

<i>ESAOTE MEASURE</i>	<i>BASE MEAS. CONCEPT NAME</i>	<i>SECTION</i>	<i>CONCEPT OR ACQUISITION CONTEXT MODIFIERS</i>
Qp/Qs	(29462-9, LN, "Pulmonary-to-Systemic Shunt Flow Ratio")	(P5-30031, SRT, "Cardiac Shunt Study")	(R-4089A, SRT, "Cardiac Cycle Point")=(F-32020, SRT, "Systole")
VALVE EVENT MARKERS			
MITRAL VALVE OPENING	(MN-158,99ESA_P1, "Mitral Valve Opening Time")	(T-35300, SRT, "Mitral Valve")	(G-0373, SRT, "Image Mode")=(R-409E4, SRT, "Doppler Pulsed") (R-4089A, SRT, "Cardiac Cycle Point")=(R-40B1B, SRT, "Early Diastole") (G-C0E3, SRT, "Finding Site")=(T-35300, SRT, "Mitral Valve") (G-C048, SRT, "Flow Direction")=(R-42047, SRT, "Antegrade Flow") (111031, DCM, "Image View")=(G-A19C, SRT, "Apical four chamber")
MITRAL VALVE CLOSURE	(MN-156,99ESA_P1, "Mitral Valve Closure Time")	(T-35300, SRT, "Mitral Valve")	(G-0373, SRT, "Image Mode")=(R-409E4, SRT, "Doppler Pulsed") (R-4089A, SRT, "Cardiac Cycle Point")=(F-32011, SRT, "End Diastole") (G-C0E3, SRT, "Finding Site")=(T-35300, SRT, "Mitral Valve") (G-C048, SRT, "Flow Direction")=(R-42047, SRT, "Antegrade Flow") (111031, DCM, "Image View")=(G-A19C, SRT, "Apical four chamber")
AORTIC VALVE OPENING	(MN-141,99ESA_P1, "Aortic Valve Opening Time")	(T-35400, SRT, "Aortic Valve")	(G-0373, SRT, "Image Mode")=(R-409E4, SRT, "Doppler Pulsed") (R-4089A, SRT, "Cardiac Cycle Point")=(F-32020, SRT, "Systole") (G-C0E3, SRT, "Finding Site")=(T-35400, SRT, "Aortic Valve") (G-C048, SRT, "Flow Direction")=(R-42047, SRT, "Antegrade Flow") (111031, DCM, "Image View")=(G-0395, SRT, "Apical long axis")
AORTIC VALVE CLOSURE	(MN-140,99ESA_P1, "Aortic Valve Closure Time")	(T-35400, SRT, "Aortic Valve")	(G-0373, SRT, "Image Mode")=(R-409E4, SRT, "Doppler Pulsed") (R-4089A, SRT, "Cardiac Cycle Point")=(109070, DCM, "End Systole") (G-C0E3, SRT, "Finding Site")=(T-35400, SRT, "Aortic Valve") (G-C048, SRT, "Flow Direction")=(R-42047, SRT, "Antegrade Flow") (111031, DCM, "Image View")=(G-0395, SRT, "Apical long axis")
CORONARY CARDIAC			
REST L ANT DESC PROX	(MN-173,99ESA_P1, "Rest Peak Velocity")	(T-43110, SRT, "Left Anterior Descending Coronary Artery")	(G-0373, SRT, "Image Mode")=(R-409E4, SRT, "Doppler Pulsed") (R-4089A, SRT, "Cardiac Cycle Point")=(F-32010, SRT, "Diastole") (G-C0E3, SRT, "Finding Site")=(T-43111, SRT, "Proximal Left Anterior Descending Coronary Artery") (G-C048, SRT, "Flow Direction")=(R-42047, SRT, "Antegrade Flow")
REST L ANT DESC MID	(MN-173,99ESA_P1, "Rest Peak Velocity")	(T-43110, SRT, "Left Anterior Descending Coronary Artery")	(G-0373, SRT, "Image Mode")=(R-409E4, SRT, "Doppler Pulsed") (R-4089A, SRT, "Cardiac Cycle Point")=(F-32010, SRT, "Diastole") (G-C0E3, SRT, "Finding Site")=(T-43115, SRT, "Mid Left Anterior Descending Coronary Artery") (G-C048, SRT, "Flow Direction")=(R-42047, SRT, "Antegrade Flow")
REST L ANT DESC DIST	(MN-173,99ESA_P1, "Rest Peak Velocity")	(T-43110, SRT, "Left Anterior Descending Coronary Artery")	(G-0373, SRT, "Image Mode")=(R-409E4, SRT, "Doppler Pulsed") (R-4089A, SRT, "Cardiac Cycle Point")=(F-32010, SRT, "Diastole") (G-C0E3, SRT, "Finding Site")=(T-43112, SRT, "Distal Left Anterior Descending Coronary Artery") (G-C048, SRT, "Flow Direction")=(R-42047, SRT, "Antegrade Flow")
POST L ANT DESC PROX	(MN-161,99ESA_P1, "Post Peak Velocity")	(T-43110, SRT, "Left Anterior Descending Coronary Artery")	(G-0373, SRT, "Image Mode")=(R-409E4, SRT, "Doppler Pulsed") (R-4089A, SRT, "Cardiac Cycle Point")=(F-32010, SRT, "Diastole") (G-C0E3, SRT, "Finding Site")=(T-43111, SRT, "Proximal Left Anterior Descending Coronary Artery") (G-C048, SRT, "Flow Direction")=(R-42047, SRT, "Antegrade Flow")
POST L ANT DESC MID	(MN-161,99ESA_P1, "Post Peak Velocity")	(T-43110, SRT, "Left Anterior Descending Coronary Artery")	(G-0373, SRT, "Image Mode")=(R-409E4, SRT, "Doppler Pulsed") (R-4089A, SRT, "Cardiac Cycle Point")=(F-32010, SRT, "Diastole") (G-C0E3, SRT, "Finding Site")=(T-43115, SRT, "Mid Left Anterior Descending Coronary Artery") (G-C048, SRT, "Flow Direction")=(R-42047, SRT, "Antegrade Flow")
POST L ANT DESC DIST	(MN-161,99ESA_P1, "Post Peak Velocity")	(T-43110, SRT, "Left Anterior Descending Coronary Artery")	(G-0373, SRT, "Image Mode")=(R-409E4, SRT, "Doppler Pulsed") (R-4089A, SRT, "Cardiac Cycle Point")=(F-32010, SRT, "Diastole") (G-C0E3, SRT, "Finding Site")=(T-43112, SRT, "Distal Left Anterior Descending Coronary Artery") (G-C048, SRT, "Flow Direction")=(R-42047, SRT, "Antegrade Flow")
COR FLOW RES PROX	(MN-162,99ESA_P1, "Post Peak Velocity To Rest Peak Velocity Ratio")	(T-43110, SRT, "Left Anterior Descending Coronary Artery")	(G-C0E3, SRT, "Finding Site")=(T-43111, SRT, "Proximal Left Anterior Descending Coronary Artery")

<i>ESAOTE MEASURE</i>	<i>BASE MEAS. CONCEPT NAME</i>	<i>SECTION</i>	<i>CONCEPT OR ACQUISITION CONTEXT MODIFIERS</i>
COR FLOW RES MID	(MN-162,99ESA_P1, "Post Peak Velocity To Rest Peak Velocity Ratio")	(T-43110,SRT, "Left Anterior Descending Coronary Artery")	(G-C0E3, SRT, "Finding Site")=(T-43115,SRT, "Mid Left Anterior Descending Coronary Artery")
COR FLOW RES DIST	(MN-162,99ESA_P1, "Post Peak Velocity To Rest Peak Velocity Ratio")	(T-43110,SRT, "Left Anterior Descending Coronary Artery")	(G-C0E3, SRT, "Finding Site")=(T-43112,SRT, "Distal Left Anterior Descending Coronary Artery")
B-MODE			
EF (SIMPSON BIPL)			
4C DIASTOLIC AREA	(G-0375,SRT, "Left Ventricular Diastolic Area")	(T-32600,SRT, "Left Ventricle")	(G-0373, SRT, "Image Mode")=(G-03A2,SRT, "2D mode") (R-4089A, SRT, "Cardiac Cycle Point")=(F-32011,SRT, "End Diastole") (G-C036, SRT, "Measurement Method")=(125207,DCM, "Method of Disks, Biplane") (G-C0E3, SRT, "Finding Site")=(T-32600,SRT, "Left Ventricle") (111031, DCM, "Image View")=(G-A19C,SRT, "Apical four chamber")
4C SYSTOLIC AREA	(G-0374,SRT, "Left Ventricular Systolic Area")	(T-32600,SRT, "Left Ventricle")	(G-0373, SRT, "Image Mode")=(G-03A2,SRT, "2D mode") (R-4089A, SRT, "Cardiac Cycle Point")=(109070,DCM, "End Systole") (G-C036, SRT, "Measurement Method")=(125207,DCM, "Method of Disks, Biplane") (G-C0E3, SRT, "Finding Site")=(T-32600,SRT, "Left Ventricle") (111031, DCM, "Image View")=(G-A19C,SRT, "Apical four chamber")
2C DIASTOLIC AREA	(G-0375,SRT, "Left Ventricular Diastolic Area")	(T-32600,SRT, "Left Ventricle")	(G-0373, SRT, "Image Mode")=(G-03A2,SRT, "2D mode") (R-4089A, SRT, "Cardiac Cycle Point")=(F-32011,SRT, "End Diastole") (G-C036, SRT, "Measurement Method")=(125207,DCM, "Method of Disks, Biplane") (G-C0E3, SRT, "Finding Site")=(T-32600,SRT, "Left Ventricle") (111031, DCM, "Image View")=(G-A19B,SRT, "Apical two chamber")
2C SYSTOLIC AREA	(G-0374,SRT, "Left Ventricular Systolic Area")	(T-32600,SRT, "Left Ventricle")	(G-0373, SRT, "Image Mode")=(G-03A2,SRT, "2D mode") (R-4089A, SRT, "Cardiac Cycle Point")=(109070,DCM, "End Systole") (G-C036, SRT, "Measurement Method")=(125207,DCM, "Method of Disks, Biplane") (G-C0E3, SRT, "Finding Site")=(T-32600,SRT, "Left Ventricle") (111031, DCM, "Image View")=(G-A19B,SRT, "Apical two chamber")
LV DIASTOLIC VOLUME	(18026-5,LN, "Left Ventricular End Diastolic Volume")	(T-32600,SRT, "Left Ventricle")	(G-0373, SRT, "Image Mode")=(G-03A2,SRT, "2D mode") (R-4089A, SRT, "Cardiac Cycle Point")=(F-32011,SRT, "End Diastole") (G-C036, SRT, "Measurement Method")=(125207,DCM, "Method of Disks, Biplane") (G-C0E3, SRT, "Finding Site")=(T-32600,SRT, "Left Ventricle")
LV SYSTOLIC VOLUME	(18148-7,LN, "Left Ventricular End Systolic Volume")	(T-32600,SRT, "Left Ventricle")	(G-0373, SRT, "Image Mode")=(G-03A2,SRT, "2D mode") (R-4089A, SRT, "Cardiac Cycle Point")=(109070,DCM, "End Systole") (G-C036, SRT, "Measurement Method")=(125207,DCM, "Method of Disks, Biplane") (G-C0E3, SRT, "Finding Site")=(T-32600,SRT, "Left Ventricle")
LV DIA VOL INDEX	(MN-130,99ESA_P1, "LV Diastolic Volume To BSA Ratio")	(T-32600,SRT, "Left Ventricle")	(G-0373, SRT, "Image Mode")=(G-03A2,SRT, "2D mode") (R-4089A, SRT, "Cardiac Cycle Point")=(F-32011,SRT, "End Diastole") (G-C036, SRT, "Measurement Method")=(125207,DCM, "Method of Disks, Biplane") (G-C0E3, SRT, "Finding Site")=(T-32600,SRT, "Left Ventricle") (111031, DCM, "Image View")=(G-A19C,SRT, "Apical four chamber")
LV SYS VOL INDEX	(MN-131,99ESA_P1, "LV Systolic Volume To BSA Ratio")	(T-32600,SRT, "Left Ventricle")	(G-0373, SRT, "Image Mode")=(G-03A2,SRT, "2D mode") (R-4089A, SRT, "Cardiac Cycle Point")=(109070,DCM, "End Systole") (G-C036, SRT, "Measurement Method")=(125207,DCM, "Method of Disks, Biplane") (G-C0E3, SRT, "Finding Site")=(T-32600,SRT, "Left Ventricle") (111031, DCM, "Image View")=(G-A19C,SRT, "Apical four chamber")
EJECTION FRACTION	(18043-0,LN, "Left Ventricular Ejection")	(T-32600,SRT, "Left Ventricle")	(G-0373, SRT, "Image Mode")=(G-03A2,SRT, "2D mode") (G-C036, SRT, "Measurement Method")=(125207,DCM, "Method of Disks, Biplane")

<i>ESAOTE MEASURE</i>	<i>BASE MEAS. CONCEPT NAME</i>	<i>SECTION</i>	<i>CONCEPT OR ACQUISITION CONTEXT MODIFIERS</i>
	Fraction")		(G-C0E3, SRT, "Finding Site")=(T-32600,SRT, "Left Ventricle")
STROKE VOLUME	(F-32120,SRT, "Stroke Volume")	(T-32600,SRT, "Left Ventricle")	(G-0373, SRT, "Image Mode")=(G-03A2,SRT, "2D mode") (G-C036, SRT, "Measurement Method")=(125207,DCM, "Method of Disks, Biplane") (G-C0E3, SRT, "Finding Site")=(T-32600,SRT, "Left Ventricle")
STROKE INDEX	(F-00078,SRT, "Stroke Index")	(T-32600,SRT, "Left Ventricle")	(G-0373, SRT, "Image Mode")=(G-03A2,SRT, "2D mode") (G-C036, SRT, "Measurement Method")=(125207,DCM, "Method of Disks, Biplane") (G-C0E3, SRT, "Finding Site")=(T-32600,SRT, "Left Ventricle")
HEART RATE	(8867-4,LN, "Heart rate")	(T-32600,SRT, "Left Ventricle")	(G-C036, SRT, "Measurement Method")=(125207,DCM, "Method of Disks, Biplane") (G-C0E3, SRT, "Finding Site")=(T-32600,SRT, "Left Ventricle")
CARDIAC OUTPUT	(F-32100,SRT, "Cardiac Output")	(T-32600,SRT, "Left Ventricle")	(G-0373, SRT, "Image Mode")=(G-03A2,SRT, "2D mode") (G-C036, SRT, "Measurement Method")=(125207,DCM, "Method of Disks, Biplane") (G-C0E3, SRT, "Finding Site")=(T-32600,SRT, "Left Ventricle")
CARDIAC INDEX	(F-32110,SRT, "Cardiac Index")	(T-32600,SRT, "Left Ventricle")	(G-0373, SRT, "Image Mode")=(G-03A2,SRT, "2D mode") (G-C036, SRT, "Measurement Method")=(125207,DCM, "Method of Disks, Biplane") (G-C0E3, SRT, "Finding Site")=(T-32600,SRT, "Left Ventricle")
EF (SIMPSON SING P)			
4C DIASTOLIC AREA	(G-0375,SRT, "Left Ventricular Diastolic Area")	(T-32600,SRT, "Left Ventricle")	(G-0373, SRT, "Image Mode")=(G-03A2,SRT, "2D mode") (R-4089A, SRT, "Cardiac Cycle Point")=(F-32011,SRT, "End Diastole") (G-C036, SRT, "Measurement Method")=(125208,DCM, "Method of Disks, Single Plane") (G-C0E3, SRT, "Finding Site")=(T-32600,SRT, "Left Ventricle") (111031, DCM, "Image View")=(G-A19C,SRT, "Apical four chamber")
4C SYSTOLIC AREA	(G-0374,SRT, "Left Ventricular Systolic Area")	(T-32600,SRT, "Left Ventricle")	(G-0373, SRT, "Image Mode")=(G-03A2,SRT, "2D mode") (R-4089A, SRT, "Cardiac Cycle Point")=(109070,DCM, "End Systole") (G-C036, SRT, "Measurement Method")=(125208,DCM, "Method of Disks, Single Plane") (G-C0E3, SRT, "Finding Site")=(T-32600,SRT, "Left Ventricle") (111031, DCM, "Image View")=(G-A19C,SRT, "Apical four chamber")
LV DIASTOLIC VOLUME	(18026-5,LN, "Left Ventricular End Diastolic Volume")	(T-32600,SRT, "Left Ventricle")	(G-0373, SRT, "Image Mode")=(G-03A2,SRT, "2D mode") (R-4089A, SRT, "Cardiac Cycle Point")=(F-32011,SRT, "End Diastole") (G-C036, SRT, "Measurement Method")=(125208,DCM, "Method of Disks, Single Plane") (G-C0E3, SRT, "Finding Site")=(T-32600,SRT, "Left Ventricle")
LV SYSTOLIC VOLUME	(18148-7,LN, "Left Ventricular End Systolic Volume")	(T-32600,SRT, "Left Ventricle")	(G-0373, SRT, "Image Mode")=(G-03A2,SRT, "2D mode") (R-4089A, SRT, "Cardiac Cycle Point")=(109070,DCM, "End Systole") (G-C036, SRT, "Measurement Method")=(125208,DCM, "Method of Disks, Single Plane") (G-C0E3, SRT, "Finding Site")=(T-32600,SRT, "Left Ventricle")
LV DIA VOL INDEX	(MN-130,99ESA_P1, "LV Diastolic Volume To BSA Ratio")	(T-32600,SRT, "Left Ventricle")	(G-0373, SRT, "Image Mode")=(G-03A2,SRT, "2D mode") (R-4089A, SRT, "Cardiac Cycle Point")=(F-32011,SRT, "End Diastole") (G-C036, SRT, "Measurement Method")=(125208,DCM, "Method of Disks, Single Plane") (G-C0E3, SRT, "Finding Site")=(T-32600,SRT, "Left Ventricle")
LV SYS VOL INDEX	(MN-131,99ESA_P1, "LV Systolic Volume To BSA Ratio")	(T-32600,SRT, "Left Ventricle")	(G-0373, SRT, "Image Mode")=(G-03A2,SRT, "2D mode") (R-4089A, SRT, "Cardiac Cycle Point")=(109070,DCM, "End Systole") (G-C036, SRT, "Measurement Method")=(125208,DCM, "Method of Disks, Single Plane") (G-C0E3, SRT, "Finding Site")=(T-32600,SRT, "Left Ventricle")
EJECTION FRACTION	(18043-0,LN, "Left Ventricular Ejection Fraction")	(T-32600,SRT, "Left Ventricle")	(G-0373, SRT, "Image Mode")=(G-03A2,SRT, "2D mode") (G-C036, SRT, "Measurement Method")=(125208,DCM, "Method of Disks, Single Plane") (G-C0E3, SRT, "Finding Site")=(T-32600,SRT, "Left Ventricle")
STROKE VOLUME	(F-32120,SRT, "Stroke Volume")	(T-32600,SRT, "Left Ventricle")	(G-0373, SRT, "Image Mode")=(G-03A2,SRT, "2D mode") (G-C036, SRT, "Measurement Method")=(125208,DCM, "Method of Disks, Single Plane") (G-C0E3, SRT, "Finding Site")=(T-32600,SRT, "Left Ventricle")

<i>ESAOTE MEASURE</i>	<i>BASE MEAS. CONCEPT NAME</i>	<i>SECTION</i>	<i>CONCEPT OR ACQUISITION CONTEXT MODIFIERS</i>
STROKE INDEX	(F-00078,SRT, "Stroke Index")	(T-32600,SRT, "Left Ventricle")	(G-0373, SRT, "Image Mode")=(G-03A2,SRT, "2D mode") (G-C036, SRT, "Measurement Method")=(125208,DCM, "Method of Disks, Single Plane") (G-C0E3, SRT, "Finding Site")=(T-32600,SRT, "Left Ventricle")
HEART RATE	(8867-4,LN, "Heart rate")	(T-32600,SRT, "Left Ventricle")	(G-C036, SRT, "Measurement Method")=(125208,DCM, "Method of Disks, Single Plane") (G-C0E3, SRT, "Finding Site")=(T-32600,SRT, "Left Ventricle")
CARDIAC OUTPUT	(F-32100,SRT, "Cardiac Output")	(T-32600,SRT, "Left Ventricle")	(G-0373, SRT, "Image Mode")=(G-03A2,SRT, "2D mode") (G-C036, SRT, "Measurement Method")=(125208,DCM, "Method of Disks, Single Plane") (G-C0E3, SRT, "Finding Site")=(T-32600,SRT, "Left Ventricle")
CARDIAC INDEX	(F-32110,SRT, "Cardiac Index")	(T-32600,SRT, "Left Ventricle")	(G-0373, SRT, "Image Mode")=(G-03A2,SRT, "2D mode") (G-C036, SRT, "Measurement Method")=(125208,DCM, "Method of Disks, Single Plane") (G-C0E3, SRT, "Finding Site")=(T-32600,SRT, "Left Ventricle")
EF (AREA-LENGTH)			
LV DIASTOLIC AREA	(G-0375,SRT, "Left Ventricular Diastolic Area")	(T-32600,SRT, "Left Ventricle")	(G-0373, SRT, "Image Mode")=(G-03A2,SRT, "2D mode") (R-4089A, SRT, "Cardiac Cycle Point")=(F-32011,SRT, "End Diastole") (G-C036, SRT, "Measurement Method")=(125205,DCM, "Area-Length Single Plane") (G-C0E3, SRT, "Finding Site")=(T-32600,SRT, "Left Ventricle") (111031, DCM, "Image View")=(G-A19C,SRT, "Apical four chamber")
LV DIASTOLIC AXIS	(18077-8,LN, "Left Ventricle diastolic major axis")	(T-32600,SRT, "Left Ventricle")	(G-0373, SRT, "Image Mode")=(G-03A2,SRT, "2D mode") (R-4089A, SRT, "Cardiac Cycle Point")=(F-32011,SRT, "End Diastole") (G-C036, SRT, "Measurement Method")=(125205,DCM, "Area-Length Single Plane") (G-C0E3, SRT, "Finding Site")=(T-32600,SRT, "Left Ventricle") (111031, DCM, "Image View")=(G-A19C,SRT, "Apical four chamber")
LV DIASTOLIC VOLUME	(18026-5,LN, "Left Ventricular End Diastolic Volume")	(T-32600,SRT, "Left Ventricle")	(G-0373, SRT, "Image Mode")=(G-03A2,SRT, "2D mode") (R-4089A, SRT, "Cardiac Cycle Point")=(F-32011,SRT, "End Diastole") (G-C036, SRT, "Measurement Method")=(125205,DCM, "Area-Length Single Plane") (G-C0E3, SRT, "Finding Site")=(T-32600,SRT, "Left Ventricle") (111031, DCM, "Image View")=(G-A19C,SRT, "Apical four chamber")
LV SYSTOLIC AREA	(G-0374,SRT, "Left Ventricular Systolic Area")	(T-32600,SRT, "Left Ventricle")	(G-0373, SRT, "Image Mode")=(G-03A2,SRT, "2D mode") (R-4089A, SRT, "Cardiac Cycle Point")=(109070,DCM, "End Systole") (G-C036, SRT, "Measurement Method")=(125205,DCM, "Area-Length Single Plane") (G-C0E3, SRT, "Finding Site")=(T-32600,SRT, "Left Ventricle") (111031, DCM, "Image View")=(G-A19C,SRT, "Apical four chamber")
LV SYSTOLIC AXIS	(29438-9,LN, "Left Ventricle Internal Systolic Dimension")	(T-32600,SRT, "Left Ventricle")	(G-0373, SRT, "Image Mode")=(G-03A2,SRT, "2D mode") (R-4089A, SRT, "Cardiac Cycle Point")=(109070,DCM, "End Systole") (G-C036, SRT, "Measurement Method")=(125205,DCM, "Area-Length Single Plane") (G-C0E3, SRT, "Finding Site")=(T-32600,SRT, "Left Ventricle") (111031, DCM, "Image View")=(G-A19C,SRT, "Apical four chamber")
LV SYSTOLIC VOLUME	(18148-7,LN, "Left Ventricular End Systolic Volume")	(T-32600,SRT, "Left Ventricle")	(G-0373, SRT, "Image Mode")=(G-03A2,SRT, "2D mode") (R-4089A, SRT, "Cardiac Cycle Point")=(109070,DCM, "End Systole") (G-C036, SRT, "Measurement Method")=(125205,DCM, "Area-Length Single Plane") (G-C0E3, SRT, "Finding Site")=(T-32600,SRT, "Left Ventricle") (111031, DCM, "Image View")=(G-A19C,SRT, "Apical four chamber")
LV DIA VOL INDEX	(MN-130,99ESA_P1, "LV Diastolic Volume To BSA Ratio")	(T-32600,SRT, "Left Ventricle")	(G-0373, SRT, "Image Mode")=(G-03A2,SRT, "2D mode") (R-4089A, SRT, "Cardiac Cycle Point")=(F-32011,SRT, "End Diastole") (G-C036, SRT, "Measurement Method")=(125205,DCM, "Area-Length Single Plane") (G-C0E3, SRT, "Finding Site")=(T-32600,SRT, "Left Ventricle") (111031, DCM, "Image View")=(G-A19C,SRT, "Apical four chamber")
LV SYS VOL INDEX	(MN-131,99ESA_P1, "LV Systolic Volume To BSA Ratio")	(T-32600,SRT, "Left Ventricle")	(G-0373, SRT, "Image Mode")=(G-03A2,SRT, "2D mode") (R-4089A, SRT, "Cardiac Cycle Point")=(109070,DCM, "End Systole") (G-C036, SRT, "Measurement Method")=(125205,DCM, "Area-Length Single Plane") (G-C0E3, SRT, "Finding Site")=(T-32600,SRT, "Left Ventricle")

ESAOTE MEASURE	BASE MEAS. CONCEPT NAME	SECTION	CONCEPT OR ACQUISITION CONTEXT MODIFIERS
			(111031, DCM, "Image View")=(G-A19C,SRT, "Apical four chamber")
EJECTION FRACTION	(18043-0,LN, "Left Ventricular Ejection Fraction")	(T-32600,SRT, "Left Ventricle")	(G-0373, SRT, "Image Mode")=(G-03A2,SRT, "2D mode") (G-C036, SRT, "Measurement Method")=(125205,DCM, "Area-Length Single Plane") (G-C0E3, SRT, "Finding Site")=(T-32600,SRT, "Left Ventricle") (111031, DCM, "Image View")=(G-A19C,SRT, "Apical four chamber")
STROKE VOLUME	(F-32120,SRT, "Stroke Volume")	(T-32600,SRT, "Left Ventricle")	(G-0373, SRT, "Image Mode")=(G-03A2,SRT, "2D mode") (G-C036, SRT, "Measurement Method")=(125205,DCM, "Area-Length Single Plane") (G-C0E3, SRT, "Finding Site")=(T-32600,SRT, "Left Ventricle") (111031, DCM, "Image View")=(G-A19C,SRT, "Apical four chamber")
STROKE INDEX	(F-00078,SRT, "Stroke Index")	(T-32600,SRT, "Left Ventricle")	(G-0373, SRT, "Image Mode")=(G-03A2,SRT, "2D mode") (G-C036, SRT, "Measurement Method")=(125205,DCM, "Area-Length Single Plane") (G-C0E3, SRT, "Finding Site")=(T-32600,SRT, "Left Ventricle") (111031, DCM, "Image View")=(G-A19C,SRT, "Apical four chamber")
HEART RATE	(8867-4,LN, "Heart rate")	(T-32600,SRT, "Left Ventricle")	(G-C036, SRT, "Measurement Method")=(125205,DCM, "Area-Length Single Plane") (G-C0E3, SRT, "Finding Site")=(T-32600,SRT, "Left Ventricle")
CARDIAC OUTPUT	(F-32100,SRT, "Cardiac Output")	(T-32600,SRT, "Left Ventricle")	(G-0373, SRT, "Image Mode")=(G-03A2,SRT, "2D mode") (G-C036, SRT, "Measurement Method")=(125205,DCM, "Area-Length Single Plane") (G-C0E3, SRT, "Finding Site")=(T-32600,SRT, "Left Ventricle")
CARDIAC INDEX	(F-32110,SRT, "Cardiac Index")	(T-32600,SRT, "Left Ventricle")	(G-0373, SRT, "Image Mode")=(G-03A2,SRT, "2D mode") (G-C036, SRT, "Measurement Method")=(125205,DCM, "Area-Length Single Plane") (G-C0E3, SRT, "Finding Site")=(T-32600,SRT, "Left Ventricle")
LV %AREA CHANGES			
LV DIASTOLIC AREA	(G-0375,SRT, "Left Ventricular Diastolic Area")	(T-32600,SRT, "Left Ventricle")	(G-0373, SRT, "Image Mode")=(G-03A2,SRT, "2D mode") (R-4089A, SRT, "Cardiac Cycle Point")=(F-32010,SRT, "Diastole") (G-C036, SRT, "Measurement Method")=(125220,DCM, "Planimetry") (111031, DCM, "Image View")=(G-0397,SRT, "Parasternal short axis")
LV SYSTOLIC AREA	(G-0374,SRT, "Left Ventricular Systolic Area")	(T-32600,SRT, "Left Ventricle")	(G-0373, SRT, "Image Mode")=(G-03A2,SRT, "2D mode") (R-4089A, SRT, "Cardiac Cycle Point")=(F-32020,SRT, "Systole") (G-C036, SRT, "Measurement Method")=(125220,DCM, "Planimetry") (111031, DCM, "Image View")=(G-0397,SRT, "Parasternal short axis")
LV %AREA CHANGES	(G-0376,SRT, "Left Ventricular Fractional Area Change")	(T-32600,SRT, "Left Ventricle")	(G-0373, SRT, "Image Mode")=(G-03A2,SRT, "2D mode")
LEFT VENTRICLE			
IV SEPTUM-DIASTOLE	(18154-5,LN, "Interventricular Septum Diastolic Thickness")	(T-32600,SRT, "Left Ventricle")	(G-0373, SRT, "Image Mode")=(G-03A2,SRT, "2D mode") (R-4089A, SRT, "Cardiac Cycle Point")=(F-32011,SRT, "End Diastole") (G-C0E3, SRT, "Finding Site")=(T-32600,SRT, "Left Ventricle") (111031, DCM, "Image View")=(G-0396,SRT, "Parasternal long axis")
LV DIAMETER-DIAST	(29436-3,LN, "Left Ventricle Internal End Diastolic Dimension")	(T-32600,SRT, "Left Ventricle")	(G-0373, SRT, "Image Mode")=(G-03A2,SRT, "2D mode") (R-4089A, SRT, "Cardiac Cycle Point")=(F-32011,SRT, "End Diastole") (G-C0E3, SRT, "Finding Site")=(T-32600,SRT, "Left Ventricle") (111031, DCM, "Image View")=(G-0396,SRT, "Parasternal long axis")
POST WALL-DIASTOLE	(18152-9,LN, "Left Ventricle Posterior Wall Diastolic Thickness")	(T-32600,SRT, "Left Ventricle")	(G-0373, SRT, "Image Mode")=(G-03A2,SRT, "2D mode") (R-4089A, SRT, "Cardiac Cycle Point")=(F-32011,SRT, "End Diastole") (G-C0E3, SRT, "Finding Site")=(T-32600,SRT, "Left Ventricle") (111031, DCM, "Image View")=(G-0396,SRT, "Parasternal long axis")
LV DIAMETER-SYST	(29438-9,LN, "Left Ventricle Internal Systolic Dimension")	(T-32600,SRT, "Left Ventricle")	(G-0373, SRT, "Image Mode")=(G-03A2,SRT, "2D mode") (R-4089A, SRT, "Cardiac Cycle Point")=(109070,DCM, "End Systole") (G-C0E3, SRT, "Finding Site")=(T-32600,SRT, "Left Ventricle") (111031, DCM, "Image View")=(G-0396,SRT, "Parasternal long axis")

<i>ESAOTE MEASURE</i>	<i>BASE MEAS. CONCEPT NAME</i>	<i>SECTION</i>	<i>CONCEPT OR ACQUISITION CONTEXT MODIFIERS</i>
EJECTION FRACTION	(18043-0, LN, "Left Ventricular Ejection Fraction")	(T-32600, SRT, "Left Ventricle")	(G-0373, SRT, "Image Mode")=(G-03A2, SRT, "2D mode") (G-C036, SRT, "Measurement Method")=(125206, DCM, "Cube Method") (G-C0E3, SRT, "Finding Site")=(T-32600, SRT, "Left Ventricle") (111031, DCM, "Image View")=(G-A19C, SRT, "Apical four chamber")
LV FRACT SHORTENING	(18051-3, LN, "Left Ventricular Fractional Shortening")	(T-32600, SRT, "Left Ventricle")	(G-0373, SRT, "Image Mode")=(G-03A2, SRT, "2D mode") (G-C0E3, SRT, "Finding Site")=(T-32600, SRT, "Left Ventricle") (111031, DCM, "Image View")=(G-0396, SRT, "Parasternal long axis")
LV MASS	(18087-7, LN, "Left Ventricle Mass")	(T-32600, SRT, "Left Ventricle")	(G-0373, SRT, "Image Mode")=(G-03A2, SRT, "2D mode") (R-4089A, SRT, "Cardiac Cycle Point")=(F-32010, SRT, "Diastole") (111031, DCM, "Image View")=(G-0396, SRT, "Parasternal long axis")
MV TENTING AREA	(MN-159,99ESA_P1, "Mitral Valve Tenting Area")	(T-32600, SRT, "Left Ventricle")	(G-0373, SRT, "Image Mode")=(G-03A2, SRT, "2D mode") (R-4089A, SRT, "Cardiac Cycle Point")=(F-32020, SRT, "Systole") (G-C036, SRT, "Measurement Method")=(125220, DCM, "Planimetry") (G-C0E3, SRT, "Finding Site")=(T-35300, SRT, "Mitral Valve")
MV COAPT DEPTH	(MN-157,99ESA_P1, "Mitral Valve Coaptation Depth")	(T-32600, SRT, "Left Ventricle")	(G-0373, SRT, "Image Mode")=(G-03A2, SRT, "2D mode") (R-4089A, SRT, "Cardiac Cycle Point")=(F-32020, SRT, "Systole") (G-C0E3, SRT, "Finding Site")=(T-35300, SRT, "Mitral Valve")
AORTA/LEFT ATRIUM			
AORTIC PLANIMETRY	(G-038E, SRT, "Cardiovascular Orifice Area")	(T-42000, SRT, "Aorta")	(G-0373, SRT, "Image Mode")=(G-03A2, SRT, "2D mode") (G-C036, SRT, "Measurement Method")=(125220, DCM, "Planimetry") (G-C0E3, SRT, "Finding Site")=(T-42000, SRT, "Aorta") (111031, DCM, "Image View")=(G-0397, SRT, "Parasternal short axis")
INDEXED AORTIC AREA	(MN-129,99EASOTE_P2, "Aortic Area To BSA Ratio")	(T-42000, SRT, "Aorta")	(G-0373, SRT, "Image Mode")=(G-03A2, SRT, "2D mode") (G-C0E3, SRT, "Finding Site")=(T-42000, SRT, "Aorta") (111031, DCM, "Image View")=(G-0397, SRT, "Parasternal short axis")
AORTIC VALVE OPENING	(17996-0, LN, "Aortic Valve Cusp Separation")	(T-42000, SRT, "Aorta")	(G-0373, SRT, "Image Mode")=(G-03A2, SRT, "2D mode") (G-C0E3, SRT, "Finding Site")=(T-42000, SRT, "Aorta") (111031, DCM, "Image View")=(G-0396, SRT, "Parasternal long axis")
SIN VALSALVA DIAM	(M-02550, SRT, "Diameter")	(T-42000, SRT, "Aorta")	(G-0373, SRT, "Image Mode")=(G-03A2, SRT, "2D mode") (G-C0E3, SRT, "Finding Site")=(T-42200, SRT, "Structure Sinus of Valsalva") (111031, DCM, "Image View")=(G-0396, SRT, "Parasternal long axis")
SINOTUB JUNCT DIAM	(M-02550, SRT, "Diameter")	(T-42000, SRT, "Aorta")	(G-0373, SRT, "Image Mode")=(G-03A2, SRT, "2D mode") (G-C0E3, SRT, "Finding Site")=(T-42102, SRT, "Aortic Sinotubular Junction") (111031, DCM, "Image View")=(G-0396, SRT, "Parasternal long axis")
ASC AO DIAMETER	(18012-5, LN, "Ascending Aortic Diameter")	(T-42000, SRT, "Aorta")	(G-0373, SRT, "Image Mode")=(G-03A2, SRT, "2D mode") (G-C0E3, SRT, "Finding Site")=(T-42000, SRT, "Aorta")
AO ARCH DIAMETER	(18011-7, LN, "Aortic Arch Diameter")	(T-42000, SRT, "Aorta")	(G-0373, SRT, "Image Mode")=(G-03A2, SRT, "2D mode") (G-C0E3, SRT, "Finding Site")=(T-42000, SRT, "Aorta")
ASC AO INNER EDGE	(18012-5, LN, "Ascending Aortic Diameter")	(T-42000, SRT, "Aorta")	(G-0373, SRT, "Image Mode")=(G-03A2, SRT, "2D mode") (G-C0E3, SRT, "Finding Site")=(T-42100, SRT, "Ascending aorta") (111031, DCM, "Image View")=(G-0396, SRT, "Parasternal long axis")
LA DIAMETER	(29469-4, LN, "Left Atrium Antero-posterior Systolic Dimension")	(T-32300, SRT, "Left Atrium")	(G-0373, SRT, "Image Mode")=(G-03A2, SRT, "2D mode") (R-4089A, SRT, "Cardiac Cycle Point")=(F-32020, SRT, "Systole")
LEFT ATRIUM/AO DIAM	(17985-3, LN, "Left Atrium to Aortic Root Ratio")	(T-32300, SRT, "Left Atrium")	(G-0373, SRT, "Image Mode")=(G-03A2, SRT, "2D mode") (R-4089A, SRT, "Cardiac Cycle Point")=(F-32020, SRT, "Systole")
RIGHT VENTRICLE			

<i>ESAOTE MEASURE</i>	<i>BASE MEAS. CONCEPT NAME</i>	<i>SECTION</i>	<i>CONCEPT OR ACQUISITION CONTEXT MODIFIERS</i>
BASAL RV DIAST DIAM	(MN-179,99ESA_P1, "Right Ventricular Basal Dimension")	(T-32500,SRT, "Right Ventricle")	(G-0373, SRT, "Image Mode")=(G-03A2,SRT, "2D mode") (R-4089A, SRT, "Cardiac Cycle Point")=(F-32011,SRT, "End Diastole") (111031, DCM, "Image View")=(G-A19C,SRT, "Apical four chamber")
MID RV DIAST DIAM	(MN-182,99ESA_P1, "Right Ventricular Mid Cavity Dimension")	(T-32500,SRT, "Right Ventricle")	(G-0373, SRT, "Image Mode")=(G-03A2,SRT, "2D mode") (R-4089A, SRT, "Cardiac Cycle Point")=(F-32011,SRT, "End Diastole") (111031, DCM, "Image View")=(G-A19C,SRT, "Apical four chamber")
RV LAX DIAST	(MN-181,99ESA_P1, "Right Ventricular Longitudinal Dimension")	(T-32500,SRT, "Right Ventricle")	(G-0373, SRT, "Image Mode")=(G-03A2,SRT, "2D mode") (R-4089A, SRT, "Cardiac Cycle Point")=(F-32011,SRT, "End Diastole") (111031, DCM, "Image View")=(G-A19C,SRT, "Apical four chamber")
RV DIASTOLIC AREA	(MN-178,99ESA_P1, "Right Ventricular Area")	(T-32500,SRT, "Right Ventricle")	(G-0373, SRT, "Image Mode")=(G-03A2,SRT, "2D mode") (R-4089A, SRT, "Cardiac Cycle Point")=(F-32011,SRT, "End Diastole") (G-C036, SRT, "Measurement Method")=(125220,DCM, "Planimetry") (111031, DCM, "Image View")=(G-A19C,SRT, "Apical four chamber")
RV SYSTOLIC AREA	(MN-178,99ESA_P1, "Right Ventricular Area")	(T-32500,SRT, "Right Ventricle")	(G-0373, SRT, "Image Mode")=(G-03A2,SRT, "2D mode") (R-4089A, SRT, "Cardiac Cycle Point")=(109070,DCM, "End Systole") (G-C036, SRT, "Measurement Method")=(125220,DCM, "Planimetry") (111031, DCM, "Image View")=(G-A19C,SRT, "Apical four chamber")
RV % AREA CHANGES	(MN-180,99ESA_P1, "Right Ventricular Fractional Area Change")	(T-32500,SRT, "Right Ventricle")	(G-0373, SRT, "Image Mode")=(G-03A2,SRT, "2D mode") (111031, DCM, "Image View")=(G-A19C,SRT, "Apical four chamber")
RV DIAMETER-DIAST	(20304-2,LN, "Right Ventricular Internal Diastolic Dimension")	(T-32500,SRT, "Right Ventricle")	(G-0373, SRT, "Image Mode")=(G-03A2,SRT, "2D mode") (R-4089A, SRT, "Cardiac Cycle Point")=(F-32011,SRT, "End Diastole") (111031, DCM, "Image View")=(G-0396,SRT, "Parasternal long axis")
RV/LV RATIO (DIAS)	(MN-184,99ESA_P1, "RV Diameter To LV Diameter Ratio")	(T-32500,SRT, "Right Ventricle")	(G-0373, SRT, "Image Mode")=(G-03A2,SRT, "2D mode") (R-4089A, SRT, "Cardiac Cycle Point")=(F-32011,SRT, "End Diastole")
RV AREA	(MN-178,99ESA_P1, "Right Ventricular Area")	(T-32500,SRT, "Right Ventricle")	(G-0373, SRT, "Image Mode")=(G-03A2,SRT, "2D mode") (R-4089A, SRT, "Cardiac Cycle Point")=(F-32011,SRT, "End Diastole") (G-C036, SRT, "Measurement Method")=(125205,DCM, "Area-Length Single Plane") (111031, DCM, "Image View")=(G-A19C,SRT, "Apical four chamber")
RV LONG AXIS	(20304-2,LN, "Right Ventricular Internal Diastolic Dimension")	(T-32500,SRT, "Right Ventricle")	(G-0373, SRT, "Image Mode")=(G-03A2,SRT, "2D mode") (R-4089A, SRT, "Cardiac Cycle Point")=(F-32011,SRT, "End Diastole") (G-C036, SRT, "Measurement Method")=(125205,DCM, "Area-Length Single Plane") (111031, DCM, "Image View")=(G-A19C,SRT, "Apical four chamber")
RV VOLUME	(MN-183,99ESA_P1, "Right Ventricular Volume")	(T-32500,SRT, "Right Ventricle")	(G-0373, SRT, "Image Mode")=(G-03A2,SRT, "2D mode") (R-4089A, SRT, "Cardiac Cycle Point")=(F-32011,SRT, "End Diastole") (G-C036, SRT, "Measurement Method")=(125205,DCM, "Area-Length Single Plane") (111031, DCM, "Image View")=(G-A19C,SRT, "Apical four chamber")
RVOT/PULM ART			
PULM VALVE ANN DIAM	(MN-164,99ESA_P1, "Pulmonary Artery Diameter")	(T-35200,SRT, "Pulmonic Valve")	(G-0373, SRT, "Image Mode")=(G-03A2,SRT, "2D mode") (G-C0E3, SRT, "Finding Site")=(T-32550,SRT, "Right Ventricle Outflow Tract") (111031, DCM, "Image View")=(G-0397,SRT, "Parasternal short axis")
PULM VALVE AREA (d)	(F-02321,SRT, "Pulmonic Valve Area")	(T-35200,SRT, "Pulmonic Valve")	(G-0373, SRT, "Image Mode")=(G-03A2,SRT, "2D mode") (G-C0E3, SRT, "Finding Site")=(T-32550,SRT, "Right Ventricle Outflow Tract") (111031, DCM, "Image View")=(G-0397,SRT, "Parasternal short axis")
RVOT	(MN-	(T-35200,SRT,	(G-0373, SRT, "Image Mode")=(G-03A2,SRT, "2D mode")

<i>ESAOTE MEASURE</i>	<i>BASE MEAS. CONCEPT NAME</i>	<i>SECTION</i>	<i>CONCEPT OR ACQUISITION CONTEXT MODIFIERS</i>
DIAMETER	177,99ESA_P1, "Right Ventricle Outflow Tract Diameter")	"Pulmonic Valve")	(G-C0E3, SRT, "Finding Site")=(T-32550,SRT, "Right Ventricle Outflow Tract") (111031, DCM, "Image View")=(G-0397,SRT, "Parasternal short axis")
RVOT AREA (d)	(MN-176,99ESA_P1, "Right Ventricle Outflow Tract Area")	(T-35200,SRT, "Pulmonic Valve")	(G-0373, SRT, "Image Mode")=(G-03A2,SRT, "2D mode") (G-C0E3, SRT, "Finding Site")=(T-32550,SRT, "Right Ventricle Outflow Tract") (111031, DCM, "Image View")=(G-0397,SRT, "Parasternal short axis")
MITRAL			
MIT ANNULUS DIAMETER	(G-038F,SRT, "Cardiovascular Orifice Diameter")	(T-35300,SRT, "Mitral Valve")	(G-0373, SRT, "Image Mode")=(G-03A2,SRT, "2D mode") (G-C0E3, SRT, "Finding Site")=(T-35313,SRT, "Mitral Annulus") (111031, DCM, "Image View")=(G-0397,SRT, "Parasternal short axis")
MIT ANNULUS AREA	(G-038E,SRT, "Cardiovascular Orifice Area")	(T-35300,SRT, "Mitral Valve")	(G-0373, SRT, "Image Mode")=(G-03A2,SRT, "2D mode") (G-C0E3, SRT, "Finding Site")=(T-35313,SRT, "Mitral Annulus") (111031, DCM, "Image View")=(G-0397,SRT, "Parasternal short axis")
MITRAL AREA	(G-038E,SRT, "Cardiovascular Orifice Area")	(T-35300,SRT, "Mitral Valve")	(G-0373, SRT, "Image Mode")=(G-03A2,SRT, "2D mode") (G-C036, SRT, "Measurement Method")=(125220,DCM, "Planimetry") (G-C0E3, SRT, "Finding Site")=(T-35313,SRT, "Mitral Annulus") (G-C048, SRT, "Flow Direction")=(R-42047,SRT, "Antegrade Flow") (111031, DCM, "Image View")=(G-0397,SRT, "Parasternal short axis")
LAV (BIPLANAR)			
LEFT ATRIUM AREA 4C	(17977-0,LN, "Left Atrium Systolic Area")	(T-32300,SRT, "Left Atrium")	(G-0373, SRT, "Image Mode")=(G-03A2,SRT, "2D mode") (R-4089A, SRT, "Cardiac Cycle Point")=(109070,DCM, "End Systole") (G-C036, SRT, "Measurement Method")=(125220,DCM, "Planimetry") (111031, DCM, "Image View")=(G-A19C,SRT, "Apical four chamber")
LEFT ATRIUM AREA 2C	(17977-0,LN, "Left Atrium Systolic Area")	(T-32300,SRT, "Left Atrium")	(G-0373, SRT, "Image Mode")=(G-03A2,SRT, "2D mode") (R-4089A, SRT, "Cardiac Cycle Point")=(109070,DCM, "End Systole") (G-C036, SRT, "Measurement Method")=(125220,DCM, "Planimetry") (111031, DCM, "Image View")=(G-A19B,SRT, "Apical two chamber")
LEFT ATRIUM LENGTH	(MN-133,99ESA_P1, "Left Atrium Length")	(T-32300,SRT, "Left Atrium")	(G-0373, SRT, "Image Mode")=(G-03A2,SRT, "2D mode") (R-4089A, SRT, "Cardiac Cycle Point")=(109070,DCM, "End Systole") (111031, DCM, "Image View")=(G-A19C,SRT, "Apical four chamber")
LA DIAMETER	(29469-4,LN, "Left Atrium Antero-posterior Systolic Dimension")	(T-32300,SRT, "Left Atrium")	(G-0373, SRT, "Image Mode")=(G-03A2,SRT, "2D mode") (R-4089A, SRT, "Cardiac Cycle Point")=(109070,DCM, "End Systole") (111031, DCM, "Image View")=(G-A19B,SRT, "Apical two chamber")
LEFT ATRIUM VOLUME	(G-0383,SRT, "Left Atrium Systolic Volume")	(T-32300,SRT, "Left Atrium")	(G-0373, SRT, "Image Mode")=(G-03A2,SRT, "2D mode") (R-4089A, SRT, "Cardiac Cycle Point")=(109070,DCM, "End Systole") (G-C036, SRT, "Measurement Method")=(125207,DCM, "Method of Disks, Biplane") (111031, DCM, "Image View")=(G-A19C,SRT, "Apical four chamber")
LA SYS VOL INDEX	(MN-134,99ESA_P1, "Left Atrium Systolic Volume To BSA Ratio")	(T-32300,SRT, "Left Atrium")	(G-0373, SRT, "Image Mode")=(G-03A2,SRT, "2D mode") (R-4089A, SRT, "Cardiac Cycle Point")=(109070,DCM, "End Systole") (G-C036, SRT, "Measurement Method")=(125207,DCM, "Method of Disks, Biplane") (111031, DCM, "Image View")=(G-A19C,SRT, "Apical four chamber")
LA VOLUME (SI-S)			
LA AREA 4C (SI-S)	(17977-0,LN, "Left Atrium Systolic Area")	(T-32300,SRT, "Left Atrium")	(G-0373, SRT, "Image Mode")=(G-03A2,SRT, "2D mode") (R-4089A, SRT, "Cardiac Cycle Point")=(109070,DCM, "End Systole") (G-C036, SRT, "Measurement Method")=(125208,DCM, "Method of Disks, Single Plane") (111031, DCM, "Image View")=(G-A19C,SRT, "Apical four chamber")
LA LENGTH (SI-S)	(MN-133,99ESA_P1, "Left Atrium Length")	(T-32300,SRT, "Left Atrium")	(G-0373, SRT, "Image Mode")=(G-03A2,SRT, "2D mode") (R-4089A, SRT, "Cardiac Cycle Point")=(109070,DCM, "End Systole") (G-C036, SRT, "Measurement Method")=(125208,DCM, "Method of Disks, Single Plane") (111031, DCM, "Image View")=(G-A19C,SRT, "Apical four chamber")

<i>ESAOTE MEASURE</i>	<i>BASE MEAS. CONCEPT NAME</i>	<i>SECTION</i>	<i>CONCEPT OR ACQUISITION CONTEXT MODIFIERS</i>
LA VOLUME (SI-S)	(G-0383,SRT, "Left Atrium Systolic Volume")	(T-32300,SRT, "Left Atrium")	(G-0373, SRT, "Image Mode")=(G-03A2,SRT, "2D mode") (R-4089A, SRT, "Cardiac Cycle Point")=(109070,DCM, "End Systole") (G-C036, SRT, "Measurement Method")=(125208,DCM, "Method of Disks, Single Plane") (111031, DCM, "Image View")=(G-A19C,SRT, "Apical four chamber")
LA SYS VOL INDEX	(MN-134,99ESA_P1, "Left Atrium Systolic Volume To BSA Ratio")	(T-32300,SRT, "Left Atrium")	(G-0373, SRT, "Image Mode")=(G-03A2,SRT, "2D mode") (R-4089A, SRT, "Cardiac Cycle Point")=(109070,DCM, "End Systole") (G-C036, SRT, "Measurement Method")=(125208,DCM, "Method of Disks, Single Plane") (111031, DCM, "Image View")=(G-A19C,SRT, "Apical four chamber")
LA DIAMETER	(29469-4,LN, "Left Atrium Antero-posterior Systolic Dimension")	(T-32300,SRT, "Left Atrium")	(G-0373, SRT, "Image Mode")=(G-03A2,SRT, "2D mode") (R-4089A, SRT, "Cardiac Cycle Point")=(109070,DCM, "End Systole") (111031, DCM, "Image View")=(G-A19C,SRT, "Apical four chamber")
INFERIOR VENA CAVA			
IVC MAX DIAMETER	(18006-7,LN, "Inferior Vena Cava Diameter")	(T-48600,SRT, "Vena Cava")	(G-0373, SRT, "Image Mode")=(G-03A2,SRT, "2D mode") (111031, DCM, "Image View")=(G-039E,SRT, "Subcostal long axis")
IVC MIN DIAMETER	(18006-7,LN, "Inferior Vena Cava Diameter")	(T-48600,SRT, "Vena Cava")	(G-0373, SRT, "Image Mode")=(G-03A2,SRT, "2D mode") (111031, DCM, "Image View")=(G-039E,SRT, "Subcostal long axis")
INDEXED IVC SIZE	(MN-132,99ESA_P1, "IVC Size To BSA Ratio")	(T-48600,SRT, "Vena Cava")	(G-0373, SRT, "Image Mode")=(G-03A2,SRT, "2D mode")
IVC COLLAPS IDX	(18050-5,LN, "Inferior Vena Cava % Collapse")	(T-48600,SRT, "Vena Cava")	(G-0373, SRT, "Image Mode")=(G-03A2,SRT, "2D mode")
RA VOLUME (SI-S)			
RA AREA (SI-S)	(17988-7,LN, "Right Atrium Systolic Area")	(T-32200,SRT, "Right Atrium")	(G-0373, SRT, "Image Mode")=(G-03A2,SRT, "2D mode") (R-4089A, SRT, "Cardiac Cycle Point")=(109070,DCM, "End Systole") (G-C036, SRT, "Measurement Method")=(125208,DCM, "Method of Disks, Single Plane") (111031, DCM, "Image View")=(G-A19C,SRT, "Apical four chamber")
RA LENGTH (SI-S)	(MN-174,99ESA_P1, "Right Atrium Length")	(T-32200,SRT, "Right Atrium")	(G-0373, SRT, "Image Mode")=(G-03A2,SRT, "2D mode") (R-4089A, SRT, "Cardiac Cycle Point")=(109070,DCM, "End Systole") (G-C036, SRT, "Measurement Method")=(125208,DCM, "Method of Disks, Single Plane") (111031, DCM, "Image View")=(G-A19C,SRT, "Apical four chamber")
RA VOLUME (SI-S)	(MN-175,99ESA_P1, "Right Atrium Volume")	(T-32200,SRT, "Right Atrium")	(G-0373, SRT, "Image Mode")=(G-03A2,SRT, "2D mode") (R-4089A, SRT, "Cardiac Cycle Point")=(109070,DCM, "End Systole") (G-C036, SRT, "Measurement Method")=(125208,DCM, "Method of Disks, Single Plane") (111031, DCM, "Image View")=(G-A19C,SRT, "Apical four chamber")
RA VOLUME (A-L)			
RA AREA (A-L)	(17988-7,LN, "Right Atrium Systolic Area")	(T-32200,SRT, "Right Atrium")	(G-0373, SRT, "Image Mode")=(G-03A2,SRT, "2D mode") (R-4089A, SRT, "Cardiac Cycle Point")=(109070,DCM, "End Systole") (G-C036, SRT, "Measurement Method")=(125205,DCM, "Area-Length Single Plane") (111031, DCM, "Image View")=(G-A19C,SRT, "Apical four chamber")
RA LENGTH (A-L)	(MN-174,99ESA_P1, "Right Atrium Length")	(T-32200,SRT, "Right Atrium")	(G-0373, SRT, "Image Mode")=(G-03A2,SRT, "2D mode") (R-4089A, SRT, "Cardiac Cycle Point")=(109070,DCM, "End Systole") (G-C036, SRT, "Measurement Method")=(125205,DCM, "Area-Length Single Plane") (111031, DCM, "Image View")=(G-A19C,SRT, "Apical four chamber")
RA VOLUME (A-L)	(MN-175,99ESA_P1, "Right Atrium Volume")	(T-32200,SRT, "Right Atrium")	(G-0373, SRT, "Image Mode")=(G-03A2,SRT, "2D mode") (R-4089A, SRT, "Cardiac Cycle Point")=(109070,DCM, "End Systole") (G-C036, SRT, "Measurement Method")=(125205,DCM, "Area-Length Single Plane")

ESAOTE MEASURE	BASE MEAS. CONCEPT NAME	SECTION	CONCEPT OR ACQUISITION CONTEXT MODIFIERS
			(111031, DCM, "Image View")=(G-A19C,SRT, "Apical four chamber")
M-MODE			
LEFT VENTRICLE			
RV DIAMETER-DIAST	(20304-2,LN, "Right Ventricular Internal Diastolic Dimension")	(T-32500,SRT, "Right Ventricle")	(G-0373, SRT, "Image Mode")=(G-0394,SRT, "M mode") (R-4089A, SRT, "Cardiac Cycle Point")=(F-32011,SRT, "End Diastole") (111031, DCM, "Image View")=(G-0396,SRT, "Parasternal long axis")
IV SEPTUM-DIASTOLE	(18154-5,LN, "Interventricular Septum Diastolic Thickness")	(T-32600,SRT, "Left Ventricle")	(G-0373, SRT, "Image Mode")=(G-0394,SRT, "M mode") (R-4089A, SRT, "Cardiac Cycle Point")=(F-32011,SRT, "End Diastole") (G-C0E3, SRT, "Finding Site")=(T-32600,SRT, "Left Ventricle") (111031, DCM, "Image View")=(G-0396,SRT, "Parasternal long axis")
LV DIAMETER-DIAST	(29436-3,LN, "Left Ventricle Internal End Diastolic Dimension")	(T-32600,SRT, "Left Ventricle")	(G-0373, SRT, "Image Mode")=(G-0394,SRT, "M mode") (R-4089A, SRT, "Cardiac Cycle Point")=(F-32011,SRT, "End Diastole") (G-C0E3, SRT, "Finding Site")=(T-32600,SRT, "Left Ventricle") (111031, DCM, "Image View")=(G-0396,SRT, "Parasternal long axis")
POST WALL-DIASTOLE	(18152-9,LN, "Left Ventricle Posterior Wall Diastolic Thickness")	(T-32600,SRT, "Left Ventricle")	(G-0373, SRT, "Image Mode")=(G-0394,SRT, "M mode") (R-4089A, SRT, "Cardiac Cycle Point")=(F-32011,SRT, "End Diastole") (G-C0E3, SRT, "Finding Site")=(T-32600,SRT, "Left Ventricle") (111031, DCM, "Image View")=(G-0396,SRT, "Parasternal long axis")
SEPT TO PW DELAY	(MN-185,99ESA_P1, "Septum To Posterior Wall Delay")	(T-32600,SRT, "Left Ventricle")	(G-0373, SRT, "Image Mode")=(G-0394,SRT, "M mode") (G-C0E3, SRT, "Finding Site")=(T-32600,SRT, "Left Ventricle") (111031, DCM, "Image View")=(G-0396,SRT, "Parasternal long axis")
IV SEPTUM-SYSTOLE	(18158-6,LN, "Interventricular Septum Systolic Thickness")	(T-32600,SRT, "Left Ventricle")	(G-0373, SRT, "Image Mode")=(G-0394,SRT, "M mode") (R-4089A, SRT, "Cardiac Cycle Point")=(109070,DCM, "End Systole") (G-C0E3, SRT, "Finding Site")=(T-32600,SRT, "Left Ventricle") (111031, DCM, "Image View")=(G-0396,SRT, "Parasternal long axis")
LV DIAMETER-SYST	(29438-9,LN, "Left Ventricle Internal Systolic Dimension")	(T-32600,SRT, "Left Ventricle")	(G-0373, SRT, "Image Mode")=(G-0394,SRT, "M mode") (R-4089A, SRT, "Cardiac Cycle Point")=(109070,DCM, "End Systole") (G-C0E3, SRT, "Finding Site")=(T-32600,SRT, "Left Ventricle") (111031, DCM, "Image View")=(G-0396,SRT, "Parasternal long axis")
POST WALL-SYSTOLE	(18156-0,LN, "Left Ventricle Posterior Wall Systolic Thickness")	(T-32600,SRT, "Left Ventricle")	(G-0373, SRT, "Image Mode")=(G-0394,SRT, "M mode") (R-4089A, SRT, "Cardiac Cycle Point")=(109070,DCM, "End Systole") (G-C0E3, SRT, "Finding Site")=(T-32600,SRT, "Left Ventricle") (111031, DCM, "Image View")=(G-0396,SRT, "Parasternal long axis")
EJECTION FRACTION	(18043-0,LN, "Left Ventricular Ejection Fraction")	(T-32600,SRT, "Left Ventricle")	(G-0373, SRT, "Image Mode")=(G-0394,SRT, "M mode") (G-C036, SRT, "Measurement Method")=(125209,DCM, "Teichholz") (G-C0E3, SRT, "Finding Site")=(T-32600,SRT, "Left Ventricle") (111031, DCM, "Image View")=(G-0396,SRT, "Parasternal long axis")
LV FRACT SHORTENING	(18051-3,LN, "Left Ventricular Fractional Shortening")	(T-32600,SRT, "Left Ventricle")	(G-0373, SRT, "Image Mode")=(G-0394,SRT, "M mode") (G-C0E3, SRT, "Finding Site")=(T-32600,SRT, "Left Ventricle") (111031, DCM, "Image View")=(G-0396,SRT, "Parasternal long axis")
LV DIASTOLIC VOLUME	(18026-5,LN, "Left Ventricular End Diastolic Volume")	(T-32600,SRT, "Left Ventricle")	(G-0373, SRT, "Image Mode")=(G-0394,SRT, "M mode") (R-4089A, SRT, "Cardiac Cycle Point")=(F-32011,SRT, "End Diastole") (G-C036, SRT, "Measurement Method")=(125209,DCM, "Teichholz") (G-C0E3, SRT, "Finding Site")=(T-32600,SRT, "Left Ventricle") (111031, DCM, "Image View")=(G-0396,SRT, "Parasternal long axis")
LV SYSTOLIC VOLUME	(18148-7,LN, "Left Ventricular End Systolic Volume")	(T-32600,SRT, "Left Ventricle")	(G-0373, SRT, "Image Mode")=(G-0394,SRT, "M mode") (R-4089A, SRT, "Cardiac Cycle Point")=(109070,DCM, "End Systole") (G-C036, SRT, "Measurement Method")=(125209,DCM, "Teichholz") (G-C0E3, SRT, "Finding Site")=(T-32600,SRT, "Left Ventricle") (111031, DCM, "Image View")=(G-0396,SRT, "Parasternal long axis")
STROKE VOLUME	(F-32120,SRT, "Stroke Volume")	(T-32600,SRT, "Left Ventricle")	(G-0373, SRT, "Image Mode")=(G-0394,SRT, "M mode") (G-C036, SRT, "Measurement Method")=(125209,DCM, "Teichholz") (G-C0E3, SRT, "Finding Site")=(T-32600,SRT, "Left Ventricle")

<i>ESAOTE MEASURE</i>	<i>BASE MEAS. CONCEPT NAME</i>	<i>SECTION</i>	<i>CONCEPT OR ACQUISITION CONTEXT MODIFIERS</i>
			(111031, DCM, "Image View")=(G-0396,SRT, "Parasternal long axis")
STROKE INDEX	(F-00078,SRT, "Stroke Index")	(T-32600,SRT, "Left Ventricle")	(G-0373, SRT, "Image Mode")=(G-0394,SRT, "M mode") (G-C036, SRT, "Measurement Method")=(125209,DCM, "Teichholz") (G-C0E3, SRT, "Finding Site")=(T-32600,SRT, "Left Ventricle") (111031, DCM, "Image View")=(G-0396,SRT, "Parasternal long axis")
HEART RATE	(8867-4,LN, "Heart rate")	(T-32600,SRT, "Left Ventricle")	(G-0373, SRT, "Image Mode")=(G-0394,SRT, "M mode") (111031, DCM, "Image View")=(G-0396,SRT, "Parasternal long axis")
CARDIAC OUTPUT	(F-32100,SRT, "Cardiac Output")	(T-32600,SRT, "Left Ventricle")	(G-0373, SRT, "Image Mode")=(G-0394,SRT, "M mode") (G-C036, SRT, "Measurement Method")=(125209,DCM, "Teichholz") (G-C0E3, SRT, "Finding Site")=(T-32600,SRT, "Left Ventricle") (111031, DCM, "Image View")=(G-0396,SRT, "Parasternal long axis")
CARDIAC INDEX	(F-32110,SRT, "Cardiac Index")	(T-32600,SRT, "Left Ventricle")	(G-0373, SRT, "Image Mode")=(G-0394,SRT, "M mode") (G-C036, SRT, "Measurement Method")=(125209,DCM, "Teichholz") (G-C0E3, SRT, "Finding Site")=(T-32600,SRT, "Left Ventricle") (111031, DCM, "Image View")=(G-0396,SRT, "Parasternal long axis")
SEPTUM THICKENING	(18054-7,LN, "Interventricular Septum % Thickening")	(T-32600,SRT, "Left Ventricle")	(G-0373, SRT, "Image Mode")=(G-0394,SRT, "M mode") (G-C0E3, SRT, "Finding Site")=(T-32600,SRT, "Left Ventricle") (111031, DCM, "Image View")=(G-0396,SRT, "Parasternal long axis")
PW THICKENING	(18053-9,LN, "Left Ventricle Posterior Wall % Thickening")	(T-32600,SRT, "Left Ventricle")	(G-0373, SRT, "Image Mode")=(G-0394,SRT, "M mode") (G-C0E3, SRT, "Finding Site")=(T-32600,SRT, "Left Ventricle") (111031, DCM, "Image View")=(G-0396,SRT, "Parasternal long axis")
LV MASS	(18087-7,LN, "Left Ventricle Mass")	(T-32600,SRT, "Left Ventricle")	(G-0373, SRT, "Image Mode")=(G-0394,SRT, "M mode") (G-C036, SRT, "Measurement Method")=(125221,DCM, "Left Ventricle Mass by M-mode") (G-C0E3, SRT, "Finding Site")=(T-32600,SRT, "Left Ventricle") (111031, DCM, "Image View")=(G-0396,SRT, "Parasternal long axis")
LV MASS INDEX	(MN-152,99ESA_P1, "Left Ventricle Mass To BSA Ratio")	(T-32600,SRT, "Left Ventricle")	(G-0373, SRT, "Image Mode")=(G-0394,SRT, "M mode") (G-C0E3, SRT, "Finding Site")=(T-32600,SRT, "Left Ventricle") (111031, DCM, "Image View")=(G-0396,SRT, "Parasternal long axis")
AORTA/LEFT ATRIUM			
AORTIC DIAMETER	(18015-8,LN, "Aortic Root Diameter")	(T-35400,SRT, "Aortic Valve")	(G-0373, SRT, "Image Mode")=(G-0394,SRT, "M mode") (R-4089A, SRT, "Cardiac Cycle Point")=(F-32020,SRT, "Systole") (G-C0E3, SRT, "Finding Site")=(T-35400,SRT, "Aortic Valve") (111031, DCM, "Image View")=(G-0396,SRT, "Parasternal long axis")
LEFT ATRIUM	(29469-4,LN, "Left Atrium Antero-posterior Systolic Dimension")	(T-32300,SRT, "Left Atrium")	(G-0373, SRT, "Image Mode")=(G-0394,SRT, "M mode") (R-4089A, SRT, "Cardiac Cycle Point")=(109070,DCM, "End Systole") (111031, DCM, "Image View")=(G-0396,SRT, "Parasternal long axis")
AORTIC VALVE OPENING	(17996-0,LN, "Aortic Valve Cusp Separation")	(T-35400,SRT, "Aortic Valve")	(G-0373, SRT, "Image Mode")=(G-0394,SRT, "M mode") (R-4089A, SRT, "Cardiac Cycle Point")=(F-32020,SRT, "Systole") (G-C0E3, SRT, "Finding Site")=(T-35400,SRT, "Aortic Valve") (111031, DCM, "Image View")=(G-0396,SRT, "Parasternal long axis")
EJECTION TIME	(18041-4,LN, "Aortic Valve Ejection Time")	(T-35400,SRT, "Aortic Valve")	(G-0373, SRT, "Image Mode")=(G-0394,SRT, "M mode") (R-4089A, SRT, "Cardiac Cycle Point")=(F-32020,SRT, "Systole") (G-C0E3, SRT, "Finding Site")=(T-35400,SRT, "Aortic Valve") (111031, DCM, "Image View")=(G-0396,SRT, "Parasternal long axis")
AO PREEJECTION TIME	(MN-142,99ESA_P1, "Aortic Valve PreEjection Time")	(T-35400,SRT, "Aortic Valve")	(G-0373, SRT, "Image Mode")=(G-0394,SRT, "M mode") (R-4089A, SRT, "Cardiac Cycle Point")=(R-40B12,SRT, "Ventricular Isovolumic Contraction") (G-C0E3, SRT, "Finding Site")=(T-35400,SRT, "Aortic Valve") (111031, DCM, "Image View")=(G-0396,SRT, "Parasternal long axis")
PRE-ET/ET RATIO	(59088-5,LN, "Pre-Ejection Period/Ejection Time Ratio")	(T-35400,SRT, "Aortic Valve")	(G-0373, SRT, "Image Mode")=(G-0394,SRT, "M mode") (G-C0E3, SRT, "Finding Site")=(T-35400,SRT, "Aortic Valve") (111031, DCM, "Image View")=(G-0396,SRT, "Parasternal long axis")

<i>ESAOTE MEASURE</i>	<i>BASE MEAS. CONCEPT NAME</i>	<i>SECTION</i>	<i>CONCEPT OR ACQUISITION CONTEXT MODIFIERS</i>
R-R INTERVAL	(122182,DCM, "R-R interval")	(T-32300,SRT, "Left Atrium")	(G-0373, SRT, "Image Mode")=(G-0394,SRT, "M mode") (111031, DCM, "Image View")=(G-0396,SRT, "Parasternal long axis")
AO COAPTATION LINE	(MN-135,99ESA_P1, "Aortic Coaptation Line")	(T-35400,SRT, "Aortic Valve")	(G-0373, SRT, "Image Mode")=(G-0394,SRT, "M mode") (G-C0E3, SRT, "Finding Site")=(T-35400,SRT, "Aortic Valve") (111031, DCM, "Image View")=(G-0396,SRT, "Parasternal long axis")
LEFT ATRIUM/AO DIAM	(17985-3,LN, "Left Atrium to Aortic Root Ratio")	(T-32300,SRT, "Left Atrium")	(G-0373, SRT, "Image Mode")=(G-0394,SRT, "M mode") (R-4089A, SRT, "Cardiac Cycle Point")=(109070,DCM, "End Systole") (G-C0E3, SRT, "Finding Site")=(T-42000,SRT, "Aorta") (111031, DCM, "Image View")=(G-0396,SRT, "Parasternal long axis")
AO EXCENTRICITY IDX	(MN-136,99ESA_P1, "Aortic Excentricity Index")	(T-35400,SRT, "Aortic Valve")	(G-0373, SRT, "Image Mode")=(G-0394,SRT, "M mode") (G-C0E3, SRT, "Finding Site")=(T-35400,SRT, "Aortic Valve") (111031, DCM, "Image View")=(G-0396,SRT, "Parasternal long axis")
MITRAL			
E SEPTUM	(MN-147,99ESA_P1, "E-Septum Distance")	(T-32600,SRT, "Left Ventricle")	(G-0373, SRT, "Image Mode")=(G-0394,SRT, "M mode") (R-4089A, SRT, "Cardiac Cycle Point")=(R-40B1B,SRT, "Early Diastole") (G-C0E3, SRT, "Finding Site")=(T-35300,SRT, "Mitral Valve") (111031, DCM, "Image View")=(G-0397,SRT, "Parasternal short axis")
EF SLOPE	(18040-6,LN, "Mitral Valve E-F Slope by M-Mode")	(T-35300,SRT, "Mitral Valve")	(G-0373, SRT, "Image Mode")=(G-0394,SRT, "M mode") (G-C0E3, SRT, "Finding Site")=(T-35300,SRT, "Mitral Valve") (111031, DCM, "Image View")=(G-0396,SRT, "Parasternal long axis")
MAPSE	(MN-155,99ESA_P1, "Mitral Annular Plane Systolic Excursion")	(T-32600,SRT, "Left Ventricle")	(G-0373, SRT, "Image Mode")=(G-0394,SRT, "M mode") (R-4089A, SRT, "Cardiac Cycle Point")=(F-32020,SRT, "Systole") (G-C0E3, SRT, "Finding Site")=(T-35313,SRT, "Mitral Annulus") (111031, DCM, "Image View")=(G-A19C,SRT, "Apical four chamber")
TRICUSPID			
TAPSE	(MN-196,99ESA_P1, "Tricuspid Annular Plane Systolic Excursion")	(T-32500,SRT, "Right Ventricle")	(G-0373, SRT, "Image Mode")=(G-0394,SRT, "M mode") (R-4089A, SRT, "Cardiac Cycle Point")=(F-32020,SRT, "Systole") (G-C0E3, SRT, "Finding Site")=(T-35111,SRT, "Tricuspid Annulus") (111031, DCM, "Image View")=(G-A19C,SRT, "Apical four chamber")
INFERIOR VENA CAVA			
IVC MAX DIAMETER	(18006-7,LN, "Inferior Vena Cava Diameter")	(T-48600,SRT, "Vena Cava")	(G-0373, SRT, "Image Mode")=(G-0394,SRT, "M mode") (111031, DCM, "Image View")=(G-039E,SRT, "Subcostal long axis")
IVC MIN DIAMETER	(18006-7,LN, "Inferior Vena Cava Diameter")	(T-48600,SRT, "Vena Cava")	(G-0373, SRT, "Image Mode")=(G-0394,SRT, "M mode") (111031, DCM, "Image View")=(G-039E,SRT, "Subcostal long axis")
INDEXED IVC SIZE	(MN-151,99ESA_P1, "IVC Max Diameter To IVC Min Diameter Ratio")	(T-48600,SRT, "Vena Cava")	(G-0373, SRT, "Image Mode")=(G-0394,SRT, "M mode")
IVC COLLAPS IDX	(MN-149,99ESA_P1, "Inferior Vena Cava Collapsability Index")	(T-48600,SRT, "Vena Cava")	(G-0373, SRT, "Image Mode")=(G-0394,SRT, "M mode")
VALVE EVENT MARKERS			
MITRAL VALVE OPENING	(MN-158,99ESA_P1, "Mitral Valve")	(T-35300,SRT, "Mitral Valve")	(G-0373, SRT, "Image Mode")=(G-0394,SRT, "M mode") (R-4089A, SRT, "Cardiac Cycle Point")=(R-40B1B,SRT, "Early Diastole") (G-C0E3, SRT, "Finding Site")=(T-35300,SRT, "Mitral Valve")

<i>ESAOTE MEASURE</i>	<i>BASE MEAS. CONCEPT NAME</i>	<i>SECTION</i>	<i>CONCEPT OR ACQUISITION CONTEXT MODIFIERS</i>
	Opening Time")		(111031, DCM, "Image View")=(G-0396,SRT, "Parasternal long axis")
MITRAL VALVE CLOSURE	(MN-156,99ESA_P1, "Mitral Valve Closure Time")	(T-35300,SRT, "Mitral Valve")	(G-0373, SRT, "Image Mode")=(G-0394,SRT, "M mode") (R-4089A, SRT, "Cardiac Cycle Point")=(F-32011,SRT, "End Diastole") (G-C0E3, SRT, "Finding Site")=(T-35300,SRT, "Mitral Valve") (111031, DCM, "Image View")=(G-0396,SRT, "Parasternal long axis")
AORTIC VALVE OPENING	(MN-141,99ESA_P1, "Aortic Valve Opening Time")	(T-35400,SRT, "Aortic Valve")	(G-0373, SRT, "Image Mode")=(G-0394,SRT, "M mode") (R-4089A, SRT, "Cardiac Cycle Point")=(F-32020,SRT, "Systole") (G-C0E3, SRT, "Finding Site")=(T-35400,SRT, "Aortic Valve") (111031, DCM, "Image View")=(G-0396,SRT, "Parasternal long axis")
AORTIC VALVE CLOSURE	(MN-140,99ESA_P1, "Aortic Valve Closure Time")	(T-35400,SRT, "Aortic Valve")	(G-0373, SRT, "Image Mode")=(G-0394,SRT, "M mode") (R-4089A, SRT, "Cardiac Cycle Point")=(109070,DCM, "End Systole") (G-C0E3, SRT, "Finding Site")=(T-35400,SRT, "Aortic Valve") (111031, DCM, "Image View")=(G-0396,SRT, "Parasternal long axis")

8.2.2 Vascular SR mapping

The following table follows the same organization of the reports that can be printed from the MyLab system itself, or exported as a series of Secondary Capture images. That is, the tables are divided into various sections that correspond to the various sections of the reports; each section is divided in subsections that correspond to the various subsections of the reports; the first column of the table correspond to the measure name in the Esaote report. The other three columns contain the DICOM mapping of this measure, indicating the Base Measurement Concept Name, the Section, and the Concept or Acquisition Context Modifiers.

Table 90
VASCULAR SR MAPPING

<i>ESAOTE MEASURE</i>	<i>BASE MEAS. CONCEPT NAME</i>	<i>SECTION</i>	<i>CONCEPT OR ACQUISITION CONTEXT MODIFIERS</i>
L CAR VEL			
L CCA PROXIMAL			
L CCA PROX PS VEL	(11726-7, LN, "Peak Systolic Velocity")	(T-45005, SRT, "Artery of neck") (T-45100, SRT, "Common Carotid Artery")	(G-C171, SRT, "Laterality")=(G-A101, SRT, "Left") (121401, DCM, "Derivation")=(R-00355, SRT, "Point source measurement") (G-A1F8, SRT, "Topographical Modifier")=(G-A118, SRT, "Proximal")
L CCA PROX ED VEL	(11653-3, LN, "End Diastolic Velocity")	(T-45005, SRT, "Artery of neck") (T-45100, SRT, "Common Carotid Artery")	(G-C171, SRT, "Laterality")=(G-A101, SRT, "Left") (121401, DCM, "Derivation")=(R-00355, SRT, "Point source measurement") (G-A1F8, SRT, "Topographical Modifier")=(G-A118, SRT, "Proximal")
L CCA PROX FVI			
FVI	(20354-7, LN, "Velocity Time Integral")	(T-45005, SRT, "Artery of neck") (T-45100, SRT, "Common Carotid Artery")	(G-C171, SRT, "Laterality")=(G-A101, SRT, "Left") (121401, DCM, "Derivation")=(R-41D2D, SRT, "Calculated") (G-A1F8, SRT, "Topographical Modifier")=(G-A118, SRT, "Proximal")
PULSATILITY INDEX	(12008-9, LN, "Pulsatility Index")	(T-45005, SRT, "Artery of neck") (T-45100, SRT, "Common Carotid Artery")	(G-C171, SRT, "Laterality")=(G-A101, SRT, "Left") (121401, DCM, "Derivation")=(R-41D2D, SRT, "Calculated") (G-A1F8, SRT, "Topographical Modifier")=(G-A118, SRT, "Proximal")
RESISTIVE INDEX	(12023-8, LN, "Resistivity Index")	(T-45005, SRT, "Artery of neck") (T-45100, SRT, "Common Carotid Artery")	(G-C171, SRT, "Laterality")=(G-A101, SRT, "Left") (121401, DCM, "Derivation")=(R-41D2D, SRT, "Calculated") (G-A1F8, SRT, "Topographical Modifier")=(G-A118, SRT, "Proximal")
PEAK VELOCITY	(11726-7, LN, "Peak Systolic Velocity")	(T-45005, SRT, "Artery of neck") (T-45100, SRT, "Common Carotid Artery")	(G-C171, SRT, "Laterality")=(G-A101, SRT, "Left") (121401, DCM, "Derivation")=(R-41D2D, SRT, "Calculated") (G-A1F8, SRT, "Topographical Modifier")=(G-A118, SRT, "Proximal")
MEAN VELOCITY	(MN-25, ESAOTE_P1, "Time Averaged Velocity")	(T-45005, SRT, "Artery of neck") (T-45100, SRT, "Common Carotid Artery")	(G-C171, SRT, "Laterality")=(G-A101, SRT, "Left") (121401, DCM, "Derivation")=(R-41D2D, SRT, "Calculated") (G-A1F8, SRT, "Topographical Modifier")=(G-A118, SRT, "Proximal")
REVERSE VELOCITY	(MN-27, ESAOTE_P1, "Reverse Velocity")	(T-45005, SRT, "Artery of neck") (T-45100, SRT, "Common Carotid Artery")	(G-C171, SRT, "Laterality")=(G-A101, SRT, "Left") (121401, DCM, "Derivation")=(R-41D2D, SRT, "Calculated") (G-A1F8, SRT, "Topographical Modifier")=(G-A118, SRT, "Proximal")
DIASTOLIC VELOCITY	(11653-3, LN, "End Diastolic Velocity")	(T-45005, SRT, "Artery of neck") (T-45100, SRT, "Common Carotid Artery")	(G-C171, SRT, "Laterality")=(G-A101, SRT, "Left") (121401, DCM, "Derivation")=(R-41D2D, SRT, "Calculated") (G-A1F8, SRT, "Topographical Modifier")=(G-A118, SRT, "Proximal")
PEAK GRADIENT	(20247-3, LN, "Peak Gradient")	(T-45005, SRT, "Artery of neck") (T-45100, SRT, "Common Carotid Artery")	(G-C171, SRT, "Laterality")=(G-A101, SRT, "Left") (121401, DCM, "Derivation")=(R-41D2D, SRT, "Calculated") (G-A1F8, SRT, "Topographical Modifier")=(G-A118, SRT, "Proximal")
MEAN GRADIENT	(20256-4, LN, "Mean Gradient")	(T-45005, SRT, "Artery of neck") (T-45100, SRT, "Common Carotid Artery")	(G-C171, SRT, "Laterality")=(G-A101, SRT, "Left") (121401, DCM, "Derivation")=(R-41D2D, SRT, "Calculated") (G-A1F8, SRT, "Topographical Modifier")=(G-A118, SRT, "Proximal")

<i>ESAOTE MEASURE</i>	<i>BASE MEAS. CONCEPT NAME</i>	<i>SECTION</i>	<i>CONCEPT OR ACQUISITION CONTEXT MODIFIERS</i>
ACCELERATION	(MN-04,ESAOTE_P1, "Acceleration")	(T-45005,SRT, "Artery of neck") (T-45100,SRT, "Common Carotid Artery")	(G-C171, SRT, "Laterality")=(G-A101,SRT, "Left") (121401, DCM, "Derivation")=(R-41D2D,SRT, "Calculated") (G-A1F8, SRT, "Topographical Modifier")=(G-A118,SRT, "Proximal")
ACCELERATION TIME	(20168-1,LN, "Acceleration Time")	(T-45005,SRT, "Artery of neck") (T-45100,SRT, "Common Carotid Artery")	(G-C171, SRT, "Laterality")=(G-A101,SRT, "Left") (121401, DCM, "Derivation")=(R-41D2D,SRT, "Calculated") (G-A1F8, SRT, "Topographical Modifier")=(G-A118,SRT, "Proximal")
SYST VEL/DIAST VEL	(12144-2,LN, "Systolic to Diastolic Velocity Ratio")	(T-45005,SRT, "Artery of neck") (T-45100,SRT, "Common Carotid Artery")	(G-C171, SRT, "Laterality")=(G-A101,SRT, "Left") (121401, DCM, "Derivation")=(R-41D2D,SRT, "Calculated") (G-A1F8, SRT, "Topographical Modifier")=(G-A118,SRT, "Proximal")
DIAST VEL/SYST VEL	(MN-28,ESAOTE_P1, "Diastolic To Systolic Velocity Ratio")	(T-45005,SRT, "Artery of neck") (T-45100,SRT, "Common Carotid Artery")	(G-C171, SRT, "Laterality")=(G-A101,SRT, "Left") (121401, DCM, "Derivation")=(R-41D2D,SRT, "Calculated") (G-A1F8, SRT, "Topographical Modifier")=(G-A118,SRT, "Proximal")
L CCA MID			
L CCA MID PS VEL	(11726-7,LN, "Peak Systolic Velocity")	(T-45005,SRT, "Artery of neck") (T-45100,SRT, "Common Carotid Artery")	(G-C171, SRT, "Laterality")=(G-A101,SRT, "Left") (121401, DCM, "Derivation")=(R-00355,SRT, "Point source measurement") (G-A1F8, SRT, "Topographical Modifier")=(G-A188,SRT, "Mid-longitudinal")
L CCA MID ED VEL	(11653-3,LN, "End Diastolic Velocity")	(T-45005,SRT, "Artery of neck") (T-45100,SRT, "Common Carotid Artery")	(G-C171, SRT, "Laterality")=(G-A101,SRT, "Left") (121401, DCM, "Derivation")=(R-00355,SRT, "Point source measurement") (G-A1F8, SRT, "Topographical Modifier")=(G-A188,SRT, "Mid-longitudinal")
L CCA MID FVI			
FVI	(20354-7,LN, "Velocity Time Integral")	(T-45005,SRT, "Artery of neck") (T-45100,SRT, "Common Carotid Artery")	(G-C171, SRT, "Laterality")=(G-A101,SRT, "Left") (121401, DCM, "Derivation")=(R-41D2D,SRT, "Calculated") (G-A1F8, SRT, "Topographical Modifier")=(G-A188,SRT, "Mid-longitudinal")
PULSATILITY INDEX	(12008-9,LN, "Pulsatility Index")	(T-45005,SRT, "Artery of neck") (T-45100,SRT, "Common Carotid Artery")	(G-C171, SRT, "Laterality")=(G-A101,SRT, "Left") (121401, DCM, "Derivation")=(R-41D2D,SRT, "Calculated") (G-A1F8, SRT, "Topographical Modifier")=(G-A188,SRT, "Mid-longitudinal")
RESISTIVE INDEX	(12023-8,LN, "Resistivity Index")	(T-45005,SRT, "Artery of neck") (T-45100,SRT, "Common Carotid Artery")	(G-C171, SRT, "Laterality")=(G-A101,SRT, "Left") (121401, DCM, "Derivation")=(R-41D2D,SRT, "Calculated") (G-A1F8, SRT, "Topographical Modifier")=(G-A188,SRT, "Mid-longitudinal")
PEAK VELOCITY	(11726-7,LN, "Peak Systolic Velocity")	(T-45005,SRT, "Artery of neck") (T-45100,SRT, "Common Carotid Artery")	(G-C171, SRT, "Laterality")=(G-A101,SRT, "Left") (121401, DCM, "Derivation")=(R-41D2D,SRT, "Calculated") (G-A1F8, SRT, "Topographical Modifier")=(G-A188,SRT, "Mid-longitudinal")
MEAN VELOCITY	(MN-25,ESAOTE_P1, "Time Averaged Velocity")	(T-45005,SRT, "Artery of neck") (T-45100,SRT, "Common Carotid Artery")	(G-C171, SRT, "Laterality")=(G-A101,SRT, "Left") (121401, DCM, "Derivation")=(R-41D2D,SRT, "Calculated") (G-A1F8, SRT, "Topographical Modifier")=(G-A188,SRT, "Mid-longitudinal")
REVERSE VELOCITY	(MN-27,ESAOTE_P1, "Reverse Velocity")	(T-45005,SRT, "Artery of neck") (T-45100,SRT, "Common Carotid Artery")	(G-C171, SRT, "Laterality")=(G-A101,SRT, "Left") (121401, DCM, "Derivation")=(R-41D2D,SRT, "Calculated") (G-A1F8, SRT, "Topographical Modifier")=(G-A188,SRT, "Mid-longitudinal")

<i>ESAOTE MEASURE</i>	<i>BASE MEAS. CONCEPT NAME</i>	<i>SECTION</i>	<i>CONCEPT OR ACQUISITION CONTEXT MODIFIERS</i>
DIASTOLIC VELOCITY	(11653-3, LN, "End Diastolic Velocity")	(T-45005, SRT, "Artery of neck") (T-45100, SRT, "Common Carotid Artery")	(G-C171, SRT, "Laterality")=(G-A101, SRT, "Left") (121401, DCM, "Derivation")=(R-41D2D, SRT, "Calculated") (G-A1F8, SRT, "Topographical Modifier")=(G-A188, SRT, "Mid-longitudinal")
PEAK GRADIENT	(20247-3, LN, "Peak Gradient")	(T-45005, SRT, "Artery of neck") (T-45100, SRT, "Common Carotid Artery")	(G-C171, SRT, "Laterality")=(G-A101, SRT, "Left") (121401, DCM, "Derivation")=(R-41D2D, SRT, "Calculated") (G-A1F8, SRT, "Topographical Modifier")=(G-A188, SRT, "Mid-longitudinal")
MEAN GRADIENT	(20256-4, LN, "Mean Gradient")	(T-45005, SRT, "Artery of neck") (T-45100, SRT, "Common Carotid Artery")	(G-C171, SRT, "Laterality")=(G-A101, SRT, "Left") (121401, DCM, "Derivation")=(R-41D2D, SRT, "Calculated") (G-A1F8, SRT, "Topographical Modifier")=(G-A188, SRT, "Mid-longitudinal")
ACCELERATION	(MN-04, ESAOTE_P1, "Acceleration")	(T-45005, SRT, "Artery of neck") (T-45100, SRT, "Common Carotid Artery")	(G-C171, SRT, "Laterality")=(G-A101, SRT, "Left") (121401, DCM, "Derivation")=(R-41D2D, SRT, "Calculated") (G-A1F8, SRT, "Topographical Modifier")=(G-A188, SRT, "Mid-longitudinal")
ACCELERATION TIME	(20168-1, LN, "Acceleration Time")	(T-45005, SRT, "Artery of neck") (T-45100, SRT, "Common Carotid Artery")	(G-C171, SRT, "Laterality")=(G-A101, SRT, "Left") (121401, DCM, "Derivation")=(R-41D2D, SRT, "Calculated") (G-A1F8, SRT, "Topographical Modifier")=(G-A188, SRT, "Mid-longitudinal")
SYST VEL/DIAST VEL	(12144-2, LN, "Systolic to Diastolic Velocity Ratio")	(T-45005, SRT, "Artery of neck") (T-45100, SRT, "Common Carotid Artery")	(G-C171, SRT, "Laterality")=(G-A101, SRT, "Left") (121401, DCM, "Derivation")=(R-41D2D, SRT, "Calculated") (G-A1F8, SRT, "Topographical Modifier")=(G-A188, SRT, "Mid-longitudinal")
DIAST VEL/SYST VEL	(MN-28, ESAOTE_P1, "Diastolic To Systolic Velocity Ratio")	(T-45005, SRT, "Artery of neck") (T-45100, SRT, "Common Carotid Artery")	(G-C171, SRT, "Laterality")=(G-A101, SRT, "Left") (121401, DCM, "Derivation")=(R-41D2D, SRT, "Calculated") (G-A1F8, SRT, "Topographical Modifier")=(G-A188, SRT, "Mid-longitudinal")
L CCA DISTAL			
L CCA DIST PS VEL	(11726-7, LN, "Peak Systolic Velocity")	(T-45005, SRT, "Artery of neck") (T-45100, SRT, "Common Carotid Artery")	(G-C171, SRT, "Laterality")=(G-A101, SRT, "Left") (121401, DCM, "Derivation")=(R-00355, SRT, "Point source measurement") (G-A1F8, SRT, "Topographical Modifier")=(G-A119, SRT, "Distal")
L CCA DIST ED VEL	(11653-3, LN, "End Diastolic Velocity")	(T-45005, SRT, "Artery of neck") (T-45100, SRT, "Common Carotid Artery")	(G-C171, SRT, "Laterality")=(G-A101, SRT, "Left") (121401, DCM, "Derivation")=(R-00355, SRT, "Point source measurement") (G-A1F8, SRT, "Topographical Modifier")=(G-A119, SRT, "Distal")
L CCA DIS FVI			
FVI	(20354-7, LN, "Velocity Time Integral")	(T-45005, SRT, "Artery of neck") (T-45100, SRT, "Common Carotid Artery")	(G-C171, SRT, "Laterality")=(G-A101, SRT, "Left") (121401, DCM, "Derivation")=(R-41D2D, SRT, "Calculated") (G-A1F8, SRT, "Topographical Modifier")=(G-A119, SRT, "Distal")
PULSATILITY INDEX	(12008-9, LN, "Pulsatility Index")	(T-45005, SRT, "Artery of neck") (T-45100, SRT, "Common Carotid Artery")	(G-C171, SRT, "Laterality")=(G-A101, SRT, "Left") (121401, DCM, "Derivation")=(R-41D2D, SRT, "Calculated") (G-A1F8, SRT, "Topographical Modifier")=(G-A119, SRT, "Distal")
RESISTIVE INDEX	(12023-8, LN, "Resistivity Index")	(T-45005, SRT, "Artery of neck") (T-45100, SRT, "Common Carotid Artery")	(G-C171, SRT, "Laterality")=(G-A101, SRT, "Left") (121401, DCM, "Derivation")=(R-41D2D, SRT, "Calculated") (G-A1F8, SRT, "Topographical Modifier")=(G-A119, SRT, "Distal")

<i>ESAOTE MEASURE</i>	<i>BASE MEAS. CONCEPT NAME</i>	<i>SECTION</i>	<i>CONCEPT OR ACQUISITION CONTEXT MODIFIERS</i>
PEAK VELOCITY	(11726-7, LN, "Peak Systolic Velocity")	(T-45005, SRT, "Artery of neck") (T-45100, SRT, "Common Carotid Artery")	(G-C171, SRT, "Laterality")=(G-A101, SRT, "Left") (121401, DCM, "Derivation")=(R-41D2D, SRT, "Calculated") (G-A1F8, SRT, "Topographical Modifier")=(G-A119, SRT, "Distal")
MEAN VELOCITY	(MN-25, ESAOTE_P1, "Time Averaged Velocity")	(T-45005, SRT, "Artery of neck") (T-45100, SRT, "Common Carotid Artery")	(G-C171, SRT, "Laterality")=(G-A101, SRT, "Left") (121401, DCM, "Derivation")=(R-41D2D, SRT, "Calculated") (G-A1F8, SRT, "Topographical Modifier")=(G-A119, SRT, "Distal")
REVERSE VELOCITY	(MN-27, ESAOTE_P1, "Reverse Velocity")	(T-45005, SRT, "Artery of neck") (T-45100, SRT, "Common Carotid Artery")	(G-C171, SRT, "Laterality")=(G-A101, SRT, "Left") (121401, DCM, "Derivation")=(R-41D2D, SRT, "Calculated") (G-A1F8, SRT, "Topographical Modifier")=(G-A119, SRT, "Distal")
DIASTOLIC VELOCITY	(11653-3, LN, "End Diastolic Velocity")	(T-45005, SRT, "Artery of neck") (T-45100, SRT, "Common Carotid Artery")	(G-C171, SRT, "Laterality")=(G-A101, SRT, "Left") (121401, DCM, "Derivation")=(R-41D2D, SRT, "Calculated") (G-A1F8, SRT, "Topographical Modifier")=(G-A119, SRT, "Distal")
PEAK GRADIENT	(20247-3, LN, "Peak Gradient")	(T-45005, SRT, "Artery of neck") (T-45100, SRT, "Common Carotid Artery")	(G-C171, SRT, "Laterality")=(G-A101, SRT, "Left") (121401, DCM, "Derivation")=(R-41D2D, SRT, "Calculated") (G-A1F8, SRT, "Topographical Modifier")=(G-A119, SRT, "Distal")
MEAN GRADIENT	(20256-4, LN, "Mean Gradient")	(T-45005, SRT, "Artery of neck") (T-45100, SRT, "Common Carotid Artery")	(G-C171, SRT, "Laterality")=(G-A101, SRT, "Left") (121401, DCM, "Derivation")=(R-41D2D, SRT, "Calculated") (G-A1F8, SRT, "Topographical Modifier")=(G-A119, SRT, "Distal")
ACCELERATION	(MN-04, ESAOTE_P1, "Acceleration")	(T-45005, SRT, "Artery of neck") (T-45100, SRT, "Common Carotid Artery")	(G-C171, SRT, "Laterality")=(G-A101, SRT, "Left") (121401, DCM, "Derivation")=(R-41D2D, SRT, "Calculated") (G-A1F8, SRT, "Topographical Modifier")=(G-A119, SRT, "Distal")
ACCELERATION TIME	(20168-1, LN, "Acceleration Time")	(T-45005, SRT, "Artery of neck") (T-45100, SRT, "Common Carotid Artery")	(G-C171, SRT, "Laterality")=(G-A101, SRT, "Left") (121401, DCM, "Derivation")=(R-41D2D, SRT, "Calculated") (G-A1F8, SRT, "Topographical Modifier")=(G-A119, SRT, "Distal")
SYST VEL/DIAST VEL	(12144-2, LN, "Systolic to Diastolic Velocity Ratio")	(T-45005, SRT, "Artery of neck") (T-45100, SRT, "Common Carotid Artery")	(G-C171, SRT, "Laterality")=(G-A101, SRT, "Left") (121401, DCM, "Derivation")=(R-41D2D, SRT, "Calculated") (G-A1F8, SRT, "Topographical Modifier")=(G-A119, SRT, "Distal")
DIAST VEL/SYST VEL	(MN-28, ESAOTE_P1, "Diastolic To Systolic Velocity Ratio")	(T-45005, SRT, "Artery of neck") (T-45100, SRT, "Common Carotid Artery")	(G-C171, SRT, "Laterality")=(G-A101, SRT, "Left") (121401, DCM, "Derivation")=(R-41D2D, SRT, "Calculated") (G-A1F8, SRT, "Topographical Modifier")=(G-A119, SRT, "Distal")
L BULB			
L BULB PEAK SYS VEL	(11726-7, LN, "Peak Systolic Velocity")	(T-45005, SRT, "Artery of neck") (T-45170, SRT, "Carotid Bulb")	(G-C171, SRT, "Laterality")=(G-A101, SRT, "Left") (121401, DCM, "Derivation")=(R-00355, SRT, "Point source measurement")
L BULB ENDDIAST VEL	(11653-3, LN, "End Diastolic Velocity")	(T-45005, SRT, "Artery of neck") (T-45170, SRT, "Carotid Bulb")	(G-C171, SRT, "Laterality")=(G-A101, SRT, "Left") (121401, DCM, "Derivation")=(R-00355, SRT, "Point source measurement")
L BULB FVI			
FVI	(20354-7, LN, "Velocity Time Integral")	(T-45005, SRT, "Artery of neck") (T-45170, SRT, "Carotid Bulb")	(G-C171, SRT, "Laterality")=(G-A101, SRT, "Left") (121401, DCM, "Derivation")=(R-41D2D, SRT, "Calculated")

<i>ESAOTE MEASURE</i>	<i>BASE MEAS. CONCEPT NAME</i>	<i>SECTION</i>	<i>CONCEPT OR ACQUISITION CONTEXT MODIFIERS</i>
		"Carotid Bulb")	
PULSATILITY INDEX	(12008-9, LN, "Pulsatility Index")	(T-45005, SRT, "Artery of neck") (T-45170, SRT, "Carotid Bulb")	(G-C171, SRT, "Laterality")=(G-A101, SRT, "Left") (121401, DCM, "Derivation")=(R-41D2D, SRT, "Calculated")
RESISTIVE INDEX	(12023-8, LN, "Resistivity Index")	(T-45005, SRT, "Artery of neck") (T-45170, SRT, "Carotid Bulb")	(G-C171, SRT, "Laterality")=(G-A101, SRT, "Left") (121401, DCM, "Derivation")=(R-41D2D, SRT, "Calculated")
PEAK VELOCITY	(11726-7, LN, "Peak Systolic Velocity")	(T-45005, SRT, "Artery of neck") (T-45170, SRT, "Carotid Bulb")	(G-C171, SRT, "Laterality")=(G-A101, SRT, "Left") (121401, DCM, "Derivation")=(R-41D2D, SRT, "Calculated")
MEAN VELOCITY	(MN-25, ESAOTE_P1, "Time Averaged Velocity")	(T-45005, SRT, "Artery of neck") (T-45170, SRT, "Carotid Bulb")	(G-C171, SRT, "Laterality")=(G-A101, SRT, "Left") (121401, DCM, "Derivation")=(R-41D2D, SRT, "Calculated")
REVERSE VELOCITY	(MN-27, ESAOTE_P1, "Reverse Velocity")	(T-45005, SRT, "Artery of neck") (T-45170, SRT, "Carotid Bulb")	(G-C171, SRT, "Laterality")=(G-A101, SRT, "Left") (121401, DCM, "Derivation")=(R-41D2D, SRT, "Calculated")
DIASTOLIC VELOCITY	(11653-3, LN, "End Diastolic Velocity")	(T-45005, SRT, "Artery of neck") (T-45170, SRT, "Carotid Bulb")	(G-C171, SRT, "Laterality")=(G-A101, SRT, "Left") (121401, DCM, "Derivation")=(R-41D2D, SRT, "Calculated")
PEAK GRADIENT	(20247-3, LN, "Peak Gradient")	(T-45005, SRT, "Artery of neck") (T-45170, SRT, "Carotid Bulb")	(G-C171, SRT, "Laterality")=(G-A101, SRT, "Left") (121401, DCM, "Derivation")=(R-41D2D, SRT, "Calculated")
MEAN GRADIENT	(20256-4, LN, "Mean Gradient")	(T-45005, SRT, "Artery of neck") (T-45170, SRT, "Carotid Bulb")	(G-C171, SRT, "Laterality")=(G-A101, SRT, "Left") (121401, DCM, "Derivation")=(R-41D2D, SRT, "Calculated")
ACCELERATION	(MN-04, ESAOTE_P1, "Acceleration")	(T-45005, SRT, "Artery of neck") (T-45170, SRT, "Carotid Bulb")	(G-C171, SRT, "Laterality")=(G-A101, SRT, "Left") (121401, DCM, "Derivation")=(R-41D2D, SRT, "Calculated")
ACCELERATION TIME	(20168-1, LN, "Acceleration Time")	(T-45005, SRT, "Artery of neck") (T-45170, SRT, "Carotid Bulb")	(G-C171, SRT, "Laterality")=(G-A101, SRT, "Left") (121401, DCM, "Derivation")=(R-41D2D, SRT, "Calculated")
SYST VEL/DIAST VEL	(12144-2, LN, "Systolic to Diastolic Velocity Ratio")	(T-45005, SRT, "Artery of neck") (T-45170, SRT, "Carotid Bulb")	(G-C171, SRT, "Laterality")=(G-A101, SRT, "Left") (121401, DCM, "Derivation")=(R-41D2D, SRT, "Calculated")
DIAST VEL/SYST VEL	(MN-28, ESAOTE_P1, "Diastolic To Systolic Velocity Ratio")	(T-45005, SRT, "Artery of neck") (T-45170, SRT, "Carotid Bulb")	(G-C171, SRT, "Laterality")=(G-A101, SRT, "Left") (121401, DCM, "Derivation")=(R-41D2D, SRT, "Calculated")
L EXT CAROTID ART			
L ECA PEAK SYS VEL	(11726-7, LN, "Peak Systolic Velocity")	(T-45005, SRT, "Artery of neck") (T-45200, SRT, "External Carotid Artery")	(G-C171, SRT, "Laterality")=(G-A101, SRT, "Left") (121401, DCM, "Derivation")=(R-00355, SRT, "Point source measurement")
L ECA ENDDIAST VEL	(11653-3, LN, "End Diastolic Velocity")	(T-45005, SRT, "Artery of neck") (T-45200, SRT, "External Carotid Artery")	(G-C171, SRT, "Laterality")=(G-A101, SRT, "Left") (121401, DCM, "Derivation")=(R-00355, SRT, "Point source measurement")

ESAOTE MEASURE	BASE MEAS. CONCEPT NAME	SECTION	CONCEPT OR ACQUISITION CONTEXT MODIFIERS
L ECA FVI			
FVI	(20354-7, LN, "Velocity Time Integral")	(T-45005, SRT, "Artery of neck") (T-45200, SRT, "External Carotid Artery")	(G-C171, SRT, "Laterality")=(G-A101, SRT, "Left") (121401, DCM, "Derivation")=(R-41D2D, SRT, "Calculated")
PULSATILITY INDEX	(12008-9, LN, "Pulsatility Index")	(T-45005, SRT, "Artery of neck") (T-45200, SRT, "External Carotid Artery")	(G-C171, SRT, "Laterality")=(G-A101, SRT, "Left") (121401, DCM, "Derivation")=(R-41D2D, SRT, "Calculated")
RESISTIVE INDEX	(12023-8, LN, "Resistivity Index")	(T-45005, SRT, "Artery of neck") (T-45200, SRT, "External Carotid Artery")	(G-C171, SRT, "Laterality")=(G-A101, SRT, "Left") (121401, DCM, "Derivation")=(R-41D2D, SRT, "Calculated")
PEAK VELOCITY	(11726-7, LN, "Peak Systolic Velocity")	(T-45005, SRT, "Artery of neck") (T-45200, SRT, "External Carotid Artery")	(G-C171, SRT, "Laterality")=(G-A101, SRT, "Left") (121401, DCM, "Derivation")=(R-41D2D, SRT, "Calculated")
MEAN VELOCITY	(MN-25, ESAOTE_P1, "Time Averaged Velocity")	(T-45005, SRT, "Artery of neck") (T-45200, SRT, "External Carotid Artery")	(G-C171, SRT, "Laterality")=(G-A101, SRT, "Left") (121401, DCM, "Derivation")=(R-41D2D, SRT, "Calculated")
REVERSE VELOCITY	(MN-27, ESAOTE_P1, "Reverse Velocity")	(T-45005, SRT, "Artery of neck") (T-45200, SRT, "External Carotid Artery")	(G-C171, SRT, "Laterality")=(G-A101, SRT, "Left") (121401, DCM, "Derivation")=(R-41D2D, SRT, "Calculated")
DIASTOLIC VELOCITY	(11653-3, LN, "End Diastolic Velocity")	(T-45005, SRT, "Artery of neck") (T-45200, SRT, "External Carotid Artery")	(G-C171, SRT, "Laterality")=(G-A101, SRT, "Left") (121401, DCM, "Derivation")=(R-41D2D, SRT, "Calculated")
PEAK GRADIENT	(20247-3, LN, "Peak Gradient")	(T-45005, SRT, "Artery of neck") (T-45200, SRT, "External Carotid Artery")	(G-C171, SRT, "Laterality")=(G-A101, SRT, "Left") (121401, DCM, "Derivation")=(R-41D2D, SRT, "Calculated")
MEAN GRADIENT	(20256-4, LN, "Mean Gradient")	(T-45005, SRT, "Artery of neck") (T-45200, SRT, "External Carotid Artery")	(G-C171, SRT, "Laterality")=(G-A101, SRT, "Left") (121401, DCM, "Derivation")=(R-41D2D, SRT, "Calculated")
ACCELERATION	(MN-04, ESAOTE_P1, "Acceleration")	(T-45005, SRT, "Artery of neck") (T-45200, SRT, "External Carotid Artery")	(G-C171, SRT, "Laterality")=(G-A101, SRT, "Left") (121401, DCM, "Derivation")=(R-41D2D, SRT, "Calculated")
ACCELERATION TIME	(20168-1, LN, "Acceleration Time")	(T-45005, SRT, "Artery of neck") (T-45200, SRT, "External Carotid Artery")	(G-C171, SRT, "Laterality")=(G-A101, SRT, "Left") (121401, DCM, "Derivation")=(R-41D2D, SRT, "Calculated")
SYST VEL/DIAST VEL	(12144-2, LN, "Systolic to Diastolic Velocity Ratio")	(T-45005, SRT, "Artery of neck") (T-45200, SRT, "External Carotid Artery")	(G-C171, SRT, "Laterality")=(G-A101, SRT, "Left") (121401, DCM, "Derivation")=(R-41D2D, SRT, "Calculated")
DIAST VEL/SYST VEL	(MN-28, ESAOTE_P1, "Diastolic To	(T-45005, SRT, "Artery of neck") (T-45200, SRT,	(G-C171, SRT, "Laterality")=(G-A101, SRT, "Left") (121401, DCM, "Derivation")=(R-41D2D, SRT, "Calculated")

ESAOTE MEASURE	BASE MEAS. CONCEPT NAME	SECTION	CONCEPT OR ACQUISITION CONTEXT MODIFIERS
	Systolic Velocity Ratio")	"External Carotid Artery")	
L ICA PROXIMAL			
L ICA PROX PS VEL	(11726-7, LN, "Peak Systolic Velocity")	(T-45005, SRT, "Artery of neck") (T-45300, SRT, "Internal Carotid Artery")	(G-C171, SRT, "Laterality")=(G-A101, SRT, "Left") (121401, DCM, "Derivation")=(R-00355, SRT, "Point source measurement") (G-A1F8, SRT, "Topographical Modifier")=(G-A118, SRT, "Proximal")
L ICA PROX ED VEL	(11653-3, LN, "End Diastolic Velocity")	(T-45005, SRT, "Artery of neck") (T-45300, SRT, "Internal Carotid Artery")	(G-C171, SRT, "Laterality")=(G-A101, SRT, "Left") (121401, DCM, "Derivation")=(R-00355, SRT, "Point source measurement") (G-A1F8, SRT, "Topographical Modifier")=(G-A118, SRT, "Proximal")
L ICA PROX FVI			
FVI	(20354-7, LN, "Velocity Time Integral")	(T-45005, SRT, "Artery of neck") (T-45300, SRT, "Internal Carotid Artery")	(G-C171, SRT, "Laterality")=(G-A101, SRT, "Left") (121401, DCM, "Derivation")=(R-41D2D, SRT, "Calculated") (G-A1F8, SRT, "Topographical Modifier")=(G-A118, SRT, "Proximal")
PULSATILITY INDEX	(12008-9, LN, "Pulsatility Index")	(T-45005, SRT, "Artery of neck") (T-45300, SRT, "Internal Carotid Artery")	(G-C171, SRT, "Laterality")=(G-A101, SRT, "Left") (121401, DCM, "Derivation")=(R-41D2D, SRT, "Calculated") (G-A1F8, SRT, "Topographical Modifier")=(G-A118, SRT, "Proximal")
RESISTIVE INDEX	(12023-8, LN, "Resistivity Index")	(T-45005, SRT, "Artery of neck") (T-45300, SRT, "Internal Carotid Artery")	(G-C171, SRT, "Laterality")=(G-A101, SRT, "Left") (121401, DCM, "Derivation")=(R-41D2D, SRT, "Calculated") (G-A1F8, SRT, "Topographical Modifier")=(G-A118, SRT, "Proximal")
PEAK VELOCITY	(11726-7, LN, "Peak Systolic Velocity")	(T-45005, SRT, "Artery of neck") (T-45300, SRT, "Internal Carotid Artery")	(G-C171, SRT, "Laterality")=(G-A101, SRT, "Left") (121401, DCM, "Derivation")=(R-41D2D, SRT, "Calculated") (G-A1F8, SRT, "Topographical Modifier")=(G-A118, SRT, "Proximal")
MEAN VELOCITY	(MN-25, ESAOTE_P1, "Time Averaged Velocity")	(T-45005, SRT, "Artery of neck") (T-45300, SRT, "Internal Carotid Artery")	(G-C171, SRT, "Laterality")=(G-A101, SRT, "Left") (121401, DCM, "Derivation")=(R-41D2D, SRT, "Calculated") (G-A1F8, SRT, "Topographical Modifier")=(G-A118, SRT, "Proximal")
REVERSE VELOCITY	(MN-27, ESAOTE_P1, "Reverse Velocity")	(T-45005, SRT, "Artery of neck") (T-45300, SRT, "Internal Carotid Artery")	(G-C171, SRT, "Laterality")=(G-A101, SRT, "Left") (121401, DCM, "Derivation")=(R-41D2D, SRT, "Calculated") (G-A1F8, SRT, "Topographical Modifier")=(G-A118, SRT, "Proximal")
DIASTOLIC VELOCITY	(11653-3, LN, "End Diastolic Velocity")	(T-45005, SRT, "Artery of neck") (T-45300, SRT, "Internal Carotid Artery")	(G-C171, SRT, "Laterality")=(G-A101, SRT, "Left") (121401, DCM, "Derivation")=(R-41D2D, SRT, "Calculated") (G-A1F8, SRT, "Topographical Modifier")=(G-A118, SRT, "Proximal")
PEAK GRADIENT	(20247-3, LN, "Peak Gradient")	(T-45005, SRT, "Artery of neck") (T-45300, SRT, "Internal Carotid Artery")	(G-C171, SRT, "Laterality")=(G-A101, SRT, "Left") (121401, DCM, "Derivation")=(R-41D2D, SRT, "Calculated") (G-A1F8, SRT, "Topographical Modifier")=(G-A118, SRT, "Proximal")
MEAN GRADIENT	(20256-4, LN, "Mean Gradient")	(T-45005, SRT, "Artery of neck") (T-45300, SRT, "Internal Carotid Artery")	(G-C171, SRT, "Laterality")=(G-A101, SRT, "Left") (121401, DCM, "Derivation")=(R-41D2D, SRT, "Calculated") (G-A1F8, SRT, "Topographical Modifier")=(G-A118, SRT, "Proximal")
ACCELERATION	(MN-04, ESAOTE_P1, "Acceleration")	(T-45005, SRT, "Artery of neck") (T-45300, SRT, "Internal Carotid	(G-C171, SRT, "Laterality")=(G-A101, SRT, "Left") (121401, DCM, "Derivation")=(R-41D2D, SRT, "Calculated") (G-A1F8, SRT, "Topographical Modifier")=(G-A118, SRT, "Proximal")

ESAOTE MEASURE	BASE MEAS. CONCEPT NAME	SECTION	CONCEPT OR ACQUISITION CONTEXT MODIFIERS
		Artery")	
ACCELERATION TIME	(20168-1, LN, "Acceleration Time")	(T-45005, SRT, "Artery of neck") (T-45300, SRT, "Internal Carotid Artery")	(G-C171, SRT, "Laterality")=(G-A101, SRT, "Left") (121401, DCM, "Derivation")=(R-41D2D, SRT, "Calculated") (G-A1F8, SRT, "Topographical Modifier")=(G-A118, SRT, "Proximal")
SYST VEL/DIAST VEL	(12144-2, LN, "Systolic to Diastolic Velocity Ratio")	(T-45005, SRT, "Artery of neck") (T-45300, SRT, "Internal Carotid Artery")	(G-C171, SRT, "Laterality")=(G-A101, SRT, "Left") (121401, DCM, "Derivation")=(R-41D2D, SRT, "Calculated") (G-A1F8, SRT, "Topographical Modifier")=(G-A118, SRT, "Proximal")
DIAST VEL/SYST VEL	(MN-28, ESAOTE_P1, "Diastolic To Systolic Velocity Ratio")	(T-45005, SRT, "Artery of neck") (T-45300, SRT, "Internal Carotid Artery")	(G-C171, SRT, "Laterality")=(G-A101, SRT, "Left") (121401, DCM, "Derivation")=(R-41D2D, SRT, "Calculated") (G-A1F8, SRT, "Topographical Modifier")=(G-A118, SRT, "Proximal")
L ICA MID			
L ICA MID PS VEL	(11726-7, LN, "Peak Systolic Velocity")	(T-45005, SRT, "Artery of neck") (T-45300, SRT, "Internal Carotid Artery")	(G-C171, SRT, "Laterality")=(G-A101, SRT, "Left") (121401, DCM, "Derivation")=(R-00355, SRT, "Point source measurement") (G-A1F8, SRT, "Topographical Modifier")=(G-A188, SRT, "Mid-longitudinal")
L ICA MID ED VEL	(11653-3, LN, "End Diastolic Velocity")	(T-45005, SRT, "Artery of neck") (T-45300, SRT, "Internal Carotid Artery")	(G-C171, SRT, "Laterality")=(G-A101, SRT, "Left") (121401, DCM, "Derivation")=(R-00355, SRT, "Point source measurement") (G-A1F8, SRT, "Topographical Modifier")=(G-A188, SRT, "Mid-longitudinal")
L ICA MID FVI			
FVI	(20354-7, LN, "Velocity Time Integral")	(T-45005, SRT, "Artery of neck") (T-45300, SRT, "Internal Carotid Artery")	(G-C171, SRT, "Laterality")=(G-A101, SRT, "Left") (121401, DCM, "Derivation")=(R-41D2D, SRT, "Calculated") (G-A1F8, SRT, "Topographical Modifier")=(G-A188, SRT, "Mid-longitudinal")
PULSATILITY INDEX	(12008-9, LN, "Pulsatility Index")	(T-45005, SRT, "Artery of neck") (T-45300, SRT, "Internal Carotid Artery")	(G-C171, SRT, "Laterality")=(G-A101, SRT, "Left") (121401, DCM, "Derivation")=(R-41D2D, SRT, "Calculated") (G-A1F8, SRT, "Topographical Modifier")=(G-A188, SRT, "Mid-longitudinal")
RESISTIVE INDEX	(12023-8, LN, "Resistivity Index")	(T-45005, SRT, "Artery of neck") (T-45300, SRT, "Internal Carotid Artery")	(G-C171, SRT, "Laterality")=(G-A101, SRT, "Left") (121401, DCM, "Derivation")=(R-41D2D, SRT, "Calculated") (G-A1F8, SRT, "Topographical Modifier")=(G-A188, SRT, "Mid-longitudinal")
PEAK VELOCITY	(11726-7, LN, "Peak Systolic Velocity")	(T-45005, SRT, "Artery of neck") (T-45300, SRT, "Internal Carotid Artery")	(G-C171, SRT, "Laterality")=(G-A101, SRT, "Left") (121401, DCM, "Derivation")=(R-41D2D, SRT, "Calculated") (G-A1F8, SRT, "Topographical Modifier")=(G-A188, SRT, "Mid-longitudinal")
MEAN VELOCITY	(MN-25, ESAOTE_P1, "Time Averaged Velocity")	(T-45005, SRT, "Artery of neck") (T-45300, SRT, "Internal Carotid Artery")	(G-C171, SRT, "Laterality")=(G-A101, SRT, "Left") (121401, DCM, "Derivation")=(R-41D2D, SRT, "Calculated") (G-A1F8, SRT, "Topographical Modifier")=(G-A188, SRT, "Mid-longitudinal")
REVERSE VELOCITY	(MN-27, ESAOTE_P1, "Reverse Velocity")	(T-45005, SRT, "Artery of neck") (T-45300, SRT, "Internal Carotid Artery")	(G-C171, SRT, "Laterality")=(G-A101, SRT, "Left") (121401, DCM, "Derivation")=(R-41D2D, SRT, "Calculated") (G-A1F8, SRT, "Topographical Modifier")=(G-A188, SRT, "Mid-longitudinal")
DIASTOLIC VELOCITY	(11653-3, LN, "End Diastolic Velocity")	(T-45005, SRT, "Artery of neck") (T-45300, SRT, "Internal Carotid	(G-C171, SRT, "Laterality")=(G-A101, SRT, "Left") (121401, DCM, "Derivation")=(R-41D2D, SRT, "Calculated") (G-A1F8, SRT, "Topographical Modifier")=(G-A188, SRT, "Mid-longitudinal")

ESAOTE MEASURE	BASE MEAS. CONCEPT NAME	SECTION	CONCEPT OR ACQUISITION CONTEXT MODIFIERS
		Artery")	
PEAK GRADIENT	(20247-3, LN, "Peak Gradient")	(T-45005, SRT, "Artery of neck") (T-45300, SRT, "Internal Carotid Artery")	(G-C171, SRT, "Laterality")=(G-A101, SRT, "Left") (121401, DCM, "Derivation")=(R-41D2D, SRT, "Calculated") (G-A1F8, SRT, "Topographical Modifier")=(G-A188, SRT, "Mid-longitudinal")
MEAN GRADIENT	(20256-4, LN, "Mean Gradient")	(T-45005, SRT, "Artery of neck") (T-45300, SRT, "Internal Carotid Artery")	(G-C171, SRT, "Laterality")=(G-A101, SRT, "Left") (121401, DCM, "Derivation")=(R-41D2D, SRT, "Calculated") (G-A1F8, SRT, "Topographical Modifier")=(G-A188, SRT, "Mid-longitudinal")
ACCELERATION	(MN-04, ESAOTE_P1, "Acceleration")	(T-45005, SRT, "Artery of neck") (T-45300, SRT, "Internal Carotid Artery")	(G-C171, SRT, "Laterality")=(G-A101, SRT, "Left") (121401, DCM, "Derivation")=(R-41D2D, SRT, "Calculated") (G-A1F8, SRT, "Topographical Modifier")=(G-A188, SRT, "Mid-longitudinal")
ACCELERATION TIME	(20168-1, LN, "Acceleration Time")	(T-45005, SRT, "Artery of neck") (T-45300, SRT, "Internal Carotid Artery")	(G-C171, SRT, "Laterality")=(G-A101, SRT, "Left") (121401, DCM, "Derivation")=(R-41D2D, SRT, "Calculated") (G-A1F8, SRT, "Topographical Modifier")=(G-A188, SRT, "Mid-longitudinal")
SYST VEL/DIAST VEL	(12144-2, LN, "Systolic to Diastolic Velocity Ratio")	(T-45005, SRT, "Artery of neck") (T-45300, SRT, "Internal Carotid Artery")	(G-C171, SRT, "Laterality")=(G-A101, SRT, "Left") (121401, DCM, "Derivation")=(R-41D2D, SRT, "Calculated") (G-A1F8, SRT, "Topographical Modifier")=(G-A188, SRT, "Mid-longitudinal")
DIAST VEL/SYST VEL	(MN-28, ESAOTE_P1, "Diastolic To Systolic Velocity Ratio")	(T-45005, SRT, "Artery of neck") (T-45300, SRT, "Internal Carotid Artery")	(G-C171, SRT, "Laterality")=(G-A101, SRT, "Left") (121401, DCM, "Derivation")=(R-41D2D, SRT, "Calculated") (G-A1F8, SRT, "Topographical Modifier")=(G-A188, SRT, "Mid-longitudinal")
L ICA DISTAL			
L ICA DIST PS VEL	(11726-7, LN, "Peak Systolic Velocity")	(T-45005, SRT, "Artery of neck") (T-45300, SRT, "Internal Carotid Artery")	(G-C171, SRT, "Laterality")=(G-A101, SRT, "Left") (121401, DCM, "Derivation")=(R-00355, SRT, "Point source measurement") (G-A1F8, SRT, "Topographical Modifier")=(G-A119, SRT, "Distal")
L ICA DIST ED VEL	(11653-3, LN, "End Diastolic Velocity")	(T-45005, SRT, "Artery of neck") (T-45300, SRT, "Internal Carotid Artery")	(G-C171, SRT, "Laterality")=(G-A101, SRT, "Left") (121401, DCM, "Derivation")=(R-00355, SRT, "Point source measurement") (G-A1F8, SRT, "Topographical Modifier")=(G-A119, SRT, "Distal")
L ICA DIS FVI			
FVI	(20354-7, LN, "Velocity Time Integral")	(T-45005, SRT, "Artery of neck") (T-45300, SRT, "Internal Carotid Artery")	(G-C171, SRT, "Laterality")=(G-A101, SRT, "Left") (121401, DCM, "Derivation")=(R-41D2D, SRT, "Calculated") (G-A1F8, SRT, "Topographical Modifier")=(G-A119, SRT, "Distal")
PULSATILITY INDEX	(12008-9, LN, "Pulsatility Index")	(T-45005, SRT, "Artery of neck") (T-45300, SRT, "Internal Carotid Artery")	(G-C171, SRT, "Laterality")=(G-A101, SRT, "Left") (121401, DCM, "Derivation")=(R-41D2D, SRT, "Calculated") (G-A1F8, SRT, "Topographical Modifier")=(G-A119, SRT, "Distal")
RESISTIVE INDEX	(12023-8, LN, "Resistivity Index")	(T-45005, SRT, "Artery of neck") (T-45300, SRT, "Internal Carotid Artery")	(G-C171, SRT, "Laterality")=(G-A101, SRT, "Left") (121401, DCM, "Derivation")=(R-41D2D, SRT, "Calculated") (G-A1F8, SRT, "Topographical Modifier")=(G-A119, SRT, "Distal")
PEAK VELOCITY	(11726-7, LN, "Peak Systolic Velocity")	(T-45005, SRT, "Artery of neck") (T-45300, SRT, "Internal Carotid	(G-C171, SRT, "Laterality")=(G-A101, SRT, "Left") (121401, DCM, "Derivation")=(R-41D2D, SRT, "Calculated") (G-A1F8, SRT, "Topographical Modifier")=(G-A119, SRT, "Distal")

ESAOTE MEASURE	BASE MEAS. CONCEPT NAME	SECTION	CONCEPT OR ACQUISITION CONTEXT MODIFIERS
		Artery")	
MEAN VELOCITY	(MN-25,ESAOTE_P1, "Time Averaged Velocity")	(T-45005,SRT, "Artery of neck") (T-45300,SRT, "Internal Carotid Artery")	(G-C171, SRT, "Laterality")=(G-A101,SRT, "Left") (121401, DCM, "Derivation")=(R-41D2D,SRT, "Calculated") (G-A1F8, SRT, "Topographical Modifier")=(G-A119,SRT, "Distal")
REVERSE VELOCITY	(MN-27,ESAOTE_P1, "Reverse Velocity")	(T-45005,SRT, "Artery of neck") (T-45300,SRT, "Internal Carotid Artery")	(G-C171, SRT, "Laterality")=(G-A101,SRT, "Left") (121401, DCM, "Derivation")=(R-41D2D,SRT, "Calculated") (G-A1F8, SRT, "Topographical Modifier")=(G-A119,SRT, "Distal")
DIASTOLIC VELOCITY	(11653-3,LN, "End Diastolic Velocity")	(T-45005,SRT, "Artery of neck") (T-45300,SRT, "Internal Carotid Artery")	(G-C171, SRT, "Laterality")=(G-A101,SRT, "Left") (121401, DCM, "Derivation")=(R-41D2D,SRT, "Calculated") (G-A1F8, SRT, "Topographical Modifier")=(G-A119,SRT, "Distal")
PEAK GRADIENT	(20247-3,LN, "Peak Gradient")	(T-45005,SRT, "Artery of neck") (T-45300,SRT, "Internal Carotid Artery")	(G-C171, SRT, "Laterality")=(G-A101,SRT, "Left") (121401, DCM, "Derivation")=(R-41D2D,SRT, "Calculated") (G-A1F8, SRT, "Topographical Modifier")=(G-A119,SRT, "Distal")
MEAN GRADIENT	(20256-4,LN, "Mean Gradient")	(T-45005,SRT, "Artery of neck") (T-45300,SRT, "Internal Carotid Artery")	(G-C171, SRT, "Laterality")=(G-A101,SRT, "Left") (121401, DCM, "Derivation")=(R-41D2D,SRT, "Calculated") (G-A1F8, SRT, "Topographical Modifier")=(G-A119,SRT, "Distal")
ACCELERATION	(MN-04,ESAOTE_P1, "Acceleration")	(T-45005,SRT, "Artery of neck") (T-45300,SRT, "Internal Carotid Artery")	(G-C171, SRT, "Laterality")=(G-A101,SRT, "Left") (121401, DCM, "Derivation")=(R-41D2D,SRT, "Calculated") (G-A1F8, SRT, "Topographical Modifier")=(G-A119,SRT, "Distal")
ACCELERATION TIME	(20168-1,LN, "Acceleration Time")	(T-45005,SRT, "Artery of neck") (T-45300,SRT, "Internal Carotid Artery")	(G-C171, SRT, "Laterality")=(G-A101,SRT, "Left") (121401, DCM, "Derivation")=(R-41D2D,SRT, "Calculated") (G-A1F8, SRT, "Topographical Modifier")=(G-A119,SRT, "Distal")
SYST VEL/DIAST VEL	(12144-2,LN, "Systolic to Diastolic Velocity Ratio")	(T-45005,SRT, "Artery of neck") (T-45300,SRT, "Internal Carotid Artery")	(G-C171, SRT, "Laterality")=(G-A101,SRT, "Left") (121401, DCM, "Derivation")=(R-41D2D,SRT, "Calculated") (G-A1F8, SRT, "Topographical Modifier")=(G-A119,SRT, "Distal")
DIAST VEL/SYST VEL	(MN-28,ESAOTE_P1, "Diastolic To Systolic Velocity Ratio")	(T-45005,SRT, "Artery of neck") (T-45300,SRT, "Internal Carotid Artery")	(G-C171, SRT, "Laterality")=(G-A101,SRT, "Left") (121401, DCM, "Derivation")=(R-41D2D,SRT, "Calculated") (G-A1F8, SRT, "Topographical Modifier")=(G-A119,SRT, "Distal")
L VERTEBRAL ART			
L VA PEAK SYS VEL	(11726-7,LN, "Peak Systolic Velocity")	(T-45005,SRT, "Artery of neck") (T-45700,SRT, "Vertebral Artery")	(G-C171, SRT, "Laterality")=(G-A101,SRT, "Left") (121401, DCM, "Derivation")=(R-00355,SRT, "Point source measurement")
L VA ENDDIAST VEL	(11653-3,LN, "End Diastolic Velocity")	(T-45005,SRT, "Artery of neck") (T-45700,SRT, "Vertebral Artery")	(G-C171, SRT, "Laterality")=(G-A101,SRT, "Left") (121401, DCM, "Derivation")=(R-00355,SRT, "Point source measurement")
L VA FVI			
FVI	(20354-7,LN, "Velocity Time Integral")	(T-45005,SRT, "Artery of neck") (T-45700,SRT, "Vertebral Artery")	(G-C171, SRT, "Laterality")=(G-A101,SRT, "Left") (121401, DCM, "Derivation")=(R-41D2D,SRT, "Calculated")
PULSATILITY INDEX	(12008-9,LN, "Pulsatility Index")	(T-45005,SRT, "Artery of neck")	(G-C171, SRT, "Laterality")=(G-A101,SRT, "Left") (121401, DCM, "Derivation")=(R-41D2D,SRT, "Calculated")

ESAOTE MEASURE	BASE MEAS. CONCEPT NAME	SECTION	CONCEPT OR ACQUISITION CONTEXT MODIFIERS
		(T-45700,SRT, "Vertebral Artery")	
RESISTIVE INDEX	(12023-8,LN, "Resistivity Index")	(T-45005,SRT, "Artery of neck") (T-45700,SRT, "Vertebral Artery")	(G-C171, SRT, "Laterality")=(G-A101,SRT, "Left") (121401, DCM, "Derivation")=(R-41D2D,SRT, "Calculated")
PEAK VELOCITY	(11726-7,LN, "Peak Systolic Velocity")	(T-45005,SRT, "Artery of neck") (T-45700,SRT, "Vertebral Artery")	(G-C171, SRT, "Laterality")=(G-A101,SRT, "Left") (121401, DCM, "Derivation")=(R-41D2D,SRT, "Calculated")
MEAN VELOCITY	(MN-25,ESAOTE_P1, "Time Averaged Velocity")	(T-45005,SRT, "Artery of neck") (T-45700,SRT, "Vertebral Artery")	(G-C171, SRT, "Laterality")=(G-A101,SRT, "Left") (121401, DCM, "Derivation")=(R-41D2D,SRT, "Calculated")
REVERSE VELOCITY	(MN-27,ESAOTE_P1, "Reverse Velocity")	(T-45005,SRT, "Artery of neck") (T-45700,SRT, "Vertebral Artery")	(G-C171, SRT, "Laterality")=(G-A101,SRT, "Left") (121401, DCM, "Derivation")=(R-41D2D,SRT, "Calculated")
DIASTOLIC VELOCITY	(11653-3,LN, "End Diastolic Velocity")	(T-45005,SRT, "Artery of neck") (T-45700,SRT, "Vertebral Artery")	(G-C171, SRT, "Laterality")=(G-A101,SRT, "Left") (121401, DCM, "Derivation")=(R-41D2D,SRT, "Calculated")
PEAK GRADIENT	(20247-3,LN, "Peak Gradient")	(T-45005,SRT, "Artery of neck") (T-45700,SRT, "Vertebral Artery")	(G-C171, SRT, "Laterality")=(G-A101,SRT, "Left") (121401, DCM, "Derivation")=(R-41D2D,SRT, "Calculated")
MEAN GRADIENT	(20256-4,LN, "Mean Gradient")	(T-45005,SRT, "Artery of neck") (T-45700,SRT, "Vertebral Artery")	(G-C171, SRT, "Laterality")=(G-A101,SRT, "Left") (121401, DCM, "Derivation")=(R-41D2D,SRT, "Calculated")
ACCELERATION	(MN-04,ESAOTE_P1, "Acceleration")	(T-45005,SRT, "Artery of neck") (T-45700,SRT, "Vertebral Artery")	(G-C171, SRT, "Laterality")=(G-A101,SRT, "Left") (121401, DCM, "Derivation")=(R-41D2D,SRT, "Calculated")
ACCELERATION TIME	(20168-1,LN, "Acceleration Time")	(T-45005,SRT, "Artery of neck") (T-45700,SRT, "Vertebral Artery")	(G-C171, SRT, "Laterality")=(G-A101,SRT, "Left") (121401, DCM, "Derivation")=(R-41D2D,SRT, "Calculated")
SYST VEL/DIAST VEL	(12144-2,LN, "Systolic to Diastolic Velocity Ratio")	(T-45005,SRT, "Artery of neck") (T-45700,SRT, "Vertebral Artery")	(G-C171, SRT, "Laterality")=(G-A101,SRT, "Left") (121401, DCM, "Derivation")=(R-41D2D,SRT, "Calculated")
DIAST VEL/SYST VEL	(MN-28,ESAOTE_P1, "Diastolic To Systolic Velocity Ratio")	(T-45005,SRT, "Artery of neck") (T-45700,SRT, "Vertebral Artery")	(G-C171, SRT, "Laterality")=(G-A101,SRT, "Left") (121401, DCM, "Derivation")=(R-41D2D,SRT, "Calculated")
L SUBCLAVIAN ART			
L SA PEAK SYS VEL	(11726-7,LN, "Peak Systolic Velocity")	(T-47020,SRT, "Artery Of Upper Extremity") (T-46100,SRT, "Subclavian Artery")	(G-C171, SRT, "Laterality")=(G-A101,SRT, "Left") (121401, DCM, "Derivation")=(R-00355,SRT, "Point source measurement")
L SA ENDDIAST VEL	(11653-3,LN, "End Diastolic Velocity")	(T-47020,SRT, "Artery Of Upper Extremity") (T-46100,SRT, "Subclavian Artery")	(G-C171, SRT, "Laterality")=(G-A101,SRT, "Left") (121401, DCM, "Derivation")=(R-00355,SRT, "Point source measurement")
L SA FVI			

<i>ESAOTE MEASURE</i>	<i>BASE MEAS. CONCEPT NAME</i>	<i>SECTION</i>	<i>CONCEPT OR ACQUISITION CONTEXT MODIFIERS</i>
FVI	(20354-7, LN, "Velocity Time Integral")	(T-47020, SRT, "Artery Of Upper Extremity") (T-46100, SRT, "Subclavian Artery")	(G-C171, SRT, "Laterality")=(G-A101, SRT, "Left") (121401, DCM, "Derivation")=(R-41D2D, SRT, "Calculated")
PULSATILITY INDEX	(12008-9, LN, "Pulsatility Index")	(T-47020, SRT, "Artery Of Upper Extremity") (T-46100, SRT, "Subclavian Artery")	(G-C171, SRT, "Laterality")=(G-A101, SRT, "Left") (121401, DCM, "Derivation")=(R-41D2D, SRT, "Calculated")
RESISTIVE INDEX	(12023-8, LN, "Resistivity Index")	(T-47020, SRT, "Artery Of Upper Extremity") (T-46100, SRT, "Subclavian Artery")	(G-C171, SRT, "Laterality")=(G-A101, SRT, "Left") (121401, DCM, "Derivation")=(R-41D2D, SRT, "Calculated")
PEAK VELOCITY	(11726-7, LN, "Peak Systolic Velocity")	(T-47020, SRT, "Artery Of Upper Extremity") (T-46100, SRT, "Subclavian Artery")	(G-C171, SRT, "Laterality")=(G-A101, SRT, "Left") (121401, DCM, "Derivation")=(R-41D2D, SRT, "Calculated")
MEAN VELOCITY	(MN-25, ESAOTE_P1, "Time Averaged Velocity")	(T-47020, SRT, "Artery Of Upper Extremity") (T-46100, SRT, "Subclavian Artery")	(G-C171, SRT, "Laterality")=(G-A101, SRT, "Left") (121401, DCM, "Derivation")=(R-41D2D, SRT, "Calculated")
REVERSE VELOCITY	(MN-27, ESAOTE_P1, "Reverse Velocity")	(T-47020, SRT, "Artery Of Upper Extremity") (T-46100, SRT, "Subclavian Artery")	(G-C171, SRT, "Laterality")=(G-A101, SRT, "Left") (121401, DCM, "Derivation")=(R-41D2D, SRT, "Calculated")
DIASTOLIC VELOCITY	(11653-3, LN, "End Diastolic Velocity")	(T-47020, SRT, "Artery Of Upper Extremity") (T-46100, SRT, "Subclavian Artery")	(G-C171, SRT, "Laterality")=(G-A101, SRT, "Left") (121401, DCM, "Derivation")=(R-41D2D, SRT, "Calculated")
PEAK GRADIENT	(20247-3, LN, "Peak Gradient")	(T-47020, SRT, "Artery Of Upper Extremity") (T-46100, SRT, "Subclavian Artery")	(G-C171, SRT, "Laterality")=(G-A101, SRT, "Left") (121401, DCM, "Derivation")=(R-41D2D, SRT, "Calculated")
MEAN GRADIENT	(20256-4, LN, "Mean Gradient")	(T-47020, SRT, "Artery Of Upper Extremity") (T-46100, SRT, "Subclavian Artery")	(G-C171, SRT, "Laterality")=(G-A101, SRT, "Left") (121401, DCM, "Derivation")=(R-41D2D, SRT, "Calculated")
ACCELERATION	(MN-04, ESAOTE_P1, "Acceleration")	(T-47020, SRT, "Artery Of Upper Extremity") (T-46100, SRT, "Subclavian Artery")	(G-C171, SRT, "Laterality")=(G-A101, SRT, "Left") (121401, DCM, "Derivation")=(R-41D2D, SRT, "Calculated")
ACCELERATION TIME	(20168-1, LN, "Acceleration Time")	(T-47020, SRT, "Artery Of Upper Extremity") (T-46100, SRT, "Subclavian Artery")	(G-C171, SRT, "Laterality")=(G-A101, SRT, "Left") (121401, DCM, "Derivation")=(R-41D2D, SRT, "Calculated")

<i>ESAOTE MEASURE</i>	<i>BASE MEAS. CONCEPT NAME</i>	<i>SECTION</i>	<i>CONCEPT OR ACQUISITION CONTEXT MODIFIERS</i>
SYST VEL/DIAST VEL	(12144-2, LN, "Systolic to Diastolic Velocity Ratio")	(T-47020, SRT, "Artery Of Upper Extremity") (T-46100, SRT, "Subclavian Artery")	(G-C171, SRT, "Laterality")=(G-A101, SRT, "Left") (121401, DCM, "Derivation")=(R-41D2D, SRT, "Calculated")
DIAST VEL/SYST VEL	(MN-28, ESAOTE_P1, "Diastolic To Systolic Velocity Ratio")	(T-47020, SRT, "Artery Of Upper Extremity") (T-46100, SRT, "Subclavian Artery")	(G-C171, SRT, "Laterality")=(G-A101, SRT, "Left") (121401, DCM, "Derivation")=(R-41D2D, SRT, "Calculated")
LICA/LCCA RATIO			
LICA/LCCA RATIO	(33868-1, LN, "ICA/CCA velocity ratio")	(T-45005, SRT, "Artery of neck")	(G-C171, SRT, "Laterality")=(G-A101, SRT, "Left")
L L LIMBS			
L V CAVA REFLUX TIME			
REFLUX TIME	(MN-11, ESAOTE_P1, "Reflux Duration Time")	(T-487A0, SRT, "Vein of Abdomen") (T-48710, SRT, "Inferior Vena Cava")	(G-C171, SRT, "Laterality")=(G-A101, SRT, "Left")
THICKNESS	(MN-26, ESAOTE_P1, "Vessel Thickness")	(T-487A0, SRT, "Vein of Abdomen") (T-48710, SRT, "Inferior Vena Cava")	(G-C171, SRT, "Laterality")=(G-A101, SRT, "Left")
WIDTH	(G-0365, SRT, "Vessel outside diameter")	(T-487A0, SRT, "Vein of Abdomen") (T-48710, SRT, "Inferior Vena Cava")	(G-C171, SRT, "Laterality")=(G-A101, SRT, "Left")
L CIV REFLUX TIME			
REFLUX TIME	(MN-11, ESAOTE_P1, "Reflux Duration Time")	(T-49403, SRT, "Vein of Lower Extremity") (T-48920, SRT, "Common Iliac Vein")	(G-C171, SRT, "Laterality")=(G-A101, SRT, "Left")
THICKNESS	(MN-26, ESAOTE_P1, "Vessel Thickness")	(T-49403, SRT, "Vein of Lower Extremity") (T-48920, SRT, "Common Iliac Vein")	(G-C171, SRT, "Laterality")=(G-A101, SRT, "Left")
WIDTH	(G-0365, SRT, "Vessel outside diameter")	(T-49403, SRT, "Vein of Lower Extremity") (T-48920, SRT, "Common Iliac Vein")	(G-C171, SRT, "Laterality")=(G-A101, SRT, "Left")
L EIV REFLUX TIME			
REFLUX TIME	(MN-11, ESAOTE_P1, "Reflux Duration Time")	(T-49403, SRT, "Vein of Lower Extremity") (T-48930, SRT, "External Iliac Vein")	(G-C171, SRT, "Laterality")=(G-A101, SRT, "Left")
THICKNESS	(MN-26, ESAOTE_P1, "Vessel Thickness")	(T-49403, SRT, "Vein of Lower Extremity")	(G-C171, SRT, "Laterality")=(G-A101, SRT, "Left")

ESAOTE MEASURE	BASE MEAS. CONCEPT NAME	SECTION	CONCEPT OR ACQUISITION CONTEXT MODIFIERS
	"Vessel Thickness")	Extremity") (T-48930,SRT, "External Iliac Vein")	
WIDTH	(G-0365,SRT, "Vessel outside diameter")	(T-49403,SRT, "Vein of Lower Extremity") (T-48930,SRT, "External Iliac Vein")	(G-C171, SRT, "Laterality")=(G-A101,SRT, "Left")
L IIV RT-HYPOGASTRIC			
REFLUX TIME	(MN- 11,ESAOTE_P1, "Reflux Duration Time")	(T-49403,SRT, "Vein of Lower Extremity") (T-48940,SRT, "Internal iliac vein")	(G-C171, SRT, "Laterality")=(G-A101,SRT, "Left")
THICKNESS	(MN- 26,ESAOTE_P1, "Vessel Thickness")	(T-49403,SRT, "Vein of Lower Extremity") (T-48940,SRT, "Internal iliac vein")	(G-C171, SRT, "Laterality")=(G-A101,SRT, "Left")
WIDTH	(G-0365,SRT, "Vessel outside diameter")	(T-49403,SRT, "Vein of Lower Extremity") (T-48940,SRT, "Internal iliac vein")	(G-C171, SRT, "Laterality")=(G-A101,SRT, "Left")
L CFV REFLUX TIME			
REFLUX TIME	(MN- 11,ESAOTE_P1, "Reflux Duration Time")	(T-49403,SRT, "Vein of Lower Extremity") (G-035B,SRT, "Common Femoral Vein")	(G-C171, SRT, "Laterality")=(G-A101,SRT, "Left")
THICKNESS	(MN- 26,ESAOTE_P1, "Vessel Thickness")	(T-49403,SRT, "Vein of Lower Extremity") (G-035B,SRT, "Common Femoral Vein")	(G-C171, SRT, "Laterality")=(G-A101,SRT, "Left")
WIDTH	(G-0365,SRT, "Vessel outside diameter")	(T-49403,SRT, "Vein of Lower Extremity") (G-035B,SRT, "Common Femoral Vein")	(G-C171, SRT, "Laterality")=(G-A101,SRT, "Left")
L SFV REFLUX TIME			
REFLUX TIME	(MN- 11,ESAOTE_P1, "Reflux Duration Time")	(T-49403,SRT, "Vein of Lower Extremity") (G-035A,SRT, "Superficial Femoral Vein")	(G-C171, SRT, "Laterality")=(G-A101,SRT, "Left")
THICKNESS	(MN- 26,ESAOTE_P1, "Vessel Thickness")	(T-49403,SRT, "Vein of Lower Extremity") (G-035A,SRT, "Superficial Femoral Vein")	(G-C171, SRT, "Laterality")=(G-A101,SRT, "Left")
WIDTH	(G-0365,SRT, "Vessel outside diameter")	(T-49403,SRT, "Vein of Lower Extremity") (G-035A,SRT, "Superficial	(G-C171, SRT, "Laterality")=(G-A101,SRT, "Left")

ESAOTE MEASURE	BASE MEAS. CONCEPT NAME	SECTION	CONCEPT OR ACQUISITION CONTEXT MODIFIERS
		Femoral Vein")	
L PFV REFLUX TIME			
REFLUX TIME	(MN-11,ESAOTE_P1, "Reflux Duration Time")	(T-49403,SRT, "Vein of Lower Extremity") (T-49660,SRT, "Profunda Femoris Vein")	(G-C171, SRT, "Laterality")=(G-A101,SRT, "Left")
THICKNESS	(MN-26,ESAOTE_P1, "Vessel Thickness")	(T-49403,SRT, "Vein of Lower Extremity") (T-49660,SRT, "Profunda Femoris Vein")	(G-C171, SRT, "Laterality")=(G-A101,SRT, "Left")
WIDTH	(G-0365,SRT, "Vessel outside diameter")	(T-49403,SRT, "Vein of Lower Extremity") (T-49660,SRT, "Profunda Femoris Vein")	(G-C171, SRT, "Laterality")=(G-A101,SRT, "Left")
L PV REFLUX TIME			
REFLUX TIME	(MN-11,ESAOTE_P1, "Reflux Duration Time")	(T-49403,SRT, "Vein of Lower Extremity") (T-49640,SRT, "Popliteal Vein")	(G-C171, SRT, "Laterality")=(G-A101,SRT, "Left")
THICKNESS	(MN-26,ESAOTE_P1, "Vessel Thickness")	(T-49403,SRT, "Vein of Lower Extremity") (T-49640,SRT, "Popliteal Vein")	(G-C171, SRT, "Laterality")=(G-A101,SRT, "Left")
WIDTH	(G-0365,SRT, "Vessel outside diameter")	(T-49403,SRT, "Vein of Lower Extremity") (T-49640,SRT, "Popliteal Vein")	(G-C171, SRT, "Laterality")=(G-A101,SRT, "Left")
L GV REFLUX TIME			
REFLUX TIME	(MN-11,ESAOTE_P1, "Reflux Duration Time")	(T-49403,SRT, "Vein of Lower Extremity") (T-4942D,SRT, "Gastrocnemius vein")	(G-C171, SRT, "Laterality")=(G-A101,SRT, "Left")
THICKNESS	(MN-26,ESAOTE_P1, "Vessel Thickness")	(T-49403,SRT, "Vein of Lower Extremity") (T-4942D,SRT, "Gastrocnemius vein")	(G-C171, SRT, "Laterality")=(G-A101,SRT, "Left")
WIDTH	(G-0365,SRT, "Vessel outside diameter")	(T-49403,SRT, "Vein of Lower Extremity") (T-4942D,SRT, "Gastrocnemius vein")	(G-C171, SRT, "Laterality")=(G-A101,SRT, "Left")
L ATV REFLUX TIME			
REFLUX TIME	(MN-11,ESAOTE_P1, "Reflux Duration Time")	(T-49403,SRT, "Vein of Lower Extremity") (T-49630,SRT, "Anterior Tibial Vein")	(G-C171, SRT, "Laterality")=(G-A101,SRT, "Left")

<i>ESAOTE MEASURE</i>	<i>BASE MEAS. CONCEPT NAME</i>	<i>SECTION</i>	<i>CONCEPT OR ACQUISITION CONTEXT MODIFIERS</i>
THICKNESS	(MN-26,ESAOTE_P1, "Vessel Thickness")	(T-49403,SRT, "Vein of Lower Extremity") (T-49630,SRT, "Anterior Tibial Vein")	(G-C171, SRT, "Laterality")=(G-A101,SRT, "Left")
WIDTH	(G-0365,SRT, "Vessel outside diameter")	(T-49403,SRT, "Vein of Lower Extremity") (T-49630,SRT, "Anterior Tibial Vein")	(G-C171, SRT, "Laterality")=(G-A101,SRT, "Left")
L PTV REFLUX TIME			
REFLUX TIME	(MN-11,ESAOTE_P1, "Reflux Duration Time")	(T-49403,SRT, "Vein of Lower Extremity") (T-49620,SRT, "Posterior Tibial Vein")	(G-C171, SRT, "Laterality")=(G-A101,SRT, "Left")
THICKNESS	(MN-26,ESAOTE_P1, "Vessel Thickness")	(T-49403,SRT, "Vein of Lower Extremity") (T-49620,SRT, "Posterior Tibial Vein")	(G-C171, SRT, "Laterality")=(G-A101,SRT, "Left")
WIDTH	(G-0365,SRT, "Vessel outside diameter")	(T-49403,SRT, "Vein of Lower Extremity") (T-49620,SRT, "Posterior Tibial Vein")	(G-C171, SRT, "Laterality")=(G-A101,SRT, "Left")
L SAF-FEM JUNCT RT			
REFLUX TIME	(MN-11,ESAOTE_P1, "Reflux Duration Time")	(T-49403,SRT, "Vein of Lower Extremity") (T-D930A,SRT, "Saphenofemoral Junction")	(G-C171, SRT, "Laterality")=(G-A101,SRT, "Left")
THICKNESS	(MN-26,ESAOTE_P1, "Vessel Thickness")	(T-49403,SRT, "Vein of Lower Extremity") (T-D930A,SRT, "Saphenofemoral Junction")	(G-C171, SRT, "Laterality")=(G-A101,SRT, "Left")
WIDTH	(G-0365,SRT, "Vessel outside diameter")	(T-49403,SRT, "Vein of Lower Extremity") (T-D930A,SRT, "Saphenofemoral Junction")	(G-C171, SRT, "Laterality")=(G-A101,SRT, "Left")
L SAF-POPL JUNCT RT			
REFLUX TIME	(MN-11,ESAOTE_P1, "Reflux Duration Time")	(T-49403,SRT, "Vein of Lower Extremity") (T-4941A,SRT, "Saphenopopliteal junction")	(G-C171, SRT, "Laterality")=(G-A101,SRT, "Left")
THICKNESS	(MN-26,ESAOTE_P1, "Vessel Thickness")	(T-49403,SRT, "Vein of Lower Extremity") (T-4941A,SRT, "Saphenopopliteal junction")	(G-C171, SRT, "Laterality")=(G-A101,SRT, "Left")

<i>ESAOTE MEASURE</i>	<i>BASE MEAS. CONCEPT NAME</i>	<i>SECTION</i>	<i>CONCEPT OR ACQUISITION CONTEXT MODIFIERS</i>
WIDTH	(G-0365,SRT, "Vessel outside diameter")	(T-49403,SRT, "Vein of Lower Extremity") (T-4941A,SRT, "Saphenopopliteal junction")	(G-C171, SRT, "Laterality")=(G-A101,SRT, "Left")
L GSV REFLUX TIME			
REFLUX TIME	(MN-11,ESAOTE_P1, "Reflux Duration Time")	(T-49403,SRT, "Vein of Lower Extremity") (T-49530,SRT, "Great Saphenous Vein")	(G-C171, SRT, "Laterality")=(G-A101,SRT, "Left")
THICKNESS	(MN-26,ESAOTE_P1, "Vessel Thickness")	(T-49403,SRT, "Vein of Lower Extremity") (T-49530,SRT, "Great Saphenous Vein")	(G-C171, SRT, "Laterality")=(G-A101,SRT, "Left")
WIDTH	(G-0365,SRT, "Vessel outside diameter")	(T-49403,SRT, "Vein of Lower Extremity") (T-49530,SRT, "Great Saphenous Vein")	(G-C171, SRT, "Laterality")=(G-A101,SRT, "Left")
L SSV REFLUX TIME			
REFLUX TIME	(MN-11,ESAOTE_P1, "Reflux Duration Time")	(T-49403,SRT, "Vein of Lower Extremity") (T-49550,SRT, "Lesser Saphenous Vein")	(G-C171, SRT, "Laterality")=(G-A101,SRT, "Left")
THICKNESS	(MN-26,ESAOTE_P1, "Vessel Thickness")	(T-49403,SRT, "Vein of Lower Extremity") (T-49550,SRT, "Lesser Saphenous Vein")	(G-C171, SRT, "Laterality")=(G-A101,SRT, "Left")
WIDTH	(G-0365,SRT, "Vessel outside diameter")	(T-49403,SRT, "Vein of Lower Extremity") (T-49550,SRT, "Lesser Saphenous Vein")	(G-C171, SRT, "Laterality")=(G-A101,SRT, "Left")
L HUNTERIAN RT			
REFLUX TIME	(MN-11,ESAOTE_P1, "Reflux Duration Time")	(T-49403,SRT, "Vein of Lower Extremity") (T-4942A,SRT, "Hunterian perforating vein")	(G-C171, SRT, "Laterality")=(G-A101,SRT, "Left")
THICKNESS	(MN-26,ESAOTE_P1, "Vessel Thickness")	(T-49403,SRT, "Vein of Lower Extremity") (T-4942A,SRT, "Hunterian perforating vein")	(G-C171, SRT, "Laterality")=(G-A101,SRT, "Left")
WIDTH	(G-0365,SRT, "Vessel outside diameter")	(T-49403,SRT, "Vein of Lower Extremity") (T-4942A,SRT, "Hunterian perforating vein")	(G-C171, SRT, "Laterality")=(G-A101,SRT, "Left")

<i>ESAOTE MEASURE</i>	<i>BASE MEAS. CONCEPT NAME</i>	<i>SECTION</i>	<i>CONCEPT OR ACQUISITION CONTEXT MODIFIERS</i>
L BOYD RT			
REFLUX TIME	(MN-11,ESAOTE_P1, "Reflux Duration Time")	(T-49403,SRT, "Vein of Lower Extremity") (T-49424,SRT, "Boyd's perforating vein")	(G-C171, SRT, "Laterality")=(G-A101,SRT, "Left")
THICKNESS	(MN-26,ESAOTE_P1, "Vessel Thickness")	(T-49403,SRT, "Vein of Lower Extremity") (T-49424,SRT, "Boyd's perforating vein")	(G-C171, SRT, "Laterality")=(G-A101,SRT, "Left")
WIDTH	(G-0365,SRT, "Vessel outside diameter")	(T-49403,SRT, "Vein of Lower Extremity") (T-49424,SRT, "Boyd's perforating vein")	(G-C171, SRT, "Laterality")=(G-A101,SRT, "Left")
L COCKETT RT			
REFLUX TIME	(MN-11,ESAOTE_P1, "Reflux Duration Time")	(T-49403,SRT, "Vein of Lower Extremity") (T-49426,SRT, "Cockett's perforating vein")	(G-C171, SRT, "Laterality")=(G-A101,SRT, "Left")
THICKNESS	(MN-26,ESAOTE_P1, "Vessel Thickness")	(T-49403,SRT, "Vein of Lower Extremity") (T-49426,SRT, "Cockett's perforating vein")	(G-C171, SRT, "Laterality")=(G-A101,SRT, "Left")
WIDTH	(G-0365,SRT, "Vessel outside diameter")	(T-49403,SRT, "Vein of Lower Extremity") (T-49426,SRT, "Cockett's perforating vein")	(G-C171, SRT, "Laterality")=(G-A101,SRT, "Left")
L SUPERFICIAL			
REFLUX TIME	(MN-11,ESAOTE_P1, "Reflux Duration Time")	(T-49403,SRT, "Vein of Lower Extremity") (AG-01,99ESA_P1, "Superficial Vein")	(G-C171, SRT, "Laterality")=(G-A101,SRT, "Left")
THICKNESS	(MN-26,ESAOTE_P1, "Vessel Thickness")	(T-49403,SRT, "Vein of Lower Extremity") (AG-01,99ESA_P1, "Superficial Vein")	(G-C171, SRT, "Laterality")=(G-A101,SRT, "Left")
WIDTH	(G-0365,SRT, "Vessel outside diameter")	(T-49403,SRT, "Vein of Lower Extremity") (AG-01,99ESA_P1, "Superficial Vein")	(G-C171, SRT, "Laterality")=(G-A101,SRT, "Left")
L DEEP			
REFLUX TIME	(MN-11,ESAOTE_P1, "Reflux Duration Time")	(T-49403,SRT, "Vein of Lower Extremity") (AG-02,99ESA_P1, "Deep Vein")	(G-C171, SRT, "Laterality")=(G-A101,SRT, "Left")
THICKNESS	(MN-26,ESAOTE_P1, "Vessel Thickness")	(T-49403,SRT, "Vein of Lower Extremity")	(G-C171, SRT, "Laterality")=(G-A101,SRT, "Left")

ESAOTE MEASURE	BASE MEAS. CONCEPT NAME	SECTION	CONCEPT OR ACQUISITION CONTEXT MODIFIERS
	"Vessel Thickness")	Extremity") (AG-02,99ESA_P1, "Deep Vein")	
WIDTH	(G-0365,SRT, "Vessel outside diameter")	(T-49403,SRT, "Vein of Lower Extremity") (AG-02,99ESA_P1, "Deep Vein")	(G-C171, SRT, "Laterality")=(G-A101,SRT, "Left")
LCAR STEN			
L CCA STENOSIS DIAM			
L CCA TRUE DIAM	(G-0364,SRT, "Vessel lumen diameter")	(T-45005,SRT, "Artery of neck") (T-45100,SRT, "Common Carotid Artery")	(G-C171, SRT, "Laterality")=(G-A101,SRT, "Left")
L CCA RESIDUAL DIAM	(G-0364,SRT, "Vessel lumen diameter")	(T-45005,SRT, "Artery of neck") (T-45100,SRT, "Common Carotid Artery")	(G-C171, SRT, "Laterality")=(G-A101,SRT, "Left") (G-A1F8, SRT, "Topographical Modifier")=(M-34200,SRT, "Stenosis")
L % STENOSIS	(R-101BB,SRT, "Lumen Diameter Stenosis")	(T-45005,SRT, "Artery of neck") (T-45100,SRT, "Common Carotid Artery")	(G-C171, SRT, "Laterality")=(G-A101,SRT, "Left") (G-A1F8, SRT, "Topographical Modifier")=(M-34200,SRT, "Stenosis")
L ICA STENOSIS DIAM			
L ICA TRUE DIAM	(G-0364,SRT, "Vessel lumen diameter")	(T-45005,SRT, "Artery of neck") (T-45300,SRT, "Internal Carotid Artery")	(G-C171, SRT, "Laterality")=(G-A101,SRT, "Left")
L ICA RES DIAM	(G-0364,SRT, "Vessel lumen diameter")	(T-45005,SRT, "Artery of neck") (T-45300,SRT, "Internal Carotid Artery")	(G-C171, SRT, "Laterality")=(G-A101,SRT, "Left") (G-A1F8, SRT, "Topographical Modifier")=(M-34200,SRT, "Stenosis")
L % STENOSIS	(R-101BB,SRT, "Lumen Diameter Stenosis")	(T-45005,SRT, "Artery of neck") (T-45300,SRT, "Internal Carotid Artery")	(G-C171, SRT, "Laterality")=(G-A101,SRT, "Left") (G-A1F8, SRT, "Topographical Modifier")=(M-34200,SRT, "Stenosis")
L ECA STENOSIS DIAM			
L ECA TRUE DIAM	(G-0364,SRT, "Vessel lumen diameter")	(T-45005,SRT, "Artery of neck") (T-45200,SRT, "External Carotid Artery")	(G-C171, SRT, "Laterality")=(G-A101,SRT, "Left")
L ECA RESIDUAL DIAM	(G-0364,SRT, "Vessel lumen diameter")	(T-45005,SRT, "Artery of neck") (T-45200,SRT, "External Carotid Artery")	(G-C171, SRT, "Laterality")=(G-A101,SRT, "Left") (G-A1F8, SRT, "Topographical Modifier")=(M-34200,SRT, "Stenosis")
L % STENOSIS	(R-101BB,SRT, "Lumen Diameter Stenosis")	(T-45005,SRT, "Artery of neck") (T-45200,SRT, "External Carotid Artery")	(G-C171, SRT, "Laterality")=(G-A101,SRT, "Left") (G-A1F8, SRT, "Topographical Modifier")=(M-34200,SRT, "Stenosis")
L CCA STENOSIS AREA			
L CCA TRUE AREA	(G-0366,SRT, "Vessel lumen	(T-45005,SRT, "Artery of neck")	(G-C171, SRT, "Laterality")=(G-A101,SRT, "Left")

<i>ESAOTE MEASURE</i>	<i>BASE MEAS. CONCEPT NAME</i>	<i>SECTION</i>	<i>CONCEPT OR ACQUISITION CONTEXT MODIFIERS</i>
	cross-sectional area")	(T-45100,SRT, "Common Carotid Artery")	
L CCA RESIDUAL AREA	(G-0366,SRT, "Vessel lumen cross-sectional area")	(T-45005,SRT, "Artery of neck") (T-45100,SRT, "Common Carotid Artery")	(G-C171, SRT, "Laterality")=(G-A101,SRT, "Left") (G-A1F8, SRT, "Topographical Modifier")=(M-34200,SRT, "Stenosis")
L % STENOSIS	(R-101BA,SRT, "Lumen Area Stenosis")	(T-45005,SRT, "Artery of neck") (T-45100,SRT, "Common Carotid Artery")	(G-C171, SRT, "Laterality")=(G-A101,SRT, "Left") (G-A1F8, SRT, "Topographical Modifier")=(M-34200,SRT, "Stenosis")
L CCA FVI	(20354-7,LN, "Velocity Time Integral")	(T-45005,SRT, "Artery of neck") (T-45100,SRT, "Common Carotid Artery")	(G-C171, SRT, "Laterality")=(G-A101,SRT, "Left") (G-A1F8, SRT, "Topographical Modifier")=(M-34200,SRT, "Stenosis")
L CCA STEN FLOW	(33878-0,LN, "Volume flow")	(T-45005,SRT, "Artery of neck") (T-45100,SRT, "Common Carotid Artery")	(G-C171, SRT, "Laterality")=(G-A101,SRT, "Left") (G-A1F8, SRT, "Topographical Modifier")=(M-34200,SRT, "Stenosis")
L ICA STENOSIS AREA			
L ICA TRUE AREA	(G-0366,SRT, "Vessel lumen cross-sectional area")	(T-45005,SRT, "Artery of neck") (T-45300,SRT, "Internal Carotid Artery")	(G-C171, SRT, "Laterality")=(G-A101,SRT, "Left")
L ICA RESIDUAL AREA	(G-0366,SRT, "Vessel lumen cross-sectional area")	(T-45005,SRT, "Artery of neck") (T-45300,SRT, "Internal Carotid Artery")	(G-C171, SRT, "Laterality")=(G-A101,SRT, "Left") (G-A1F8, SRT, "Topographical Modifier")=(M-34200,SRT, "Stenosis")
L % STENOSIS	(R-101BA,SRT, "Lumen Area Stenosis")	(T-45005,SRT, "Artery of neck") (T-45300,SRT, "Internal Carotid Artery")	(G-C171, SRT, "Laterality")=(G-A101,SRT, "Left") (G-A1F8, SRT, "Topographical Modifier")=(M-34200,SRT, "Stenosis")
L ICA FVI	(20354-7,LN, "Velocity Time Integral")	(T-45005,SRT, "Artery of neck") (T-45300,SRT, "Internal Carotid Artery")	(G-C171, SRT, "Laterality")=(G-A101,SRT, "Left") (G-A1F8, SRT, "Topographical Modifier")=(M-34200,SRT, "Stenosis")
L ICA STEN FLOW	(33878-0,LN, "Volume flow")	(T-45005,SRT, "Artery of neck") (T-45300,SRT, "Internal Carotid Artery")	(G-C171, SRT, "Laterality")=(G-A101,SRT, "Left") (G-A1F8, SRT, "Topographical Modifier")=(M-34200,SRT, "Stenosis")
L ECA STENOSIS AREA			
L ECA TRUE AREA	(G-0366,SRT, "Vessel lumen cross-sectional area")	(T-45005,SRT, "Artery of neck") (T-45200,SRT, "External Carotid Artery")	(G-C171, SRT, "Laterality")=(G-A101,SRT, "Left")
L ECA RESIDUAL AREA	(G-0366,SRT, "Vessel lumen cross-sectional area")	(T-45005,SRT, "Artery of neck") (T-45200,SRT, "External Carotid Artery")	(G-C171, SRT, "Laterality")=(G-A101,SRT, "Left") (G-A1F8, SRT, "Topographical Modifier")=(M-34200,SRT, "Stenosis")
L % STENOSIS	(R-101BA,SRT, "Lumen Area Stenosis")	(T-45005,SRT, "Artery of neck") (T-45200,SRT, "External Carotid Artery")	(G-C171, SRT, "Laterality")=(G-A101,SRT, "Left") (G-A1F8, SRT, "Topographical Modifier")=(M-34200,SRT, "Stenosis")

ESAOTE MEASURE	BASE MEAS. CONCEPT NAME	SECTION	CONCEPT OR ACQUISITION CONTEXT MODIFIERS
		"External Carotid Artery")	
L ECA FVI	(20354-7, LN, "Velocity Time Integral")	(T-45005, SRT, "Artery of neck") (T-45200, SRT, "External Carotid Artery")	(G-C171, SRT, "Laterality")=(G-A101, SRT, "Left") (G-A1F8, SRT, "Topographical Modifier")=(M-34200, SRT, "Stenosis")
L ECA STEN FLOW	(33878-0, LN, "Volume flow")	(T-45005, SRT, "Artery of neck") (T-45200, SRT, "External Carotid Artery")	(G-C171, SRT, "Laterality")=(G-A101, SRT, "Left") (G-A1F8, SRT, "Topographical Modifier")=(M-34200, SRT, "Stenosis")
L ABDOMEN			
L CIA PROXIMAL			
L CIA PROX PS VEL	(11726-7, LN, "Peak Systolic Velocity")	(T-47040, SRT, "Artery of Lower Extremity") (T-46710, SRT, "Common Iliac Artery")	(G-C171, SRT, "Laterality")=(G-A101, SRT, "Left") (121401, DCM, "Derivation")=(R-00355, SRT, "Point source measurement") (G-A1F8, SRT, "Topographical Modifier")=(G-A118, SRT, "Proximal")
L CIA PROX ED VEL	(11653-3, LN, "End Diastolic Velocity")	(T-47040, SRT, "Artery of Lower Extremity") (T-46710, SRT, "Common Iliac Artery")	(G-C171, SRT, "Laterality")=(G-A101, SRT, "Left") (121401, DCM, "Derivation")=(R-00355, SRT, "Point source measurement") (G-A1F8, SRT, "Topographical Modifier")=(G-A118, SRT, "Proximal")
L CIA PROX FVI			
FVI	(20354-7, LN, "Velocity Time Integral")	(T-47040, SRT, "Artery of Lower Extremity") (T-46710, SRT, "Common Iliac Artery")	(G-C171, SRT, "Laterality")=(G-A101, SRT, "Left") (121401, DCM, "Derivation")=(R-41D2D, SRT, "Calculated") (G-A1F8, SRT, "Topographical Modifier")=(G-A118, SRT, "Proximal")
PULSATILITY INDEX	(12008-9, LN, "Pulsatility Index")	(T-47040, SRT, "Artery of Lower Extremity") (T-46710, SRT, "Common Iliac Artery")	(G-C171, SRT, "Laterality")=(G-A101, SRT, "Left") (121401, DCM, "Derivation")=(R-41D2D, SRT, "Calculated") (G-A1F8, SRT, "Topographical Modifier")=(G-A118, SRT, "Proximal")
RESISTIVE INDEX	(12023-8, LN, "Resistivity Index")	(T-47040, SRT, "Artery of Lower Extremity") (T-46710, SRT, "Common Iliac Artery")	(G-C171, SRT, "Laterality")=(G-A101, SRT, "Left") (121401, DCM, "Derivation")=(R-41D2D, SRT, "Calculated") (G-A1F8, SRT, "Topographical Modifier")=(G-A118, SRT, "Proximal")
PEAK VELOCITY	(11726-7, LN, "Peak Systolic Velocity")	(T-47040, SRT, "Artery of Lower Extremity") (T-46710, SRT, "Common Iliac Artery")	(G-C171, SRT, "Laterality")=(G-A101, SRT, "Left") (121401, DCM, "Derivation")=(R-41D2D, SRT, "Calculated") (G-A1F8, SRT, "Topographical Modifier")=(G-A118, SRT, "Proximal")
MEAN VELOCITY	(MN-25, ESAOTE_P1, "Time Averaged Velocity")	(T-47040, SRT, "Artery of Lower Extremity") (T-46710, SRT, "Common Iliac Artery")	(G-C171, SRT, "Laterality")=(G-A101, SRT, "Left") (121401, DCM, "Derivation")=(R-41D2D, SRT, "Calculated") (G-A1F8, SRT, "Topographical Modifier")=(G-A118, SRT, "Proximal")
REVERSE VELOCITY	(MN-27, ESAOTE_P1, "Reverse Velocity")	(T-47040, SRT, "Artery of Lower Extremity") (T-46710, SRT, "Common Iliac Artery")	(G-C171, SRT, "Laterality")=(G-A101, SRT, "Left") (121401, DCM, "Derivation")=(R-41D2D, SRT, "Calculated") (G-A1F8, SRT, "Topographical Modifier")=(G-A118, SRT, "Proximal")

ESAOTE MEASURE	BASE MEAS. CONCEPT NAME	SECTION	CONCEPT OR ACQUISITION CONTEXT MODIFIERS
DIASTOLIC VELOCITY	(11653-3, LN, "End Diastolic Velocity")	(T-47040, SRT, "Artery of Lower Extremity") (T-46710, SRT, "Common Iliac Artery")	(G-C171, SRT, "Laterality")=(G-A101, SRT, "Left") (121401, DCM, "Derivation")=(R-41D2D, SRT, "Calculated") (G-A1F8, SRT, "Topographical Modifier")=(G-A118, SRT, "Proximal")
PEAK GRADIENT	(20247-3, LN, "Peak Gradient")	(T-47040, SRT, "Artery of Lower Extremity") (T-46710, SRT, "Common Iliac Artery")	(G-C171, SRT, "Laterality")=(G-A101, SRT, "Left") (121401, DCM, "Derivation")=(R-41D2D, SRT, "Calculated") (G-A1F8, SRT, "Topographical Modifier")=(G-A118, SRT, "Proximal")
MEAN GRADIENT	(20256-4, LN, "Mean Gradient")	(T-47040, SRT, "Artery of Lower Extremity") (T-46710, SRT, "Common Iliac Artery")	(G-C171, SRT, "Laterality")=(G-A101, SRT, "Left") (121401, DCM, "Derivation")=(R-41D2D, SRT, "Calculated") (G-A1F8, SRT, "Topographical Modifier")=(G-A118, SRT, "Proximal")
ACCELERATION	(MN-04, ESAOTE_P1, "Acceleration")	(T-47040, SRT, "Artery of Lower Extremity") (T-46710, SRT, "Common Iliac Artery")	(G-C171, SRT, "Laterality")=(G-A101, SRT, "Left") (121401, DCM, "Derivation")=(R-41D2D, SRT, "Calculated") (G-A1F8, SRT, "Topographical Modifier")=(G-A118, SRT, "Proximal")
ACCELERATION TIME	(20168-1, LN, "Acceleration Time")	(T-47040, SRT, "Artery of Lower Extremity") (T-46710, SRT, "Common Iliac Artery")	(G-C171, SRT, "Laterality")=(G-A101, SRT, "Left") (121401, DCM, "Derivation")=(R-41D2D, SRT, "Calculated") (G-A1F8, SRT, "Topographical Modifier")=(G-A118, SRT, "Proximal")
SYST VEL/DIAST VEL	(12144-2, LN, "Systolic to Diastolic Velocity Ratio")	(T-47040, SRT, "Artery of Lower Extremity") (T-46710, SRT, "Common Iliac Artery")	(G-C171, SRT, "Laterality")=(G-A101, SRT, "Left") (121401, DCM, "Derivation")=(R-41D2D, SRT, "Calculated") (G-A1F8, SRT, "Topographical Modifier")=(G-A118, SRT, "Proximal")
DIAST VEL/SYST VEL	(MN-28, ESAOTE_P1, "Diastolic To Systolic Velocity Ratio")	(T-47040, SRT, "Artery of Lower Extremity") (T-46710, SRT, "Common Iliac Artery")	(G-C171, SRT, "Laterality")=(G-A101, SRT, "Left") (121401, DCM, "Derivation")=(R-41D2D, SRT, "Calculated") (G-A1F8, SRT, "Topographical Modifier")=(G-A118, SRT, "Proximal")
L CIA MID			
L CIA MID PS VEL	(11726-7, LN, "Peak Systolic Velocity")	(T-47040, SRT, "Artery of Lower Extremity") (T-46710, SRT, "Common Iliac Artery")	(G-C171, SRT, "Laterality")=(G-A101, SRT, "Left") (121401, DCM, "Derivation")=(R-00355, SRT, "Point source measurement") (G-A1F8, SRT, "Topographical Modifier")=(G-A188, SRT, "Mid-longitudinal")
L CIA MID ED VEL	(11653-3, LN, "End Diastolic Velocity")	(T-47040, SRT, "Artery of Lower Extremity") (T-46710, SRT, "Common Iliac Artery")	(G-C171, SRT, "Laterality")=(G-A101, SRT, "Left") (121401, DCM, "Derivation")=(R-00355, SRT, "Point source measurement") (G-A1F8, SRT, "Topographical Modifier")=(G-A188, SRT, "Mid-longitudinal")
L CIA MID FVI			
FVI	(20354-7, LN, "Velocity Time Integral")	(T-47040, SRT, "Artery of Lower Extremity") (T-46710, SRT, "Common Iliac Artery")	(G-C171, SRT, "Laterality")=(G-A101, SRT, "Left") (121401, DCM, "Derivation")=(R-41D2D, SRT, "Calculated") (G-A1F8, SRT, "Topographical Modifier")=(G-A188, SRT, "Mid-longitudinal")
PULSATILITY INDEX	(12008-9, LN, "Pulsatility Index")	(T-47040, SRT, "Artery of Lower	(G-C171, SRT, "Laterality")=(G-A101, SRT, "Left") (121401, DCM, "Derivation")=(R-41D2D, SRT, "Calculated")

<i>ESAOTE MEASURE</i>	<i>BASE MEAS. CONCEPT NAME</i>	<i>SECTION</i>	<i>CONCEPT OR ACQUISITION CONTEXT MODIFIERS</i>
		Extremity") (T-46710,SRT, "Common Iliac Artery")	(G-A1F8, SRT, "Topographical Modifier")=(G-A188,SRT, "Mid-longitudinal")
RESISTIVE INDEX	(12023-8,LN, "Resistivity Index")	(T-47040,SRT, "Artery of Lower Extremity") (T-46710,SRT, "Common Iliac Artery")	(G-C171, SRT, "Laterality")=(G-A101,SRT, "Left") (121401, DCM, "Derivation")=(R-41D2D,SRT, "Calculated") (G-A1F8, SRT, "Topographical Modifier")=(G-A188,SRT, "Mid-longitudinal")
PEAK VELOCITY	(11726-7,LN, "Peak Systolic Velocity")	(T-47040,SRT, "Artery of Lower Extremity") (T-46710,SRT, "Common Iliac Artery")	(G-C171, SRT, "Laterality")=(G-A101,SRT, "Left") (121401, DCM, "Derivation")=(R-41D2D,SRT, "Calculated") (G-A1F8, SRT, "Topographical Modifier")=(G-A188,SRT, "Mid-longitudinal")
MEAN VELOCITY	(MN- 25,ESAOTE_P1, "Time Averaged Velocity")	(T-47040,SRT, "Artery of Lower Extremity") (T-46710,SRT, "Common Iliac Artery")	(G-C171, SRT, "Laterality")=(G-A101,SRT, "Left") (121401, DCM, "Derivation")=(R-41D2D,SRT, "Calculated") (G-A1F8, SRT, "Topographical Modifier")=(G-A188,SRT, "Mid-longitudinal")
REVERSE VELOCITY	(MN- 27,ESAOTE_P1, "Reverse Velocity")	(T-47040,SRT, "Artery of Lower Extremity") (T-46710,SRT, "Common Iliac Artery")	(G-C171, SRT, "Laterality")=(G-A101,SRT, "Left") (121401, DCM, "Derivation")=(R-41D2D,SRT, "Calculated") (G-A1F8, SRT, "Topographical Modifier")=(G-A188,SRT, "Mid-longitudinal")
DIASTOLIC VELOCITY	(11653-3,LN, "End Diastolic Velocity")	(T-47040,SRT, "Artery of Lower Extremity") (T-46710,SRT, "Common Iliac Artery")	(G-C171, SRT, "Laterality")=(G-A101,SRT, "Left") (121401, DCM, "Derivation")=(R-41D2D,SRT, "Calculated") (G-A1F8, SRT, "Topographical Modifier")=(G-A188,SRT, "Mid-longitudinal")
PEAK GRADIENT	(20247-3,LN, "Peak Gradient")	(T-47040,SRT, "Artery of Lower Extremity") (T-46710,SRT, "Common Iliac Artery")	(G-C171, SRT, "Laterality")=(G-A101,SRT, "Left") (121401, DCM, "Derivation")=(R-41D2D,SRT, "Calculated") (G-A1F8, SRT, "Topographical Modifier")=(G-A188,SRT, "Mid-longitudinal")
MEAN GRADIENT	(20256-4,LN, "Mean Gradient")	(T-47040,SRT, "Artery of Lower Extremity") (T-46710,SRT, "Common Iliac Artery")	(G-C171, SRT, "Laterality")=(G-A101,SRT, "Left") (121401, DCM, "Derivation")=(R-41D2D,SRT, "Calculated") (G-A1F8, SRT, "Topographical Modifier")=(G-A188,SRT, "Mid-longitudinal")
ACCELERATION	(MN- 04,ESAOTE_P1, "Acceleration")	(T-47040,SRT, "Artery of Lower Extremity") (T-46710,SRT, "Common Iliac Artery")	(G-C171, SRT, "Laterality")=(G-A101,SRT, "Left") (121401, DCM, "Derivation")=(R-41D2D,SRT, "Calculated") (G-A1F8, SRT, "Topographical Modifier")=(G-A188,SRT, "Mid-longitudinal")
ACCELERATION TIME	(20168-1,LN, "Acceleration Time")	(T-47040,SRT, "Artery of Lower Extremity") (T-46710,SRT, "Common Iliac Artery")	(G-C171, SRT, "Laterality")=(G-A101,SRT, "Left") (121401, DCM, "Derivation")=(R-41D2D,SRT, "Calculated") (G-A1F8, SRT, "Topographical Modifier")=(G-A188,SRT, "Mid-longitudinal")
SYST VEL/DIAST VEL	(12144-2,LN, "Systolic to Diastolic Velocity Ratio")	(T-47040,SRT, "Artery of Lower Extremity") (T-46710,SRT, "Common Iliac Artery")	(G-C171, SRT, "Laterality")=(G-A101,SRT, "Left") (121401, DCM, "Derivation")=(R-41D2D,SRT, "Calculated") (G-A1F8, SRT, "Topographical Modifier")=(G-A188,SRT, "Mid-longitudinal")
DIAST VEL/SYST VEL	(MN- 28,ESAOTE_P1,	(T-47040,SRT, "Artery of Lower	(G-C171, SRT, "Laterality")=(G-A101,SRT, "Left") (121401, DCM, "Derivation")=(R-41D2D,SRT, "Calculated")

ESAOTE MEASURE	BASE MEAS. CONCEPT NAME	SECTION	CONCEPT OR ACQUISITION CONTEXT MODIFIERS
	"Diastolic To Systolic Velocity Ratio")	Extremity") (T-46710,SRT, "Common Iliac Artery")	(G-A1F8, SRT, "Topographical Modifier")=(G-A188,SRT, "Mid-longitudinal")
L CIA DISTAL			
L CIA DIST PS VEL	(11726-7,LN, "Peak Systolic Velocity")	(T-47040,SRT, "Artery of Lower Extremity") (T-46710,SRT, "Common Iliac Artery")	(G-C171, SRT, "Laterality")=(G-A101,SRT, "Left") (121401, DCM, "Derivation")=(R-00355,SRT, "Point source measurement") (G-A1F8, SRT, "Topographical Modifier")=(G-A119,SRT, "Distal")
L CIA DIST ED VEL	(11653-3,LN, "End Diastolic Velocity")	(T-47040,SRT, "Artery of Lower Extremity") (T-46710,SRT, "Common Iliac Artery")	(G-C171, SRT, "Laterality")=(G-A101,SRT, "Left") (121401, DCM, "Derivation")=(R-00355,SRT, "Point source measurement") (G-A1F8, SRT, "Topographical Modifier")=(G-A119,SRT, "Distal")
L CIA DIS FVI			
FVI	(20354-7,LN, "Velocity Time Integral")	(T-47040,SRT, "Artery of Lower Extremity") (T-46710,SRT, "Common Iliac Artery")	(G-C171, SRT, "Laterality")=(G-A101,SRT, "Left") (121401, DCM, "Derivation")=(R-41D2D,SRT, "Calculated") (G-A1F8, SRT, "Topographical Modifier")=(G-A119,SRT, "Distal")
PULSATILITY INDEX	(12008-9,LN, "Pulsatility Index")	(T-47040,SRT, "Artery of Lower Extremity") (T-46710,SRT, "Common Iliac Artery")	(G-C171, SRT, "Laterality")=(G-A101,SRT, "Left") (121401, DCM, "Derivation")=(R-41D2D,SRT, "Calculated") (G-A1F8, SRT, "Topographical Modifier")=(G-A119,SRT, "Distal")
RESISTIVE INDEX	(12023-8,LN, "Resistivity Index")	(T-47040,SRT, "Artery of Lower Extremity") (T-46710,SRT, "Common Iliac Artery")	(G-C171, SRT, "Laterality")=(G-A101,SRT, "Left") (121401, DCM, "Derivation")=(R-41D2D,SRT, "Calculated") (G-A1F8, SRT, "Topographical Modifier")=(G-A119,SRT, "Distal")
PEAK VELOCITY	(11726-7,LN, "Peak Systolic Velocity")	(T-47040,SRT, "Artery of Lower Extremity") (T-46710,SRT, "Common Iliac Artery")	(G-C171, SRT, "Laterality")=(G-A101,SRT, "Left") (121401, DCM, "Derivation")=(R-41D2D,SRT, "Calculated") (G-A1F8, SRT, "Topographical Modifier")=(G-A119,SRT, "Distal")
MEAN VELOCITY	(MN-25,ESAOTE_P1, "Time Averaged Velocity")	(T-47040,SRT, "Artery of Lower Extremity") (T-46710,SRT, "Common Iliac Artery")	(G-C171, SRT, "Laterality")=(G-A101,SRT, "Left") (121401, DCM, "Derivation")=(R-41D2D,SRT, "Calculated") (G-A1F8, SRT, "Topographical Modifier")=(G-A119,SRT, "Distal")
REVERSE VELOCITY	(MN-27,ESAOTE_P1, "Reverse Velocity")	(T-47040,SRT, "Artery of Lower Extremity") (T-46710,SRT, "Common Iliac Artery")	(G-C171, SRT, "Laterality")=(G-A101,SRT, "Left") (121401, DCM, "Derivation")=(R-41D2D,SRT, "Calculated") (G-A1F8, SRT, "Topographical Modifier")=(G-A119,SRT, "Distal")
DIASTOLIC VELOCITY	(11653-3,LN, "End Diastolic Velocity")	(T-47040,SRT, "Artery of Lower Extremity") (T-46710,SRT, "Common Iliac Artery")	(G-C171, SRT, "Laterality")=(G-A101,SRT, "Left") (121401, DCM, "Derivation")=(R-41D2D,SRT, "Calculated") (G-A1F8, SRT, "Topographical Modifier")=(G-A119,SRT, "Distal")
PEAK GRADIENT	(20247-3,LN, "Peak Gradient")	(T-47040,SRT, "Artery of Lower Extremity") (T-46710,SRT,	(G-C171, SRT, "Laterality")=(G-A101,SRT, "Left") (121401, DCM, "Derivation")=(R-41D2D,SRT, "Calculated") (G-A1F8, SRT, "Topographical Modifier")=(G-A119,SRT, "Distal")

ESAOTE MEASURE	BASE MEAS. CONCEPT NAME	SECTION	CONCEPT OR ACQUISITION CONTEXT MODIFIERS
		"Common Iliac Artery")	
MEAN GRADIENT	(20256-4, LN, "Mean Gradient")	(T-47040, SRT, "Artery of Lower Extremity") (T-46710, SRT, "Common Iliac Artery")	(G-C171, SRT, "Laterality")=(G-A101, SRT, "Left") (121401, DCM, "Derivation")=(R-41D2D, SRT, "Calculated") (G-A1F8, SRT, "Topographical Modifier")=(G-A119, SRT, "Distal")
ACCELERATION	(MN-04, ESAOTE_P1, "Acceleration")	(T-47040, SRT, "Artery of Lower Extremity") (T-46710, SRT, "Common Iliac Artery")	(G-C171, SRT, "Laterality")=(G-A101, SRT, "Left") (121401, DCM, "Derivation")=(R-41D2D, SRT, "Calculated") (G-A1F8, SRT, "Topographical Modifier")=(G-A119, SRT, "Distal")
ACCELERATION TIME	(20168-1, LN, "Acceleration Time")	(T-47040, SRT, "Artery of Lower Extremity") (T-46710, SRT, "Common Iliac Artery")	(G-C171, SRT, "Laterality")=(G-A101, SRT, "Left") (121401, DCM, "Derivation")=(R-41D2D, SRT, "Calculated") (G-A1F8, SRT, "Topographical Modifier")=(G-A119, SRT, "Distal")
SYST VEL/DIAST VEL	(12144-2, LN, "Systolic to Diastolic Velocity Ratio")	(T-47040, SRT, "Artery of Lower Extremity") (T-46710, SRT, "Common Iliac Artery")	(G-C171, SRT, "Laterality")=(G-A101, SRT, "Left") (121401, DCM, "Derivation")=(R-41D2D, SRT, "Calculated") (G-A1F8, SRT, "Topographical Modifier")=(G-A119, SRT, "Distal")
DIAST VEL/SYST VEL	(MN-28, ESAOTE_P1, "Diastolic To Systolic Velocity Ratio")	(T-47040, SRT, "Artery of Lower Extremity") (T-46710, SRT, "Common Iliac Artery")	(G-C171, SRT, "Laterality")=(G-A101, SRT, "Left") (121401, DCM, "Derivation")=(R-41D2D, SRT, "Calculated") (G-A1F8, SRT, "Topographical Modifier")=(G-A119, SRT, "Distal")
L EIA PROXIMAL			
L EIA PROX PS VEL	(11726-7, LN, "Peak Systolic Velocity")	(T-47040, SRT, "Artery of Lower Extremity") (T-46910, SRT, "External Iliac Artery")	(G-C171, SRT, "Laterality")=(G-A101, SRT, "Left") (121401, DCM, "Derivation")=(R-00355, SRT, "Point source measurement") (G-A1F8, SRT, "Topographical Modifier")=(G-A118, SRT, "Proximal")
L EIA PROX ED VEL	(11653-3, LN, "End Diastolic Velocity")	(T-47040, SRT, "Artery of Lower Extremity") (T-46910, SRT, "External Iliac Artery")	(G-C171, SRT, "Laterality")=(G-A101, SRT, "Left") (121401, DCM, "Derivation")=(R-00355, SRT, "Point source measurement") (G-A1F8, SRT, "Topographical Modifier")=(G-A118, SRT, "Proximal")
L EIA PROX FVI			
FVI	(20354-7, LN, "Velocity Time Integral")	(T-47040, SRT, "Artery of Lower Extremity") (T-46910, SRT, "External Iliac Artery")	(G-C171, SRT, "Laterality")=(G-A101, SRT, "Left") (121401, DCM, "Derivation")=(R-41D2D, SRT, "Calculated") (G-A1F8, SRT, "Topographical Modifier")=(G-A118, SRT, "Proximal")
PULSATILITY INDEX	(12008-9, LN, "Pulsatility Index")	(T-47040, SRT, "Artery of Lower Extremity") (T-46910, SRT, "External Iliac Artery")	(G-C171, SRT, "Laterality")=(G-A101, SRT, "Left") (121401, DCM, "Derivation")=(R-41D2D, SRT, "Calculated") (G-A1F8, SRT, "Topographical Modifier")=(G-A118, SRT, "Proximal")
RESISTIVE INDEX	(12023-8, LN, "Resistivity Index")	(T-47040, SRT, "Artery of Lower Extremity") (T-46910, SRT, "External Iliac Artery")	(G-C171, SRT, "Laterality")=(G-A101, SRT, "Left") (121401, DCM, "Derivation")=(R-41D2D, SRT, "Calculated") (G-A1F8, SRT, "Topographical Modifier")=(G-A118, SRT, "Proximal")

<i>ESAOTE MEASURE</i>	<i>BASE MEAS. CONCEPT NAME</i>	<i>SECTION</i>	<i>CONCEPT OR ACQUISITION CONTEXT MODIFIERS</i>
PEAK VELOCITY	(11726-7, LN, "Peak Systolic Velocity")	(T-47040, SRT, "Artery of Lower Extremity") (T-46910, SRT, "External Iliac Artery")	(G-C171, SRT, "Laterality")=(G-A101, SRT, "Left") (121401, DCM, "Derivation")=(R-41D2D, SRT, "Calculated") (G-A1F8, SRT, "Topographical Modifier")=(G-A118, SRT, "Proximal")
MEAN VELOCITY	(MN-25, ESAOTE_P1, "Time Averaged Velocity")	(T-47040, SRT, "Artery of Lower Extremity") (T-46910, SRT, "External Iliac Artery")	(G-C171, SRT, "Laterality")=(G-A101, SRT, "Left") (121401, DCM, "Derivation")=(R-41D2D, SRT, "Calculated") (G-A1F8, SRT, "Topographical Modifier")=(G-A118, SRT, "Proximal")
REVERSE VELOCITY	(MN-27, ESAOTE_P1, "Reverse Velocity")	(T-47040, SRT, "Artery of Lower Extremity") (T-46910, SRT, "External Iliac Artery")	(G-C171, SRT, "Laterality")=(G-A101, SRT, "Left") (121401, DCM, "Derivation")=(R-41D2D, SRT, "Calculated") (G-A1F8, SRT, "Topographical Modifier")=(G-A118, SRT, "Proximal")
DIASTOLIC VELOCITY	(11653-3, LN, "End Diastolic Velocity")	(T-47040, SRT, "Artery of Lower Extremity") (T-46910, SRT, "External Iliac Artery")	(G-C171, SRT, "Laterality")=(G-A101, SRT, "Left") (121401, DCM, "Derivation")=(R-41D2D, SRT, "Calculated") (G-A1F8, SRT, "Topographical Modifier")=(G-A118, SRT, "Proximal")
PEAK GRADIENT	(20247-3, LN, "Peak Gradient")	(T-47040, SRT, "Artery of Lower Extremity") (T-46910, SRT, "External Iliac Artery")	(G-C171, SRT, "Laterality")=(G-A101, SRT, "Left") (121401, DCM, "Derivation")=(R-41D2D, SRT, "Calculated") (G-A1F8, SRT, "Topographical Modifier")=(G-A118, SRT, "Proximal")
MEAN GRADIENT	(20256-4, LN, "Mean Gradient")	(T-47040, SRT, "Artery of Lower Extremity") (T-46910, SRT, "External Iliac Artery")	(G-C171, SRT, "Laterality")=(G-A101, SRT, "Left") (121401, DCM, "Derivation")=(R-41D2D, SRT, "Calculated") (G-A1F8, SRT, "Topographical Modifier")=(G-A118, SRT, "Proximal")
ACCELERATION	(MN-04, ESAOTE_P1, "Acceleration")	(T-47040, SRT, "Artery of Lower Extremity") (T-46910, SRT, "External Iliac Artery")	(G-C171, SRT, "Laterality")=(G-A101, SRT, "Left") (121401, DCM, "Derivation")=(R-41D2D, SRT, "Calculated") (G-A1F8, SRT, "Topographical Modifier")=(G-A118, SRT, "Proximal")
ACCELERATION TIME	(20168-1, LN, "Acceleration Time")	(T-47040, SRT, "Artery of Lower Extremity") (T-46910, SRT, "External Iliac Artery")	(G-C171, SRT, "Laterality")=(G-A101, SRT, "Left") (121401, DCM, "Derivation")=(R-41D2D, SRT, "Calculated") (G-A1F8, SRT, "Topographical Modifier")=(G-A118, SRT, "Proximal")
SYST VEL/DIAST VEL	(12144-2, LN, "Systolic to Diastolic Velocity Ratio")	(T-47040, SRT, "Artery of Lower Extremity") (T-46910, SRT, "External Iliac Artery")	(G-C171, SRT, "Laterality")=(G-A101, SRT, "Left") (121401, DCM, "Derivation")=(R-41D2D, SRT, "Calculated") (G-A1F8, SRT, "Topographical Modifier")=(G-A118, SRT, "Proximal")
DIAST VEL/SYST VEL	(MN-28, ESAOTE_P1, "Diastolic To Systolic Velocity Ratio")	(T-47040, SRT, "Artery of Lower Extremity") (T-46910, SRT, "External Iliac Artery")	(G-C171, SRT, "Laterality")=(G-A101, SRT, "Left") (121401, DCM, "Derivation")=(R-41D2D, SRT, "Calculated") (G-A1F8, SRT, "Topographical Modifier")=(G-A118, SRT, "Proximal")
L EIA MID			
L EIA MID PS VEL	(11726-7, LN, "Peak Systolic Velocity")	(T-47040, SRT, "Artery of Lower Extremity") (T-46910, SRT,	(G-C171, SRT, "Laterality")=(G-A101, SRT, "Left") (121401, DCM, "Derivation")=(R-00355, SRT, "Point source measurement") (G-A1F8, SRT, "Topographical Modifier")=(G-A188, SRT, "Mid-

ESAOTE MEASURE	BASE MEAS. CONCEPT NAME	SECTION	CONCEPT OR ACQUISITION CONTEXT MODIFIERS
		"External Iliac Artery")	longitudinal")
L EIA MID ED VEL	(11653-3, LN, "End Diastolic Velocity")	(T-47040, SRT, "Artery of Lower Extremity") (T-46910, SRT, "External Iliac Artery")	(G-C171, SRT, "Laterality")=(G-A101, SRT, "Left") (121401, DCM, "Derivation")=(R-00355, SRT, "Point source measurement") (G-A1F8, SRT, "Topographical Modifier")=(G-A188, SRT, "Mid-longitudinal")
L EIA MID FVI			
FVI	(20354-7, LN, "Velocity Time Integral")	(T-47040, SRT, "Artery of Lower Extremity") (T-46910, SRT, "External Iliac Artery")	(G-C171, SRT, "Laterality")=(G-A101, SRT, "Left") (121401, DCM, "Derivation")=(R-41D2D, SRT, "Calculated") (G-A1F8, SRT, "Topographical Modifier")=(G-A188, SRT, "Mid-longitudinal")
PULSATILITY INDEX	(12008-9, LN, "Pulsatility Index")	(T-47040, SRT, "Artery of Lower Extremity") (T-46910, SRT, "External Iliac Artery")	(G-C171, SRT, "Laterality")=(G-A101, SRT, "Left") (121401, DCM, "Derivation")=(R-41D2D, SRT, "Calculated") (G-A1F8, SRT, "Topographical Modifier")=(G-A188, SRT, "Mid-longitudinal")
RESISTIVE INDEX	(12023-8, LN, "Resistivity Index")	(T-47040, SRT, "Artery of Lower Extremity") (T-46910, SRT, "External Iliac Artery")	(G-C171, SRT, "Laterality")=(G-A101, SRT, "Left") (121401, DCM, "Derivation")=(R-41D2D, SRT, "Calculated") (G-A1F8, SRT, "Topographical Modifier")=(G-A188, SRT, "Mid-longitudinal")
PEAK VELOCITY	(11726-7, LN, "Peak Systolic Velocity")	(T-47040, SRT, "Artery of Lower Extremity") (T-46910, SRT, "External Iliac Artery")	(G-C171, SRT, "Laterality")=(G-A101, SRT, "Left") (121401, DCM, "Derivation")=(R-41D2D, SRT, "Calculated") (G-A1F8, SRT, "Topographical Modifier")=(G-A188, SRT, "Mid-longitudinal")
MEAN VELOCITY	(MN-25, ESAOTE_P1, "Time Averaged Velocity")	(T-47040, SRT, "Artery of Lower Extremity") (T-46910, SRT, "External Iliac Artery")	(G-C171, SRT, "Laterality")=(G-A101, SRT, "Left") (121401, DCM, "Derivation")=(R-41D2D, SRT, "Calculated") (G-A1F8, SRT, "Topographical Modifier")=(G-A188, SRT, "Mid-longitudinal")
REVERSE VELOCITY	(MN-27, ESAOTE_P1, "Reverse Velocity")	(T-47040, SRT, "Artery of Lower Extremity") (T-46910, SRT, "External Iliac Artery")	(G-C171, SRT, "Laterality")=(G-A101, SRT, "Left") (121401, DCM, "Derivation")=(R-41D2D, SRT, "Calculated") (G-A1F8, SRT, "Topographical Modifier")=(G-A188, SRT, "Mid-longitudinal")
DIASTOLIC VELOCITY	(11653-3, LN, "End Diastolic Velocity")	(T-47040, SRT, "Artery of Lower Extremity") (T-46910, SRT, "External Iliac Artery")	(G-C171, SRT, "Laterality")=(G-A101, SRT, "Left") (121401, DCM, "Derivation")=(R-41D2D, SRT, "Calculated") (G-A1F8, SRT, "Topographical Modifier")=(G-A188, SRT, "Mid-longitudinal")
PEAK GRADIENT	(20247-3, LN, "Peak Gradient")	(T-47040, SRT, "Artery of Lower Extremity") (T-46910, SRT, "External Iliac Artery")	(G-C171, SRT, "Laterality")=(G-A101, SRT, "Left") (121401, DCM, "Derivation")=(R-41D2D, SRT, "Calculated") (G-A1F8, SRT, "Topographical Modifier")=(G-A188, SRT, "Mid-longitudinal")
MEAN GRADIENT	(20256-4, LN, "Mean Gradient")	(T-47040, SRT, "Artery of Lower Extremity") (T-46910, SRT, "External Iliac Artery")	(G-C171, SRT, "Laterality")=(G-A101, SRT, "Left") (121401, DCM, "Derivation")=(R-41D2D, SRT, "Calculated") (G-A1F8, SRT, "Topographical Modifier")=(G-A188, SRT, "Mid-longitudinal")
ACCELERATION	(MN-	(T-47040, SRT,	(G-C171, SRT, "Laterality")=(G-A101, SRT, "Left")

<i>ESAOTE MEASURE</i>	<i>BASE MEAS. CONCEPT NAME</i>	<i>SECTION</i>	<i>CONCEPT OR ACQUISITION CONTEXT MODIFIERS</i>
	04,ESAOTE_P1, "Acceleration")	"Artery of Lower Extremity") (T-46910,SRT, "External Iliac Artery")	(121401, DCM, "Derivation")=(R-41D2D,SRT, "Calculated") (G-A1F8, SRT, "Topographical Modifier")=(G-A188,SRT, "Mid-longitudinal")
ACCELERATION TIME	(20168-1,LN, "Acceleration Time")	(T-47040,SRT, "Artery of Lower Extremity") (T-46910,SRT, "External Iliac Artery")	(G-C171, SRT, "Laterality")=(G-A101,SRT, "Left") (121401, DCM, "Derivation")=(R-41D2D,SRT, "Calculated") (G-A1F8, SRT, "Topographical Modifier")=(G-A188,SRT, "Mid-longitudinal")
SYST VEL/DIAST VEL	(12144-2,LN, "Systolic to Diastolic Velocity Ratio")	(T-47040,SRT, "Artery of Lower Extremity") (T-46910,SRT, "External Iliac Artery")	(G-C171, SRT, "Laterality")=(G-A101,SRT, "Left") (121401, DCM, "Derivation")=(R-41D2D,SRT, "Calculated") (G-A1F8, SRT, "Topographical Modifier")=(G-A188,SRT, "Mid-longitudinal")
DIAST VEL/SYST VEL	(MN-28,ESAOTE_P1, "Diastolic To Systolic Velocity Ratio")	(T-47040,SRT, "Artery of Lower Extremity") (T-46910,SRT, "External Iliac Artery")	(G-C171, SRT, "Laterality")=(G-A101,SRT, "Left") (121401, DCM, "Derivation")=(R-41D2D,SRT, "Calculated") (G-A1F8, SRT, "Topographical Modifier")=(G-A188,SRT, "Mid-longitudinal")
L EIA DISTAL			
L EIA DIST PS VEL	(11726-7,LN, "Peak Systolic Velocity")	(T-47040,SRT, "Artery of Lower Extremity") (T-46910,SRT, "External Iliac Artery")	(G-C171, SRT, "Laterality")=(G-A101,SRT, "Left") (121401, DCM, "Derivation")=(R-00355,SRT, "Point source measurement") (G-A1F8, SRT, "Topographical Modifier")=(G-A119,SRT, "Distal")
L EIA DIST ED VEL	(11653-3,LN, "End Diastolic Velocity")	(T-47040,SRT, "Artery of Lower Extremity") (T-46910,SRT, "External Iliac Artery")	(G-C171, SRT, "Laterality")=(G-A101,SRT, "Left") (121401, DCM, "Derivation")=(R-00355,SRT, "Point source measurement") (G-A1F8, SRT, "Topographical Modifier")=(G-A119,SRT, "Distal")
L EIA DIS FVI			
FVI	(20354-7,LN, "Velocity Time Integral")	(T-47040,SRT, "Artery of Lower Extremity") (T-46910,SRT, "External Iliac Artery")	(G-C171, SRT, "Laterality")=(G-A101,SRT, "Left") (121401, DCM, "Derivation")=(R-41D2D,SRT, "Calculated") (G-A1F8, SRT, "Topographical Modifier")=(G-A119,SRT, "Distal")
PULSATILITY INDEX	(12008-9,LN, "Pulsatility Index")	(T-47040,SRT, "Artery of Lower Extremity") (T-46910,SRT, "External Iliac Artery")	(G-C171, SRT, "Laterality")=(G-A101,SRT, "Left") (121401, DCM, "Derivation")=(R-41D2D,SRT, "Calculated") (G-A1F8, SRT, "Topographical Modifier")=(G-A119,SRT, "Distal")
RESISTIVE INDEX	(12023-8,LN, "Resistivity Index")	(T-47040,SRT, "Artery of Lower Extremity") (T-46910,SRT, "External Iliac Artery")	(G-C171, SRT, "Laterality")=(G-A101,SRT, "Left") (121401, DCM, "Derivation")=(R-41D2D,SRT, "Calculated") (G-A1F8, SRT, "Topographical Modifier")=(G-A119,SRT, "Distal")
PEAK VELOCITY	(11726-7,LN, "Peak Systolic Velocity")	(T-47040,SRT, "Artery of Lower Extremity") (T-46910,SRT, "External Iliac Artery")	(G-C171, SRT, "Laterality")=(G-A101,SRT, "Left") (121401, DCM, "Derivation")=(R-41D2D,SRT, "Calculated") (G-A1F8, SRT, "Topographical Modifier")=(G-A119,SRT, "Distal")
MEAN VELOCITY	(MN-25,ESAOTE_P1, "Time Averaged	(T-47040,SRT, "Artery of Lower Extremity")	(G-C171, SRT, "Laterality")=(G-A101,SRT, "Left") (121401, DCM, "Derivation")=(R-41D2D,SRT, "Calculated") (G-A1F8, SRT, "Topographical Modifier")=(G-A119,SRT, "Distal")

ESAOTE MEASURE	BASE MEAS. CONCEPT NAME	SECTION	CONCEPT OR ACQUISITION CONTEXT MODIFIERS
	Velocity")	(T-46910,SRT, "External Iliac Artery")	
REVERSE VELOCITY	(MN-27,ESAOTE_P1, "Reverse Velocity")	(T-47040,SRT, "Artery of Lower Extremity") (T-46910,SRT, "External Iliac Artery")	(G-C171, SRT, "Laterality")=(G-A101,SRT, "Left") (121401, DCM, "Derivation")=(R-41D2D,SRT, "Calculated") (G-A1F8, SRT, "Topographical Modifier")=(G-A119,SRT, "Distal")
DIASTOLIC VELOCITY	(11653-3,LN, "End Diastolic Velocity")	(T-47040,SRT, "Artery of Lower Extremity") (T-46910,SRT, "External Iliac Artery")	(G-C171, SRT, "Laterality")=(G-A101,SRT, "Left") (121401, DCM, "Derivation")=(R-41D2D,SRT, "Calculated") (G-A1F8, SRT, "Topographical Modifier")=(G-A119,SRT, "Distal")
PEAK GRADIENT	(20247-3,LN, "Peak Gradient")	(T-47040,SRT, "Artery of Lower Extremity") (T-46910,SRT, "External Iliac Artery")	(G-C171, SRT, "Laterality")=(G-A101,SRT, "Left") (121401, DCM, "Derivation")=(R-41D2D,SRT, "Calculated") (G-A1F8, SRT, "Topographical Modifier")=(G-A119,SRT, "Distal")
MEAN GRADIENT	(20256-4,LN, "Mean Gradient")	(T-47040,SRT, "Artery of Lower Extremity") (T-46910,SRT, "External Iliac Artery")	(G-C171, SRT, "Laterality")=(G-A101,SRT, "Left") (121401, DCM, "Derivation")=(R-41D2D,SRT, "Calculated") (G-A1F8, SRT, "Topographical Modifier")=(G-A119,SRT, "Distal")
ACCELERATION	(MN-04,ESAOTE_P1, "Acceleration")	(T-47040,SRT, "Artery of Lower Extremity") (T-46910,SRT, "External Iliac Artery")	(G-C171, SRT, "Laterality")=(G-A101,SRT, "Left") (121401, DCM, "Derivation")=(R-41D2D,SRT, "Calculated") (G-A1F8, SRT, "Topographical Modifier")=(G-A119,SRT, "Distal")
ACCELERATION TIME	(20168-1,LN, "Acceleration Time")	(T-47040,SRT, "Artery of Lower Extremity") (T-46910,SRT, "External Iliac Artery")	(G-C171, SRT, "Laterality")=(G-A101,SRT, "Left") (121401, DCM, "Derivation")=(R-41D2D,SRT, "Calculated") (G-A1F8, SRT, "Topographical Modifier")=(G-A119,SRT, "Distal")
SYST VEL/DIAST VEL	(12144-2,LN, "Systolic to Diastolic Velocity Ratio")	(T-47040,SRT, "Artery of Lower Extremity") (T-46910,SRT, "External Iliac Artery")	(G-C171, SRT, "Laterality")=(G-A101,SRT, "Left") (121401, DCM, "Derivation")=(R-41D2D,SRT, "Calculated") (G-A1F8, SRT, "Topographical Modifier")=(G-A119,SRT, "Distal")
DIAST VEL/SYST VEL	(MN-28,ESAOTE_P1, "Diastolic To Systolic Velocity Ratio")	(T-47040,SRT, "Artery of Lower Extremity") (T-46910,SRT, "External Iliac Artery")	(G-C171, SRT, "Laterality")=(G-A101,SRT, "Left") (121401, DCM, "Derivation")=(R-41D2D,SRT, "Calculated") (G-A1F8, SRT, "Topographical Modifier")=(G-A119,SRT, "Distal")
L ILIAC ART BIF			
L ILIAC ART BIF PSV	(11726-7,LN, "Peak Systolic Velocity")	(T-47040,SRT, "Artery of Lower Extremity") (R-10258,SRT, "Common Iliac Artery Bifurcation")	(G-C171, SRT, "Laterality")=(G-A101,SRT, "Left") (121401, DCM, "Derivation")=(R-00355,SRT, "Point source measurement")
L ILIAC ART BIF EDV	(11653-3,LN, "End Diastolic Velocity")	(T-47040,SRT, "Artery of Lower Extremity") (R-10258,SRT, "Common Iliac Artery Bifurcation")	(G-C171, SRT, "Laterality")=(G-A101,SRT, "Left") (121401, DCM, "Derivation")=(R-00355,SRT, "Point source measurement")

ESAOTE MEASURE	BASE MEAS. CONCEPT NAME	SECTION	CONCEPT OR ACQUISITION CONTEXT MODIFIERS
L IA BIF FVI			
FVI	(20354-7, LN, "Velocity Time Integral")	(T-47040, SRT, "Artery of Lower Extremity") (R-10258, SRT, "Common Iliac Artery Bifurcation")	(G-C171, SRT, "Laterality")=(G-A101, SRT, "Left") (121401, DCM, "Derivation")=(R-41D2D, SRT, "Calculated")
PULSATILITY INDEX	(12008-9, LN, "Pulsatility Index")	(T-47040, SRT, "Artery of Lower Extremity") (R-10258, SRT, "Common Iliac Artery Bifurcation")	(G-C171, SRT, "Laterality")=(G-A101, SRT, "Left") (121401, DCM, "Derivation")=(R-41D2D, SRT, "Calculated")
RESISTIVE INDEX	(12023-8, LN, "Resistivity Index")	(T-47040, SRT, "Artery of Lower Extremity") (R-10258, SRT, "Common Iliac Artery Bifurcation")	(G-C171, SRT, "Laterality")=(G-A101, SRT, "Left") (121401, DCM, "Derivation")=(R-41D2D, SRT, "Calculated")
PEAK VELOCITY	(11726-7, LN, "Peak Systolic Velocity")	(T-47040, SRT, "Artery of Lower Extremity") (R-10258, SRT, "Common Iliac Artery Bifurcation")	(G-C171, SRT, "Laterality")=(G-A101, SRT, "Left") (121401, DCM, "Derivation")=(R-41D2D, SRT, "Calculated")
MEAN VELOCITY	(MN-25, ESAOTE_P1, "Time Averaged Velocity")	(T-47040, SRT, "Artery of Lower Extremity") (R-10258, SRT, "Common Iliac Artery Bifurcation")	(G-C171, SRT, "Laterality")=(G-A101, SRT, "Left") (121401, DCM, "Derivation")=(R-41D2D, SRT, "Calculated")
REVERSE VELOCITY	(MN-27, ESAOTE_P1, "Reverse Velocity")	(T-47040, SRT, "Artery of Lower Extremity") (R-10258, SRT, "Common Iliac Artery Bifurcation")	(G-C171, SRT, "Laterality")=(G-A101, SRT, "Left") (121401, DCM, "Derivation")=(R-41D2D, SRT, "Calculated")
DIASTOLIC VELOCITY	(11653-3, LN, "End Diastolic Velocity")	(T-47040, SRT, "Artery of Lower Extremity") (R-10258, SRT, "Common Iliac Artery Bifurcation")	(G-C171, SRT, "Laterality")=(G-A101, SRT, "Left") (121401, DCM, "Derivation")=(R-41D2D, SRT, "Calculated")
PEAK GRADIENT	(20247-3, LN, "Peak Gradient")	(T-47040, SRT, "Artery of Lower Extremity") (R-10258, SRT, "Common Iliac Artery Bifurcation")	(G-C171, SRT, "Laterality")=(G-A101, SRT, "Left") (121401, DCM, "Derivation")=(R-41D2D, SRT, "Calculated")
MEAN GRADIENT	(20256-4, LN, "Mean Gradient")	(T-47040, SRT, "Artery of Lower Extremity") (R-10258, SRT, "Common Iliac Artery Bifurcation")	(G-C171, SRT, "Laterality")=(G-A101, SRT, "Left") (121401, DCM, "Derivation")=(R-41D2D, SRT, "Calculated")
ACCELERATION	(MN-04, ESAOTE_P1, "Acceleration")	(T-47040, SRT, "Artery of Lower Extremity") (R-10258, SRT, "Common Iliac Artery Bifurcation")	(G-C171, SRT, "Laterality")=(G-A101, SRT, "Left") (121401, DCM, "Derivation")=(R-41D2D, SRT, "Calculated")
ACCELERATION TIME	(20168-1, LN, "Acceleration Time")	(T-47040, SRT, "Artery of Lower Extremity") (R-10258, SRT,	(G-C171, SRT, "Laterality")=(G-A101, SRT, "Left") (121401, DCM, "Derivation")=(R-41D2D, SRT, "Calculated")

ESAOTE MEASURE	BASE MEAS. CONCEPT NAME	SECTION	CONCEPT OR ACQUISITION CONTEXT MODIFIERS
		"Common Iliac Artery Bifurcation")	
SYST VEL/DIAST VEL	(12144-2, LN, "Systolic to Diastolic Velocity Ratio")	(T-47040, SRT, "Artery of Lower Extremity") (R-10258, SRT, "Common Iliac Artery Bifurcation")	(G-C171, SRT, "Laterality")=(G-A101, SRT, "Left") (121401, DCM, "Derivation")=(R-41D2D, SRT, "Calculated")
DIAST VEL/SYST VEL	(MN-28, ESAOTE_P1, "Diastolic To Systolic Velocity Ratio")	(T-47040, SRT, "Artery of Lower Extremity") (R-10258, SRT, "Common Iliac Artery Bifurcation")	(G-C171, SRT, "Laterality")=(G-A101, SRT, "Left") (121401, DCM, "Derivation")=(R-41D2D, SRT, "Calculated")
L IIA PROXIMAL			
L IIA PROX PS VEL	(11726-7, LN, "Peak Systolic Velocity")	(T-47040, SRT, "Artery of Lower Extremity") (T-46740, SRT, "Internal Iliac Artery")	(G-C171, SRT, "Laterality")=(G-A101, SRT, "Left") (121401, DCM, "Derivation")=(R-00355, SRT, "Point source measurement") (G-A1F8, SRT, "Topographical Modifier")=(G-A118, SRT, "Proximal")
L IIA PROX ED VEL	(11653-3, LN, "End Diastolic Velocity")	(T-47040, SRT, "Artery of Lower Extremity") (T-46740, SRT, "Internal Iliac Artery")	(G-C171, SRT, "Laterality")=(G-A101, SRT, "Left") (121401, DCM, "Derivation")=(R-00355, SRT, "Point source measurement") (G-A1F8, SRT, "Topographical Modifier")=(G-A118, SRT, "Proximal")
L IIA PROX FVI			
FVI	(20354-7, LN, "Velocity Time Integral")	(T-47040, SRT, "Artery of Lower Extremity") (T-46740, SRT, "Internal Iliac Artery")	(G-C171, SRT, "Laterality")=(G-A101, SRT, "Left") (121401, DCM, "Derivation")=(R-41D2D, SRT, "Calculated") (G-A1F8, SRT, "Topographical Modifier")=(G-A118, SRT, "Proximal")
PULSATILITY INDEX	(12008-9, LN, "Pulsatility Index")	(T-47040, SRT, "Artery of Lower Extremity") (T-46740, SRT, "Internal Iliac Artery")	(G-C171, SRT, "Laterality")=(G-A101, SRT, "Left") (121401, DCM, "Derivation")=(R-41D2D, SRT, "Calculated") (G-A1F8, SRT, "Topographical Modifier")=(G-A118, SRT, "Proximal")
RESISTIVE INDEX	(12023-8, LN, "Resistivity Index")	(T-47040, SRT, "Artery of Lower Extremity") (T-46740, SRT, "Internal Iliac Artery")	(G-C171, SRT, "Laterality")=(G-A101, SRT, "Left") (121401, DCM, "Derivation")=(R-41D2D, SRT, "Calculated") (G-A1F8, SRT, "Topographical Modifier")=(G-A118, SRT, "Proximal")
PEAK VELOCITY	(11726-7, LN, "Peak Systolic Velocity")	(T-47040, SRT, "Artery of Lower Extremity") (T-46740, SRT, "Internal Iliac Artery")	(G-C171, SRT, "Laterality")=(G-A101, SRT, "Left") (121401, DCM, "Derivation")=(R-41D2D, SRT, "Calculated") (G-A1F8, SRT, "Topographical Modifier")=(G-A118, SRT, "Proximal")
MEAN VELOCITY	(MN-25, ESAOTE_P1, "Time Averaged Velocity")	(T-47040, SRT, "Artery of Lower Extremity") (T-46740, SRT, "Internal Iliac Artery")	(G-C171, SRT, "Laterality")=(G-A101, SRT, "Left") (121401, DCM, "Derivation")=(R-41D2D, SRT, "Calculated") (G-A1F8, SRT, "Topographical Modifier")=(G-A118, SRT, "Proximal")
REVERSE VELOCITY	(MN-27, ESAOTE_P1, "Reverse Velocity")	(T-47040, SRT, "Artery of Lower Extremity") (T-46740, SRT, "Internal Iliac Artery")	(G-C171, SRT, "Laterality")=(G-A101, SRT, "Left") (121401, DCM, "Derivation")=(R-41D2D, SRT, "Calculated") (G-A1F8, SRT, "Topographical Modifier")=(G-A118, SRT, "Proximal")

<i>ESAOTE MEASURE</i>	<i>BASE MEAS. CONCEPT NAME</i>	<i>SECTION</i>	<i>CONCEPT OR ACQUISITION CONTEXT MODIFIERS</i>
DIASTOLIC VELOCITY	(11653-3, LN, "End Diastolic Velocity")	(T-47040, SRT, "Artery of Lower Extremity") (T-46740, SRT, "Internal Iliac Artery")	(G-C171, SRT, "Laterality")=(G-A101, SRT, "Left") (121401, DCM, "Derivation")=(R-41D2D, SRT, "Calculated") (G-A1F8, SRT, "Topographical Modifier")=(G-A118, SRT, "Proximal")
PEAK GRADIENT	(20247-3, LN, "Peak Gradient")	(T-47040, SRT, "Artery of Lower Extremity") (T-46740, SRT, "Internal Iliac Artery")	(G-C171, SRT, "Laterality")=(G-A101, SRT, "Left") (121401, DCM, "Derivation")=(R-41D2D, SRT, "Calculated") (G-A1F8, SRT, "Topographical Modifier")=(G-A118, SRT, "Proximal")
MEAN GRADIENT	(20256-4, LN, "Mean Gradient")	(T-47040, SRT, "Artery of Lower Extremity") (T-46740, SRT, "Internal Iliac Artery")	(G-C171, SRT, "Laterality")=(G-A101, SRT, "Left") (121401, DCM, "Derivation")=(R-41D2D, SRT, "Calculated") (G-A1F8, SRT, "Topographical Modifier")=(G-A118, SRT, "Proximal")
ACCELERATION	(MN-04, ESAOTE_P1, "Acceleration")	(T-47040, SRT, "Artery of Lower Extremity") (T-46740, SRT, "Internal Iliac Artery")	(G-C171, SRT, "Laterality")=(G-A101, SRT, "Left") (121401, DCM, "Derivation")=(R-41D2D, SRT, "Calculated") (G-A1F8, SRT, "Topographical Modifier")=(G-A118, SRT, "Proximal")
ACCELERATION TIME	(20168-1, LN, "Acceleration Time")	(T-47040, SRT, "Artery of Lower Extremity") (T-46740, SRT, "Internal Iliac Artery")	(G-C171, SRT, "Laterality")=(G-A101, SRT, "Left") (121401, DCM, "Derivation")=(R-41D2D, SRT, "Calculated") (G-A1F8, SRT, "Topographical Modifier")=(G-A118, SRT, "Proximal")
SYST VEL/DIAST VEL	(12144-2, LN, "Systolic to Diastolic Velocity Ratio")	(T-47040, SRT, "Artery of Lower Extremity") (T-46740, SRT, "Internal Iliac Artery")	(G-C171, SRT, "Laterality")=(G-A101, SRT, "Left") (121401, DCM, "Derivation")=(R-41D2D, SRT, "Calculated") (G-A1F8, SRT, "Topographical Modifier")=(G-A118, SRT, "Proximal")
DIAST VEL/SYST VEL	(MN-28, ESAOTE_P1, "Diastolic To Systolic Velocity Ratio")	(T-47040, SRT, "Artery of Lower Extremity") (T-46740, SRT, "Internal Iliac Artery")	(G-C171, SRT, "Laterality")=(G-A101, SRT, "Left") (121401, DCM, "Derivation")=(R-41D2D, SRT, "Calculated") (G-A1F8, SRT, "Topographical Modifier")=(G-A118, SRT, "Proximal")
LL LIMBS			
L CFA PROXIMAL			
L CFA PROX PS VEL	(11726-7, LN, "Peak Systolic Velocity")	(T-47040, SRT, "Artery of Lower Extremity") (T-47400, SRT, "Common Femoral Artery")	(G-C171, SRT, "Laterality")=(G-A101, SRT, "Left") (121401, DCM, "Derivation")=(R-00355, SRT, "Point source measurement") (G-A1F8, SRT, "Topographical Modifier")=(G-A118, SRT, "Proximal")
L CFA PROX ED VEL	(11653-3, LN, "End Diastolic Velocity")	(T-47040, SRT, "Artery of Lower Extremity") (T-47400, SRT, "Common Femoral Artery")	(G-C171, SRT, "Laterality")=(G-A101, SRT, "Left") (121401, DCM, "Derivation")=(R-00355, SRT, "Point source measurement") (G-A1F8, SRT, "Topographical Modifier")=(G-A118, SRT, "Proximal")
L CFA PROX FVI			
FVI	(20354-7, LN, "Velocity Time Integral")	(T-47040, SRT, "Artery of Lower Extremity") (T-47400, SRT, "Common Femoral Artery")	(G-C171, SRT, "Laterality")=(G-A101, SRT, "Left") (121401, DCM, "Derivation")=(R-41D2D, SRT, "Calculated") (G-A1F8, SRT, "Topographical Modifier")=(G-A118, SRT, "Proximal")

<i>ESAOTE MEASURE</i>	<i>BASE MEAS. CONCEPT NAME</i>	<i>SECTION</i>	<i>CONCEPT OR ACQUISITION CONTEXT MODIFIERS</i>
PULSATILITY INDEX	(12008-9, LN, "Pulsatility Index")	(T-47040, SRT, "Artery of Lower Extremity") (T-47400, SRT, "Common Femoral Artery")	(G-C171, SRT, "Laterality")=(G-A101, SRT, "Left") (121401, DCM, "Derivation")=(R-41D2D, SRT, "Calculated") (G-A1F8, SRT, "Topographical Modifier")=(G-A118, SRT, "Proximal")
RESISTIVE INDEX	(12023-8, LN, "Resistivity Index")	(T-47040, SRT, "Artery of Lower Extremity") (T-47400, SRT, "Common Femoral Artery")	(G-C171, SRT, "Laterality")=(G-A101, SRT, "Left") (121401, DCM, "Derivation")=(R-41D2D, SRT, "Calculated") (G-A1F8, SRT, "Topographical Modifier")=(G-A118, SRT, "Proximal")
PEAK VELOCITY	(11726-7, LN, "Peak Systolic Velocity")	(T-47040, SRT, "Artery of Lower Extremity") (T-47400, SRT, "Common Femoral Artery")	(G-C171, SRT, "Laterality")=(G-A101, SRT, "Left") (121401, DCM, "Derivation")=(R-41D2D, SRT, "Calculated") (G-A1F8, SRT, "Topographical Modifier")=(G-A118, SRT, "Proximal")
MEAN VELOCITY	(MN-25, ESAOTE_P1, "Time Averaged Velocity")	(T-47040, SRT, "Artery of Lower Extremity") (T-47400, SRT, "Common Femoral Artery")	(G-C171, SRT, "Laterality")=(G-A101, SRT, "Left") (121401, DCM, "Derivation")=(R-41D2D, SRT, "Calculated") (G-A1F8, SRT, "Topographical Modifier")=(G-A118, SRT, "Proximal")
REVERSE VELOCITY	(MN-27, ESAOTE_P1, "Reverse Velocity")	(T-47040, SRT, "Artery of Lower Extremity") (T-47400, SRT, "Common Femoral Artery")	(G-C171, SRT, "Laterality")=(G-A101, SRT, "Left") (121401, DCM, "Derivation")=(R-41D2D, SRT, "Calculated") (G-A1F8, SRT, "Topographical Modifier")=(G-A118, SRT, "Proximal")
DIASTOLIC VELOCITY	(11653-3, LN, "End Diastolic Velocity")	(T-47040, SRT, "Artery of Lower Extremity") (T-47400, SRT, "Common Femoral Artery")	(G-C171, SRT, "Laterality")=(G-A101, SRT, "Left") (121401, DCM, "Derivation")=(R-41D2D, SRT, "Calculated") (G-A1F8, SRT, "Topographical Modifier")=(G-A118, SRT, "Proximal")
PEAK GRADIENT	(20247-3, LN, "Peak Gradient")	(T-47040, SRT, "Artery of Lower Extremity") (T-47400, SRT, "Common Femoral Artery")	(G-C171, SRT, "Laterality")=(G-A101, SRT, "Left") (121401, DCM, "Derivation")=(R-41D2D, SRT, "Calculated") (G-A1F8, SRT, "Topographical Modifier")=(G-A118, SRT, "Proximal")
MEAN GRADIENT	(20256-4, LN, "Mean Gradient")	(T-47040, SRT, "Artery of Lower Extremity") (T-47400, SRT, "Common Femoral Artery")	(G-C171, SRT, "Laterality")=(G-A101, SRT, "Left") (121401, DCM, "Derivation")=(R-41D2D, SRT, "Calculated") (G-A1F8, SRT, "Topographical Modifier")=(G-A118, SRT, "Proximal")
ACCELERATION	(MN-04, ESAOTE_P1, "Acceleration")	(T-47040, SRT, "Artery of Lower Extremity") (T-47400, SRT, "Common Femoral Artery")	(G-C171, SRT, "Laterality")=(G-A101, SRT, "Left") (121401, DCM, "Derivation")=(R-41D2D, SRT, "Calculated") (G-A1F8, SRT, "Topographical Modifier")=(G-A118, SRT, "Proximal")
ACCELERATION TIME	(20168-1, LN, "Acceleration Time")	(T-47040, SRT, "Artery of Lower Extremity") (T-47400, SRT, "Common Femoral Artery")	(G-C171, SRT, "Laterality")=(G-A101, SRT, "Left") (121401, DCM, "Derivation")=(R-41D2D, SRT, "Calculated") (G-A1F8, SRT, "Topographical Modifier")=(G-A118, SRT, "Proximal")
SYST VEL/DIAST VEL	(12144-2, LN, "Systolic to Diastolic Velocity Ratio")	(T-47040, SRT, "Artery of Lower Extremity") (T-47400, SRT, "Common Femoral Artery")	(G-C171, SRT, "Laterality")=(G-A101, SRT, "Left") (121401, DCM, "Derivation")=(R-41D2D, SRT, "Calculated") (G-A1F8, SRT, "Topographical Modifier")=(G-A118, SRT, "Proximal")

<i>ESAOTE MEASURE</i>	<i>BASE MEAS. CONCEPT NAME</i>	<i>SECTION</i>	<i>CONCEPT OR ACQUISITION CONTEXT MODIFIERS</i>
DIAST VEL/SYST VEL	(MN-28,ESAOTE_P1, "Diastolic To Systolic Velocity Ratio")	(T-47040,SRT, "Artery of Lower Extremity") (T-47400,SRT, "Common Femoral Artery")	(G-C171, SRT, "Laterality")=(G-A101,SRT, "Left") (121401, DCM, "Derivation")=(R-41D2D,SRT, "Calculated") (G-A1F8, SRT, "Topographical Modifier")=(G-A118,SRT, "Proximal")
L CFA MID			
L CFA MID PS VEL	(11726-7,LN, "Peak Systolic Velocity")	(T-47040,SRT, "Artery of Lower Extremity") (T-47400,SRT, "Common Femoral Artery")	(G-C171, SRT, "Laterality")=(G-A101,SRT, "Left") (121401, DCM, "Derivation")=(R-00355,SRT, "Point source measurement") (G-A1F8, SRT, "Topographical Modifier")=(G-A188,SRT, "Mid-longitudinal")
L CFA MID ED VEL	(11653-3,LN, "End Diastolic Velocity")	(T-47040,SRT, "Artery of Lower Extremity") (T-47400,SRT, "Common Femoral Artery")	(G-C171, SRT, "Laterality")=(G-A101,SRT, "Left") (121401, DCM, "Derivation")=(R-00355,SRT, "Point source measurement") (G-A1F8, SRT, "Topographical Modifier")=(G-A188,SRT, "Mid-longitudinal")
L CFA MID FVI			
FVI	(20354-7,LN, "Velocity Time Integral")	(T-47040,SRT, "Artery of Lower Extremity") (T-47400,SRT, "Common Femoral Artery")	(G-C171, SRT, "Laterality")=(G-A101,SRT, "Left") (121401, DCM, "Derivation")=(R-41D2D,SRT, "Calculated") (G-A1F8, SRT, "Topographical Modifier")=(G-A188,SRT, "Mid-longitudinal")
PULSATILITY INDEX	(12008-9,LN, "Pulsatility Index")	(T-47040,SRT, "Artery of Lower Extremity") (T-47400,SRT, "Common Femoral Artery")	(G-C171, SRT, "Laterality")=(G-A101,SRT, "Left") (121401, DCM, "Derivation")=(R-41D2D,SRT, "Calculated") (G-A1F8, SRT, "Topographical Modifier")=(G-A188,SRT, "Mid-longitudinal")
RESISTIVE INDEX	(12023-8,LN, "Resistivity Index")	(T-47040,SRT, "Artery of Lower Extremity") (T-47400,SRT, "Common Femoral Artery")	(G-C171, SRT, "Laterality")=(G-A101,SRT, "Left") (121401, DCM, "Derivation")=(R-41D2D,SRT, "Calculated") (G-A1F8, SRT, "Topographical Modifier")=(G-A188,SRT, "Mid-longitudinal")
PEAK VELOCITY	(11726-7,LN, "Peak Systolic Velocity")	(T-47040,SRT, "Artery of Lower Extremity") (T-47400,SRT, "Common Femoral Artery")	(G-C171, SRT, "Laterality")=(G-A101,SRT, "Left") (121401, DCM, "Derivation")=(R-41D2D,SRT, "Calculated") (G-A1F8, SRT, "Topographical Modifier")=(G-A188,SRT, "Mid-longitudinal")
MEAN VELOCITY	(MN-25,ESAOTE_P1, "Time Averaged Velocity")	(T-47040,SRT, "Artery of Lower Extremity") (T-47400,SRT, "Common Femoral Artery")	(G-C171, SRT, "Laterality")=(G-A101,SRT, "Left") (121401, DCM, "Derivation")=(R-41D2D,SRT, "Calculated") (G-A1F8, SRT, "Topographical Modifier")=(G-A188,SRT, "Mid-longitudinal")
REVERSE VELOCITY	(MN-27,ESAOTE_P1, "Reverse Velocity")	(T-47040,SRT, "Artery of Lower Extremity") (T-47400,SRT, "Common Femoral Artery")	(G-C171, SRT, "Laterality")=(G-A101,SRT, "Left") (121401, DCM, "Derivation")=(R-41D2D,SRT, "Calculated") (G-A1F8, SRT, "Topographical Modifier")=(G-A188,SRT, "Mid-longitudinal")
DIASTOLIC VELOCITY	(11653-3,LN, "End Diastolic Velocity")	(T-47040,SRT, "Artery of Lower Extremity") (T-47400,SRT, "Common Femoral Artery")	(G-C171, SRT, "Laterality")=(G-A101,SRT, "Left") (121401, DCM, "Derivation")=(R-41D2D,SRT, "Calculated") (G-A1F8, SRT, "Topographical Modifier")=(G-A188,SRT, "Mid-longitudinal")
PEAK GRADIENT	(20247-3,LN, "Peak Gradient")	(T-47040,SRT, "Artery of Lower	(G-C171, SRT, "Laterality")=(G-A101,SRT, "Left") (121401, DCM, "Derivation")=(R-41D2D,SRT, "Calculated")

ESAOTE MEASURE	BASE MEAS. CONCEPT NAME	SECTION	CONCEPT OR ACQUISITION CONTEXT MODIFIERS
		Extremity") (T-47400,SRT, "Common Femoral Artery")	(G-A1F8, SRT, "Topographical Modifier")=(G-A188,SRT, "Mid-longitudinal")
MEAN GRADIENT	(20256-4,LN, "Mean Gradient")	(T-47040,SRT, "Artery of Lower Extremity") (T-47400,SRT, "Common Femoral Artery")	(G-C171, SRT, "Laterality")=(G-A101,SRT, "Left") (121401, DCM, "Derivation")=(R-41D2D,SRT, "Calculated") (G-A1F8, SRT, "Topographical Modifier")=(G-A188,SRT, "Mid-longitudinal")
ACCELERATION	(MN-04,ESAOTE_P1, "Acceleration")	(T-47040,SRT, "Artery of Lower Extremity") (T-47400,SRT, "Common Femoral Artery")	(G-C171, SRT, "Laterality")=(G-A101,SRT, "Left") (121401, DCM, "Derivation")=(R-41D2D,SRT, "Calculated") (G-A1F8, SRT, "Topographical Modifier")=(G-A188,SRT, "Mid-longitudinal")
ACCELERATION TIME	(20168-1,LN, "Acceleration Time")	(T-47040,SRT, "Artery of Lower Extremity") (T-47400,SRT, "Common Femoral Artery")	(G-C171, SRT, "Laterality")=(G-A101,SRT, "Left") (121401, DCM, "Derivation")=(R-41D2D,SRT, "Calculated") (G-A1F8, SRT, "Topographical Modifier")=(G-A188,SRT, "Mid-longitudinal")
SYST VEL/DIAST VEL	(12144-2,LN, "Systolic to Diastolic Velocity Ratio")	(T-47040,SRT, "Artery of Lower Extremity") (T-47400,SRT, "Common Femoral Artery")	(G-C171, SRT, "Laterality")=(G-A101,SRT, "Left") (121401, DCM, "Derivation")=(R-41D2D,SRT, "Calculated") (G-A1F8, SRT, "Topographical Modifier")=(G-A188,SRT, "Mid-longitudinal")
DIAST VEL/SYST VEL	(MN-28,ESAOTE_P1, "Diastolic To Systolic Velocity Ratio")	(T-47040,SRT, "Artery of Lower Extremity") (T-47400,SRT, "Common Femoral Artery")	(G-C171, SRT, "Laterality")=(G-A101,SRT, "Left") (121401, DCM, "Derivation")=(R-41D2D,SRT, "Calculated") (G-A1F8, SRT, "Topographical Modifier")=(G-A188,SRT, "Mid-longitudinal")
L CFA DISTAL			
L CFA DIS PS VEL	(11726-7,LN, "Peak Systolic Velocity")	(T-47040,SRT, "Artery of Lower Extremity") (T-47400,SRT, "Common Femoral Artery")	(G-C171, SRT, "Laterality")=(G-A101,SRT, "Left") (121401, DCM, "Derivation")=(R-00355,SRT, "Point source measurement") (G-A1F8, SRT, "Topographical Modifier")=(G-A119,SRT, "Distal")
L CFA DIS ED VEL	(11653-3,LN, "End Diastolic Velocity")	(T-47040,SRT, "Artery of Lower Extremity") (T-47400,SRT, "Common Femoral Artery")	(G-C171, SRT, "Laterality")=(G-A101,SRT, "Left") (121401, DCM, "Derivation")=(R-00355,SRT, "Point source measurement") (G-A1F8, SRT, "Topographical Modifier")=(G-A119,SRT, "Distal")
L CFA DIS FVI			
FVI	(20354-7,LN, "Velocity Time Integral")	(T-47040,SRT, "Artery of Lower Extremity") (T-47400,SRT, "Common Femoral Artery")	(G-C171, SRT, "Laterality")=(G-A101,SRT, "Left") (121401, DCM, "Derivation")=(R-41D2D,SRT, "Calculated") (G-A1F8, SRT, "Topographical Modifier")=(G-A119,SRT, "Distal")
PULSATILITY INDEX	(12008-9,LN, "Pulsatility Index")	(T-47040,SRT, "Artery of Lower Extremity") (T-47400,SRT, "Common Femoral Artery")	(G-C171, SRT, "Laterality")=(G-A101,SRT, "Left") (121401, DCM, "Derivation")=(R-41D2D,SRT, "Calculated") (G-A1F8, SRT, "Topographical Modifier")=(G-A119,SRT, "Distal")
RESISTIVE INDEX	(12023-8,LN, "Resistivity Index")	(T-47040,SRT, "Artery of Lower Extremity") (T-47400,SRT,	(G-C171, SRT, "Laterality")=(G-A101,SRT, "Left") (121401, DCM, "Derivation")=(R-41D2D,SRT, "Calculated") (G-A1F8, SRT, "Topographical Modifier")=(G-A119,SRT, "Distal")

ESAOTE MEASURE	BASE MEAS. CONCEPT NAME	SECTION	CONCEPT OR ACQUISITION CONTEXT MODIFIERS
		"Common Femoral Artery")	
PEAK VELOCITY	(11726-7, LN, "Peak Systolic Velocity")	(T-47040, SRT, "Artery of Lower Extremity") (T-47400, SRT, "Common Femoral Artery")	(G-C171, SRT, "Laterality")=(G-A101, SRT, "Left") (121401, DCM, "Derivation")=(R-41D2D, SRT, "Calculated") (G-A1F8, SRT, "Topographical Modifier")=(G-A119, SRT, "Distal")
MEAN VELOCITY	(MN-25, ESAOTE_P1, "Time Averaged Velocity")	(T-47040, SRT, "Artery of Lower Extremity") (T-47400, SRT, "Common Femoral Artery")	(G-C171, SRT, "Laterality")=(G-A101, SRT, "Left") (121401, DCM, "Derivation")=(R-41D2D, SRT, "Calculated") (G-A1F8, SRT, "Topographical Modifier")=(G-A119, SRT, "Distal")
REVERSE VELOCITY	(MN-27, ESAOTE_P1, "Reverse Velocity")	(T-47040, SRT, "Artery of Lower Extremity") (T-47400, SRT, "Common Femoral Artery")	(G-C171, SRT, "Laterality")=(G-A101, SRT, "Left") (121401, DCM, "Derivation")=(R-41D2D, SRT, "Calculated") (G-A1F8, SRT, "Topographical Modifier")=(G-A119, SRT, "Distal")
DIASTOLIC VELOCITY	(11653-3, LN, "End Diastolic Velocity")	(T-47040, SRT, "Artery of Lower Extremity") (T-47400, SRT, "Common Femoral Artery")	(G-C171, SRT, "Laterality")=(G-A101, SRT, "Left") (121401, DCM, "Derivation")=(R-41D2D, SRT, "Calculated") (G-A1F8, SRT, "Topographical Modifier")=(G-A119, SRT, "Distal")
PEAK GRADIENT	(20247-3, LN, "Peak Gradient")	(T-47040, SRT, "Artery of Lower Extremity") (T-47400, SRT, "Common Femoral Artery")	(G-C171, SRT, "Laterality")=(G-A101, SRT, "Left") (121401, DCM, "Derivation")=(R-41D2D, SRT, "Calculated") (G-A1F8, SRT, "Topographical Modifier")=(G-A119, SRT, "Distal")
MEAN GRADIENT	(20256-4, LN, "Mean Gradient")	(T-47040, SRT, "Artery of Lower Extremity") (T-47400, SRT, "Common Femoral Artery")	(G-C171, SRT, "Laterality")=(G-A101, SRT, "Left") (121401, DCM, "Derivation")=(R-41D2D, SRT, "Calculated") (G-A1F8, SRT, "Topographical Modifier")=(G-A119, SRT, "Distal")
ACCELERATION	(MN-04, ESAOTE_P1, "Acceleration")	(T-47040, SRT, "Artery of Lower Extremity") (T-47400, SRT, "Common Femoral Artery")	(G-C171, SRT, "Laterality")=(G-A101, SRT, "Left") (121401, DCM, "Derivation")=(R-41D2D, SRT, "Calculated") (G-A1F8, SRT, "Topographical Modifier")=(G-A119, SRT, "Distal")
ACCELERATION TIME	(20168-1, LN, "Acceleration Time")	(T-47040, SRT, "Artery of Lower Extremity") (T-47400, SRT, "Common Femoral Artery")	(G-C171, SRT, "Laterality")=(G-A101, SRT, "Left") (121401, DCM, "Derivation")=(R-41D2D, SRT, "Calculated") (G-A1F8, SRT, "Topographical Modifier")=(G-A119, SRT, "Distal")
SYST VEL/DIAST VEL	(12144-2, LN, "Systolic to Diastolic Velocity Ratio")	(T-47040, SRT, "Artery of Lower Extremity") (T-47400, SRT, "Common Femoral Artery")	(G-C171, SRT, "Laterality")=(G-A101, SRT, "Left") (121401, DCM, "Derivation")=(R-41D2D, SRT, "Calculated") (G-A1F8, SRT, "Topographical Modifier")=(G-A119, SRT, "Distal")
DIAST VEL/SYST VEL	(MN-28, ESAOTE_P1, "Diastolic To Systolic Velocity Ratio")	(T-47040, SRT, "Artery of Lower Extremity") (T-47400, SRT, "Common Femoral Artery")	(G-C171, SRT, "Laterality")=(G-A101, SRT, "Left") (121401, DCM, "Derivation")=(R-41D2D, SRT, "Calculated") (G-A1F8, SRT, "Topographical Modifier")=(G-A119, SRT, "Distal")
L PROF FEMORAL ART			
L PFA PEAK SYS	(11726-7, LN, "Peak	(T-47040, SRT,	(G-C171, SRT, "Laterality")=(G-A101, SRT, "Left")

<i>ESAOTE MEASURE</i>	<i>BASE MEAS. CONCEPT NAME</i>	<i>SECTION</i>	<i>CONCEPT OR ACQUISITION CONTEXT MODIFIERS</i>
VEL	Systolic Velocity")	"Artery of Lower Extremity") (T-47440,SRT, "Profunda Femoris Artery")	(121401, DCM, "Derivation")=(R-00355,SRT, "Point source measurement")
L PFA ENDDIAST VEL	(11653-3,LN, "End Diastolic Velocity")	(T-47040,SRT, "Artery of Lower Extremity") (T-47440,SRT, "Profunda Femoris Artery")	(G-C171, SRT, "Laterality")=(G-A101,SRT, "Left") (121401, DCM, "Derivation")=(R-00355,SRT, "Point source measurement")
L PFA FVI			
FVI	(20354-7,LN, "Velocity Time Integral")	(T-47040,SRT, "Artery of Lower Extremity") (T-47440,SRT, "Profunda Femoris Artery")	(G-C171, SRT, "Laterality")=(G-A101,SRT, "Left") (121401, DCM, "Derivation")=(R-41D2D,SRT, "Calculated")
PULSATILITY INDEX	(12008-9,LN, "Pulsatility Index")	(T-47040,SRT, "Artery of Lower Extremity") (T-47440,SRT, "Profunda Femoris Artery")	(G-C171, SRT, "Laterality")=(G-A101,SRT, "Left") (121401, DCM, "Derivation")=(R-41D2D,SRT, "Calculated")
RESISTIVE INDEX	(12023-8,LN, "Resistivity Index")	(T-47040,SRT, "Artery of Lower Extremity") (T-47440,SRT, "Profunda Femoris Artery")	(G-C171, SRT, "Laterality")=(G-A101,SRT, "Left") (121401, DCM, "Derivation")=(R-41D2D,SRT, "Calculated")
PEAK VELOCITY	(11726-7,LN, "Peak Systolic Velocity")	(T-47040,SRT, "Artery of Lower Extremity") (T-47440,SRT, "Profunda Femoris Artery")	(G-C171, SRT, "Laterality")=(G-A101,SRT, "Left") (121401, DCM, "Derivation")=(R-41D2D,SRT, "Calculated")
MEAN VELOCITY	(MN-25,ESAOTE_P1, "Time Averaged Velocity")	(T-47040,SRT, "Artery of Lower Extremity") (T-47440,SRT, "Profunda Femoris Artery")	(G-C171, SRT, "Laterality")=(G-A101,SRT, "Left") (121401, DCM, "Derivation")=(R-41D2D,SRT, "Calculated")
REVERSE VELOCITY	(MN-27,ESAOTE_P1, "Reverse Velocity")	(T-47040,SRT, "Artery of Lower Extremity") (T-47440,SRT, "Profunda Femoris Artery")	(G-C171, SRT, "Laterality")=(G-A101,SRT, "Left") (121401, DCM, "Derivation")=(R-41D2D,SRT, "Calculated")
DIASTOLIC VELOCITY	(11653-3,LN, "End Diastolic Velocity")	(T-47040,SRT, "Artery of Lower Extremity") (T-47440,SRT, "Profunda Femoris Artery")	(G-C171, SRT, "Laterality")=(G-A101,SRT, "Left") (121401, DCM, "Derivation")=(R-41D2D,SRT, "Calculated")
PEAK GRADIENT	(20247-3,LN, "Peak Gradient")	(T-47040,SRT, "Artery of Lower Extremity") (T-47440,SRT, "Profunda Femoris Artery")	(G-C171, SRT, "Laterality")=(G-A101,SRT, "Left") (121401, DCM, "Derivation")=(R-41D2D,SRT, "Calculated")
MEAN GRADIENT	(20256-4,LN, "Mean Gradient")	(T-47040,SRT, "Artery of Lower Extremity") (T-47440,SRT, "Profunda Femoris	(G-C171, SRT, "Laterality")=(G-A101,SRT, "Left") (121401, DCM, "Derivation")=(R-41D2D,SRT, "Calculated")

<i>ESAOTE MEASURE</i>	<i>BASE MEAS. CONCEPT NAME</i>	<i>SECTION</i>	<i>CONCEPT OR ACQUISITION CONTEXT MODIFIERS</i>
		Artery")	
ACCELERATION	(MN-04,ESAOTE_P1, "Acceleration")	(T-47040,SRT, "Artery of Lower Extremity") (T-47440,SRT, "Profunda Femoris Artery")	(G-C171, SRT, "Laterality")=(G-A101,SRT, "Left") (121401, DCM, "Derivation")=(R-41D2D,SRT, "Calculated")
ACCELERATION TIME	(20168-1,LN, "Acceleration Time")	(T-47040,SRT, "Artery of Lower Extremity") (T-47440,SRT, "Profunda Femoris Artery")	(G-C171, SRT, "Laterality")=(G-A101,SRT, "Left") (121401, DCM, "Derivation")=(R-41D2D,SRT, "Calculated")
SYST VEL/DIAST VEL	(12144-2,LN, "Systolic to Diastolic Velocity Ratio")	(T-47040,SRT, "Artery of Lower Extremity") (T-47440,SRT, "Profunda Femoris Artery")	(G-C171, SRT, "Laterality")=(G-A101,SRT, "Left") (121401, DCM, "Derivation")=(R-41D2D,SRT, "Calculated")
DIAST VEL/SYST VEL	(MN-28,ESAOTE_P1, "Diastolic To Systolic Velocity Ratio")	(T-47040,SRT, "Artery of Lower Extremity") (T-47440,SRT, "Profunda Femoris Artery")	(G-C171, SRT, "Laterality")=(G-A101,SRT, "Left") (121401, DCM, "Derivation")=(R-41D2D,SRT, "Calculated")
L SFA PROXIMAL			
L SFA PROX PS VEL	(11726-7,LN, "Peak Systolic Velocity")	(T-47040,SRT, "Artery of Lower Extremity") (T-47403,SRT, "Superficial Femoral Artery")	(G-C171, SRT, "Laterality")=(G-A101,SRT, "Left") (121401, DCM, "Derivation")=(R-00355,SRT, "Point source measurement") (G-A1F8, SRT, "Topographical Modifier")=(G-A118,SRT, "Proximal")
L SFA PROX ED VEL	(11653-3,LN, "End Diastolic Velocity")	(T-47040,SRT, "Artery of Lower Extremity") (T-47403,SRT, "Superficial Femoral Artery")	(G-C171, SRT, "Laterality")=(G-A101,SRT, "Left") (121401, DCM, "Derivation")=(R-00355,SRT, "Point source measurement") (G-A1F8, SRT, "Topographical Modifier")=(G-A118,SRT, "Proximal")
L SFA PROX FVI			
FVI	(20354-7,LN, "Velocity Time Integral")	(T-47040,SRT, "Artery of Lower Extremity") (T-47403,SRT, "Superficial Femoral Artery")	(G-C171, SRT, "Laterality")=(G-A101,SRT, "Left") (121401, DCM, "Derivation")=(R-41D2D,SRT, "Calculated") (G-A1F8, SRT, "Topographical Modifier")=(G-A118,SRT, "Proximal")
PULSATILITY INDEX	(12008-9,LN, "Pulsatility Index")	(T-47040,SRT, "Artery of Lower Extremity") (T-47403,SRT, "Superficial Femoral Artery")	(G-C171, SRT, "Laterality")=(G-A101,SRT, "Left") (121401, DCM, "Derivation")=(R-41D2D,SRT, "Calculated") (G-A1F8, SRT, "Topographical Modifier")=(G-A118,SRT, "Proximal")
RESISTIVE INDEX	(12023-8,LN, "Resistivity Index")	(T-47040,SRT, "Artery of Lower Extremity") (T-47403,SRT, "Superficial Femoral Artery")	(G-C171, SRT, "Laterality")=(G-A101,SRT, "Left") (121401, DCM, "Derivation")=(R-41D2D,SRT, "Calculated") (G-A1F8, SRT, "Topographical Modifier")=(G-A118,SRT, "Proximal")
PEAK VELOCITY	(11726-7,LN, "Peak Systolic Velocity")	(T-47040,SRT, "Artery of Lower Extremity") (T-47403,SRT, "Superficial Femoral Artery")	(G-C171, SRT, "Laterality")=(G-A101,SRT, "Left") (121401, DCM, "Derivation")=(R-41D2D,SRT, "Calculated") (G-A1F8, SRT, "Topographical Modifier")=(G-A118,SRT, "Proximal")

<i>ESAOTE MEASURE</i>	<i>BASE MEAS. CONCEPT NAME</i>	<i>SECTION</i>	<i>CONCEPT OR ACQUISITION CONTEXT MODIFIERS</i>
MEAN VELOCITY	(MN-25,ESAOTE_P1, "Time Averaged Velocity")	(T-47040,SRT, "Artery of Lower Extremity") (T-47403,SRT, "Superficial Femoral Artery")	(G-C171, SRT, "Laterality")=(G-A101,SRT, "Left") (121401, DCM, "Derivation")=(R-41D2D,SRT, "Calculated") (G-A1F8, SRT, "Topographical Modifier")=(G-A118,SRT, "Proximal")
REVERSE VELOCITY	(MN-27,ESAOTE_P1, "Reverse Velocity")	(T-47040,SRT, "Artery of Lower Extremity") (T-47403,SRT, "Superficial Femoral Artery")	(G-C171, SRT, "Laterality")=(G-A101,SRT, "Left") (121401, DCM, "Derivation")=(R-41D2D,SRT, "Calculated") (G-A1F8, SRT, "Topographical Modifier")=(G-A118,SRT, "Proximal")
DIASTOLIC VELOCITY	(11653-3,LN, "End Diastolic Velocity")	(T-47040,SRT, "Artery of Lower Extremity") (T-47403,SRT, "Superficial Femoral Artery")	(G-C171, SRT, "Laterality")=(G-A101,SRT, "Left") (121401, DCM, "Derivation")=(R-41D2D,SRT, "Calculated") (G-A1F8, SRT, "Topographical Modifier")=(G-A118,SRT, "Proximal")
PEAK GRADIENT	(20247-3,LN, "Peak Gradient")	(T-47040,SRT, "Artery of Lower Extremity") (T-47403,SRT, "Superficial Femoral Artery")	(G-C171, SRT, "Laterality")=(G-A101,SRT, "Left") (121401, DCM, "Derivation")=(R-41D2D,SRT, "Calculated") (G-A1F8, SRT, "Topographical Modifier")=(G-A118,SRT, "Proximal")
MEAN GRADIENT	(20256-4,LN, "Mean Gradient")	(T-47040,SRT, "Artery of Lower Extremity") (T-47403,SRT, "Superficial Femoral Artery")	(G-C171, SRT, "Laterality")=(G-A101,SRT, "Left") (121401, DCM, "Derivation")=(R-41D2D,SRT, "Calculated") (G-A1F8, SRT, "Topographical Modifier")=(G-A118,SRT, "Proximal")
ACCELERATION	(MN-04,ESAOTE_P1, "Acceleration")	(T-47040,SRT, "Artery of Lower Extremity") (T-47403,SRT, "Superficial Femoral Artery")	(G-C171, SRT, "Laterality")=(G-A101,SRT, "Left") (121401, DCM, "Derivation")=(R-41D2D,SRT, "Calculated") (G-A1F8, SRT, "Topographical Modifier")=(G-A118,SRT, "Proximal")
ACCELERATION TIME	(20168-1,LN, "Acceleration Time")	(T-47040,SRT, "Artery of Lower Extremity") (T-47403,SRT, "Superficial Femoral Artery")	(G-C171, SRT, "Laterality")=(G-A101,SRT, "Left") (121401, DCM, "Derivation")=(R-41D2D,SRT, "Calculated") (G-A1F8, SRT, "Topographical Modifier")=(G-A118,SRT, "Proximal")
SYST VEL/DIAST VEL	(12144-2,LN, "Systolic to Diastolic Velocity Ratio")	(T-47040,SRT, "Artery of Lower Extremity") (T-47403,SRT, "Superficial Femoral Artery")	(G-C171, SRT, "Laterality")=(G-A101,SRT, "Left") (121401, DCM, "Derivation")=(R-41D2D,SRT, "Calculated") (G-A1F8, SRT, "Topographical Modifier")=(G-A118,SRT, "Proximal")
DIAST VEL/SYST VEL	(MN-28,ESAOTE_P1, "Diastolic To Systolic Velocity Ratio")	(T-47040,SRT, "Artery of Lower Extremity") (T-47403,SRT, "Superficial Femoral Artery")	(G-C171, SRT, "Laterality")=(G-A101,SRT, "Left") (121401, DCM, "Derivation")=(R-41D2D,SRT, "Calculated") (G-A1F8, SRT, "Topographical Modifier")=(G-A118,SRT, "Proximal")
L SFA MID			
L SFA MID PS VEL	(11726-7,LN, "Peak Systolic Velocity")	(T-47040,SRT, "Artery of Lower Extremity") (T-47403,SRT, "Superficial Femoral Artery")	(G-C171, SRT, "Laterality")=(G-A101,SRT, "Left") (121401, DCM, "Derivation")=(R-00355,SRT, "Point source measurement") (G-A1F8, SRT, "Topographical Modifier")=(G-A188,SRT, "Mid-longitudinal")
L SFA MID ED VEL	(11653-3,LN, "End Diastolic Velocity")	(T-47040,SRT, "Artery of Lower Extremity") (T-47403,SRT, "Superficial Femoral Artery")	(G-C171, SRT, "Laterality")=(G-A101,SRT, "Left") (121401, DCM, "Derivation")=(R-00355,SRT, "Point source measurement") (G-A1F8, SRT, "Topographical Modifier")=(G-A188,SRT, "Mid-

ESAOTE MEASURE	BASE MEAS. CONCEPT NAME	SECTION	CONCEPT OR ACQUISITION CONTEXT MODIFIERS
		"Superficial Femoral Artery")	longitudinal")
L SFA MID FVI			
FVI	(20354-7, LN, "Velocity Time Integral")	(T-47040, SRT, "Artery of Lower Extremity") (T-47403, SRT, "Superficial Femoral Artery")	(G-C171, SRT, "Laterality")=(G-A101, SRT, "Left") (121401, DCM, "Derivation")=(R-41D2D, SRT, "Calculated") (G-A1F8, SRT, "Topographical Modifier")=(G-A188, SRT, "Mid-longitudinal")
PULSATILITY INDEX	(12008-9, LN, "Pulsatility Index")	(T-47040, SRT, "Artery of Lower Extremity") (T-47403, SRT, "Superficial Femoral Artery")	(G-C171, SRT, "Laterality")=(G-A101, SRT, "Left") (121401, DCM, "Derivation")=(R-41D2D, SRT, "Calculated") (G-A1F8, SRT, "Topographical Modifier")=(G-A188, SRT, "Mid-longitudinal")
RESISTIVE INDEX	(12023-8, LN, "Resistivity Index")	(T-47040, SRT, "Artery of Lower Extremity") (T-47403, SRT, "Superficial Femoral Artery")	(G-C171, SRT, "Laterality")=(G-A101, SRT, "Left") (121401, DCM, "Derivation")=(R-41D2D, SRT, "Calculated") (G-A1F8, SRT, "Topographical Modifier")=(G-A188, SRT, "Mid-longitudinal")
PEAK VELOCITY	(11726-7, LN, "Peak Systolic Velocity")	(T-47040, SRT, "Artery of Lower Extremity") (T-47403, SRT, "Superficial Femoral Artery")	(G-C171, SRT, "Laterality")=(G-A101, SRT, "Left") (121401, DCM, "Derivation")=(R-41D2D, SRT, "Calculated") (G-A1F8, SRT, "Topographical Modifier")=(G-A188, SRT, "Mid-longitudinal")
MEAN VELOCITY	(MN-25, ESAOTE_P1, "Time Averaged Velocity")	(T-47040, SRT, "Artery of Lower Extremity") (T-47403, SRT, "Superficial Femoral Artery")	(G-C171, SRT, "Laterality")=(G-A101, SRT, "Left") (121401, DCM, "Derivation")=(R-41D2D, SRT, "Calculated") (G-A1F8, SRT, "Topographical Modifier")=(G-A188, SRT, "Mid-longitudinal")
REVERSE VELOCITY	(MN-27, ESAOTE_P1, "Reverse Velocity")	(T-47040, SRT, "Artery of Lower Extremity") (T-47403, SRT, "Superficial Femoral Artery")	(G-C171, SRT, "Laterality")=(G-A101, SRT, "Left") (121401, DCM, "Derivation")=(R-41D2D, SRT, "Calculated") (G-A1F8, SRT, "Topographical Modifier")=(G-A188, SRT, "Mid-longitudinal")
DIASTOLIC VELOCITY	(11653-3, LN, "End Diastolic Velocity")	(T-47040, SRT, "Artery of Lower Extremity") (T-47403, SRT, "Superficial Femoral Artery")	(G-C171, SRT, "Laterality")=(G-A101, SRT, "Left") (121401, DCM, "Derivation")=(R-41D2D, SRT, "Calculated") (G-A1F8, SRT, "Topographical Modifier")=(G-A188, SRT, "Mid-longitudinal")
PEAK GRADIENT	(20247-3, LN, "Peak Gradient")	(T-47040, SRT, "Artery of Lower Extremity") (T-47403, SRT, "Superficial Femoral Artery")	(G-C171, SRT, "Laterality")=(G-A101, SRT, "Left") (121401, DCM, "Derivation")=(R-41D2D, SRT, "Calculated") (G-A1F8, SRT, "Topographical Modifier")=(G-A188, SRT, "Mid-longitudinal")
MEAN GRADIENT	(20256-4, LN, "Mean Gradient")	(T-47040, SRT, "Artery of Lower Extremity") (T-47403, SRT, "Superficial Femoral Artery")	(G-C171, SRT, "Laterality")=(G-A101, SRT, "Left") (121401, DCM, "Derivation")=(R-41D2D, SRT, "Calculated") (G-A1F8, SRT, "Topographical Modifier")=(G-A188, SRT, "Mid-longitudinal")
ACCELERATION	(MN-04, ESAOTE_P1, "Acceleration")	(T-47040, SRT, "Artery of Lower Extremity") (T-47403, SRT, "Superficial Femoral Artery")	(G-C171, SRT, "Laterality")=(G-A101, SRT, "Left") (121401, DCM, "Derivation")=(R-41D2D, SRT, "Calculated") (G-A1F8, SRT, "Topographical Modifier")=(G-A188, SRT, "Mid-longitudinal")
ACCELERATION	(20168-1, LN,	(T-47040, SRT,	(G-C171, SRT, "Laterality")=(G-A101, SRT, "Left")

<i>ESAOTE MEASURE</i>	<i>BASE MEAS. CONCEPT NAME</i>	<i>SECTION</i>	<i>CONCEPT OR ACQUISITION CONTEXT MODIFIERS</i>
TIME	"Acceleration Time")	"Artery of Lower Extremity") (T-47403,SRT, "Superficial Femoral Artery")	(121401, DCM, "Derivation")=(R-41D2D,SRT, "Calculated") (G-A1F8, SRT, "Topographical Modifier")=(G-A188,SRT, "Mid-longitudinal")
SYST VEL/DIAST VEL	(12144-2,LN, "Systolic to Diastolic Velocity Ratio")	(T-47040,SRT, "Artery of Lower Extremity") (T-47403,SRT, "Superficial Femoral Artery")	(G-C171, SRT, "Laterality")=(G-A101,SRT, "Left") (121401, DCM, "Derivation")=(R-41D2D,SRT, "Calculated") (G-A1F8, SRT, "Topographical Modifier")=(G-A188,SRT, "Mid-longitudinal")
DIAST VEL/SYST VEL	(MN-28,ESAOTE_P1, "Diastolic To Systolic Velocity Ratio")	(T-47040,SRT, "Artery of Lower Extremity") (T-47403,SRT, "Superficial Femoral Artery")	(G-C171, SRT, "Laterality")=(G-A101,SRT, "Left") (121401, DCM, "Derivation")=(R-41D2D,SRT, "Calculated") (G-A1F8, SRT, "Topographical Modifier")=(G-A188,SRT, "Mid-longitudinal")
L SFA DISTAL			
L SFA DIST PS VEL	(11726-7,LN, "Peak Systolic Velocity")	(T-47040,SRT, "Artery of Lower Extremity") (T-47403,SRT, "Superficial Femoral Artery")	(G-C171, SRT, "Laterality")=(G-A101,SRT, "Left") (121401, DCM, "Derivation")=(R-00355,SRT, "Point source measurement") (G-A1F8, SRT, "Topographical Modifier")=(G-A119,SRT, "Distal")
L SFA DIST ED VEL	(11653-3,LN, "End Diastolic Velocity")	(T-47040,SRT, "Artery of Lower Extremity") (T-47403,SRT, "Superficial Femoral Artery")	(G-C171, SRT, "Laterality")=(G-A101,SRT, "Left") (121401, DCM, "Derivation")=(R-00355,SRT, "Point source measurement") (G-A1F8, SRT, "Topographical Modifier")=(G-A119,SRT, "Distal")
L SFA DIS FVI			
FVI	(20354-7,LN, "Velocity Time Integral")	(T-47040,SRT, "Artery of Lower Extremity") (T-47403,SRT, "Superficial Femoral Artery")	(G-C171, SRT, "Laterality")=(G-A101,SRT, "Left") (121401, DCM, "Derivation")=(R-41D2D,SRT, "Calculated") (G-A1F8, SRT, "Topographical Modifier")=(G-A119,SRT, "Distal")
PULSATILITY INDEX	(12008-9,LN, "Pulsatility Index")	(T-47040,SRT, "Artery of Lower Extremity") (T-47403,SRT, "Superficial Femoral Artery")	(G-C171, SRT, "Laterality")=(G-A101,SRT, "Left") (121401, DCM, "Derivation")=(R-41D2D,SRT, "Calculated") (G-A1F8, SRT, "Topographical Modifier")=(G-A119,SRT, "Distal")
RESISTIVE INDEX	(12023-8,LN, "Resistivity Index")	(T-47040,SRT, "Artery of Lower Extremity") (T-47403,SRT, "Superficial Femoral Artery")	(G-C171, SRT, "Laterality")=(G-A101,SRT, "Left") (121401, DCM, "Derivation")=(R-41D2D,SRT, "Calculated") (G-A1F8, SRT, "Topographical Modifier")=(G-A119,SRT, "Distal")
PEAK VELOCITY	(11726-7,LN, "Peak Systolic Velocity")	(T-47040,SRT, "Artery of Lower Extremity") (T-47403,SRT, "Superficial Femoral Artery")	(G-C171, SRT, "Laterality")=(G-A101,SRT, "Left") (121401, DCM, "Derivation")=(R-41D2D,SRT, "Calculated") (G-A1F8, SRT, "Topographical Modifier")=(G-A119,SRT, "Distal")
MEAN VELOCITY	(MN-25,ESAOTE_P1, "Time Averaged Velocity")	(T-47040,SRT, "Artery of Lower Extremity") (T-47403,SRT, "Superficial Femoral Artery")	(G-C171, SRT, "Laterality")=(G-A101,SRT, "Left") (121401, DCM, "Derivation")=(R-41D2D,SRT, "Calculated") (G-A1F8, SRT, "Topographical Modifier")=(G-A119,SRT, "Distal")
REVERSE VELOCITY	(MN-27,ESAOTE_P1, "Reverse Velocity")	(T-47040,SRT, "Artery of Lower Extremity")	(G-C171, SRT, "Laterality")=(G-A101,SRT, "Left") (121401, DCM, "Derivation")=(R-41D2D,SRT, "Calculated") (G-A1F8, SRT, "Topographical Modifier")=(G-A119,SRT, "Distal")

ESAOTE MEASURE	BASE MEAS. CONCEPT NAME	SECTION	CONCEPT OR ACQUISITION CONTEXT MODIFIERS
		(T-47403,SRT, "Superficial Femoral Artery")	
DIASTOLIC VELOCITY	(11653-3,LN, "End Diastolic Velocity")	(T-47040,SRT, "Artery of Lower Extremity") (T-47403,SRT, "Superficial Femoral Artery")	(G-C171, SRT, "Laterality")=(G-A101,SRT, "Left") (121401, DCM, "Derivation")=(R-41D2D,SRT, "Calculated") (G-A1F8, SRT, "Topographical Modifier")=(G-A119,SRT, "Distal")
PEAK GRADIENT	(20247-3,LN, "Peak Gradient")	(T-47040,SRT, "Artery of Lower Extremity") (T-47403,SRT, "Superficial Femoral Artery")	(G-C171, SRT, "Laterality")=(G-A101,SRT, "Left") (121401, DCM, "Derivation")=(R-41D2D,SRT, "Calculated") (G-A1F8, SRT, "Topographical Modifier")=(G-A119,SRT, "Distal")
MEAN GRADIENT	(20256-4,LN, "Mean Gradient")	(T-47040,SRT, "Artery of Lower Extremity") (T-47403,SRT, "Superficial Femoral Artery")	(G-C171, SRT, "Laterality")=(G-A101,SRT, "Left") (121401, DCM, "Derivation")=(R-41D2D,SRT, "Calculated") (G-A1F8, SRT, "Topographical Modifier")=(G-A119,SRT, "Distal")
ACCELERATION	(MN-04,ESAOTE_P1, "Acceleration")	(T-47040,SRT, "Artery of Lower Extremity") (T-47403,SRT, "Superficial Femoral Artery")	(G-C171, SRT, "Laterality")=(G-A101,SRT, "Left") (121401, DCM, "Derivation")=(R-41D2D,SRT, "Calculated") (G-A1F8, SRT, "Topographical Modifier")=(G-A119,SRT, "Distal")
ACCELERATION TIME	(20168-1,LN, "Acceleration Time")	(T-47040,SRT, "Artery of Lower Extremity") (T-47403,SRT, "Superficial Femoral Artery")	(G-C171, SRT, "Laterality")=(G-A101,SRT, "Left") (121401, DCM, "Derivation")=(R-41D2D,SRT, "Calculated") (G-A1F8, SRT, "Topographical Modifier")=(G-A119,SRT, "Distal")
SYST VEL/DIAST VEL	(12144-2,LN, "Systolic to Diastolic Velocity Ratio")	(T-47040,SRT, "Artery of Lower Extremity") (T-47403,SRT, "Superficial Femoral Artery")	(G-C171, SRT, "Laterality")=(G-A101,SRT, "Left") (121401, DCM, "Derivation")=(R-41D2D,SRT, "Calculated") (G-A1F8, SRT, "Topographical Modifier")=(G-A119,SRT, "Distal")
DIAST VEL/SYST VEL	(MN-28,ESAOTE_P1, "Diastolic To Systolic Velocity Ratio")	(T-47040,SRT, "Artery of Lower Extremity") (T-47403,SRT, "Superficial Femoral Artery")	(G-C171, SRT, "Laterality")=(G-A101,SRT, "Left") (121401, DCM, "Derivation")=(R-41D2D,SRT, "Calculated") (G-A1F8, SRT, "Topographical Modifier")=(G-A119,SRT, "Distal")
L ABOVE KNEE PA			
L AKPA PS VEL	(11726-7,LN, "Peak Systolic Velocity")	(T-47040,SRT, "Artery of Lower Extremity") (T-47500,SRT, "Popliteal Artery")	(G-C171, SRT, "Laterality")=(G-A101,SRT, "Left") (121401, DCM, "Derivation")=(R-00355,SRT, "Point source measurement") (G-A1F8, SRT, "Topographical Modifier")=(G-A118,SRT, "Proximal")
L AKPA ED VEL	(11653-3,LN, "End Diastolic Velocity")	(T-47040,SRT, "Artery of Lower Extremity") (T-47500,SRT, "Popliteal Artery")	(G-C171, SRT, "Laterality")=(G-A101,SRT, "Left") (121401, DCM, "Derivation")=(R-00355,SRT, "Point source measurement") (G-A1F8, SRT, "Topographical Modifier")=(G-A118,SRT, "Proximal")
L AKPA FVI			
FVI	(20354-7,LN, "Velocity Time Integral")	(T-47040,SRT, "Artery of Lower Extremity") (T-47500,SRT, "Popliteal Artery")	(G-C171, SRT, "Laterality")=(G-A101,SRT, "Left") (121401, DCM, "Derivation")=(R-41D2D,SRT, "Calculated") (G-A1F8, SRT, "Topographical Modifier")=(G-A118,SRT, "Proximal")
PULSATILITY	(12008-9,LN,	(T-47040,SRT,	(G-C171, SRT, "Laterality")=(G-A101,SRT, "Left")

<i>ESAOTE MEASURE</i>	<i>BASE MEAS. CONCEPT NAME</i>	<i>SECTION</i>	<i>CONCEPT OR ACQUISITION CONTEXT MODIFIERS</i>
INDEX	"Pulsatility Index")	"Artery of Lower Extremity") (T-47500,SRT, "Popliteal Artery")	(121401, DCM, "Derivation")=(R-41D2D,SRT, "Calculated") (G-A1F8, SRT, "Topographical Modifier")=(G-A118,SRT, "Proximal")
RESISTIVE INDEX	(12023-8,LN, "Resistivity Index")	(T-47040,SRT, "Artery of Lower Extremity") (T-47500,SRT, "Popliteal Artery")	(G-C171, SRT, "Laterality")=(G-A101,SRT, "Left") (121401, DCM, "Derivation")=(R-41D2D,SRT, "Calculated") (G-A1F8, SRT, "Topographical Modifier")=(G-A118,SRT, "Proximal")
PEAK VELOCITY	(11726-7,LN, "Peak Systolic Velocity")	(T-47040,SRT, "Artery of Lower Extremity") (T-47500,SRT, "Popliteal Artery")	(G-C171, SRT, "Laterality")=(G-A101,SRT, "Left") (121401, DCM, "Derivation")=(R-41D2D,SRT, "Calculated") (G-A1F8, SRT, "Topographical Modifier")=(G-A118,SRT, "Proximal")
MEAN VELOCITY	(MN-25,ESAOTE_P1, "Time Averaged Velocity")	(T-47040,SRT, "Artery of Lower Extremity") (T-47500,SRT, "Popliteal Artery")	(G-C171, SRT, "Laterality")=(G-A101,SRT, "Left") (121401, DCM, "Derivation")=(R-41D2D,SRT, "Calculated") (G-A1F8, SRT, "Topographical Modifier")=(G-A118,SRT, "Proximal")
REVERSE VELOCITY	(MN-27,ESAOTE_P1, "Reverse Velocity")	(T-47040,SRT, "Artery of Lower Extremity") (T-47500,SRT, "Popliteal Artery")	(G-C171, SRT, "Laterality")=(G-A101,SRT, "Left") (121401, DCM, "Derivation")=(R-41D2D,SRT, "Calculated") (G-A1F8, SRT, "Topographical Modifier")=(G-A118,SRT, "Proximal")
DIASTOLIC VELOCITY	(11653-3,LN, "End Diastolic Velocity")	(T-47040,SRT, "Artery of Lower Extremity") (T-47500,SRT, "Popliteal Artery")	(G-C171, SRT, "Laterality")=(G-A101,SRT, "Left") (121401, DCM, "Derivation")=(R-41D2D,SRT, "Calculated") (G-A1F8, SRT, "Topographical Modifier")=(G-A118,SRT, "Proximal")
PEAK GRADIENT	(20247-3,LN, "Peak Gradient")	(T-47040,SRT, "Artery of Lower Extremity") (T-47500,SRT, "Popliteal Artery")	(G-C171, SRT, "Laterality")=(G-A101,SRT, "Left") (121401, DCM, "Derivation")=(R-41D2D,SRT, "Calculated") (G-A1F8, SRT, "Topographical Modifier")=(G-A118,SRT, "Proximal")
MEAN GRADIENT	(20256-4,LN, "Mean Gradient")	(T-47040,SRT, "Artery of Lower Extremity") (T-47500,SRT, "Popliteal Artery")	(G-C171, SRT, "Laterality")=(G-A101,SRT, "Left") (121401, DCM, "Derivation")=(R-41D2D,SRT, "Calculated") (G-A1F8, SRT, "Topographical Modifier")=(G-A118,SRT, "Proximal")
ACCELERATION	(MN-04,ESAOTE_P1, "Acceleration")	(T-47040,SRT, "Artery of Lower Extremity") (T-47500,SRT, "Popliteal Artery")	(G-C171, SRT, "Laterality")=(G-A101,SRT, "Left") (121401, DCM, "Derivation")=(R-41D2D,SRT, "Calculated") (G-A1F8, SRT, "Topographical Modifier")=(G-A118,SRT, "Proximal")
ACCELERATION TIME	(20168-1,LN, "Acceleration Time")	(T-47040,SRT, "Artery of Lower Extremity") (T-47500,SRT, "Popliteal Artery")	(G-C171, SRT, "Laterality")=(G-A101,SRT, "Left") (121401, DCM, "Derivation")=(R-41D2D,SRT, "Calculated") (G-A1F8, SRT, "Topographical Modifier")=(G-A118,SRT, "Proximal")
SYST VEL/DIAST VEL	(12144-2,LN, "Systolic to Diastolic Velocity Ratio")	(T-47040,SRT, "Artery of Lower Extremity") (T-47500,SRT, "Popliteal Artery")	(G-C171, SRT, "Laterality")=(G-A101,SRT, "Left") (121401, DCM, "Derivation")=(R-41D2D,SRT, "Calculated") (G-A1F8, SRT, "Topographical Modifier")=(G-A118,SRT, "Proximal")
DIAST VEL/SYST VEL	(MN-28,ESAOTE_P1, "Diastolic To Systolic Velocity Ratio")	(T-47040,SRT, "Artery of Lower Extremity") (T-47500,SRT, "Popliteal Artery")	(G-C171, SRT, "Laterality")=(G-A101,SRT, "Left") (121401, DCM, "Derivation")=(R-41D2D,SRT, "Calculated") (G-A1F8, SRT, "Topographical Modifier")=(G-A118,SRT, "Proximal")
L BELOW KNEE PA			
L BKPA PS VEL	(11726-7,LN, "Peak Systolic Velocity")	(T-47040,SRT, "Artery of Lower Extremity") (T-47500,SRT,	(G-C171, SRT, "Laterality")=(G-A101,SRT, "Left") (121401, DCM, "Derivation")=(R-00355,SRT, "Point source measurement") (G-A1F8, SRT, "Topographical Modifier")=(G-A119,SRT, "Distal")

ESAOTE MEASURE	BASE MEAS. CONCEPT NAME	SECTION	CONCEPT OR ACQUISITION CONTEXT MODIFIERS
		"Popliteal Artery")	
L BKPA ED VEL	(11653-3, LN, "End Diastolic Velocity")	(T-47040, SRT, "Artery of Lower Extremity") (T-47500, SRT, "Popliteal Artery")	(G-C171, SRT, "Laterality")=(G-A101, SRT, "Left") (121401, DCM, "Derivation")=(R-00355, SRT, "Point source measurement") (G-A1F8, SRT, "Topographical Modifier")=(G-A119, SRT, "Distal")
L BKPA FVI			
FVI	(20354-7, LN, "Velocity Time Integral")	(T-47040, SRT, "Artery of Lower Extremity") (T-47500, SRT, "Popliteal Artery")	(G-C171, SRT, "Laterality")=(G-A101, SRT, "Left") (121401, DCM, "Derivation")=(R-41D2D, SRT, "Calculated") (G-A1F8, SRT, "Topographical Modifier")=(G-A119, SRT, "Distal")
PULSATILITY INDEX	(12008-9, LN, "Pulsatility Index")	(T-47040, SRT, "Artery of Lower Extremity") (T-47500, SRT, "Popliteal Artery")	(G-C171, SRT, "Laterality")=(G-A101, SRT, "Left") (121401, DCM, "Derivation")=(R-41D2D, SRT, "Calculated") (G-A1F8, SRT, "Topographical Modifier")=(G-A119, SRT, "Distal")
RESISTIVE INDEX	(12023-8, LN, "Resistivity Index")	(T-47040, SRT, "Artery of Lower Extremity") (T-47500, SRT, "Popliteal Artery")	(G-C171, SRT, "Laterality")=(G-A101, SRT, "Left") (121401, DCM, "Derivation")=(R-41D2D, SRT, "Calculated") (G-A1F8, SRT, "Topographical Modifier")=(G-A119, SRT, "Distal")
PEAK VELOCITY	(11726-7, LN, "Peak Systolic Velocity")	(T-47040, SRT, "Artery of Lower Extremity") (T-47500, SRT, "Popliteal Artery")	(G-C171, SRT, "Laterality")=(G-A101, SRT, "Left") (121401, DCM, "Derivation")=(R-41D2D, SRT, "Calculated") (G-A1F8, SRT, "Topographical Modifier")=(G-A119, SRT, "Distal")
MEAN VELOCITY	(MN-25, ESAOTE_P1, "Time Averaged Velocity")	(T-47040, SRT, "Artery of Lower Extremity") (T-47500, SRT, "Popliteal Artery")	(G-C171, SRT, "Laterality")=(G-A101, SRT, "Left") (121401, DCM, "Derivation")=(R-41D2D, SRT, "Calculated") (G-A1F8, SRT, "Topographical Modifier")=(G-A119, SRT, "Distal")
REVERSE VELOCITY	(MN-27, ESAOTE_P1, "Reverse Velocity")	(T-47040, SRT, "Artery of Lower Extremity") (T-47500, SRT, "Popliteal Artery")	(G-C171, SRT, "Laterality")=(G-A101, SRT, "Left") (121401, DCM, "Derivation")=(R-41D2D, SRT, "Calculated") (G-A1F8, SRT, "Topographical Modifier")=(G-A119, SRT, "Distal")
DIASTOLIC VELOCITY	(11653-3, LN, "End Diastolic Velocity")	(T-47040, SRT, "Artery of Lower Extremity") (T-47500, SRT, "Popliteal Artery")	(G-C171, SRT, "Laterality")=(G-A101, SRT, "Left") (121401, DCM, "Derivation")=(R-41D2D, SRT, "Calculated") (G-A1F8, SRT, "Topographical Modifier")=(G-A119, SRT, "Distal")
PEAK GRADIENT	(20247-3, LN, "Peak Gradient")	(T-47040, SRT, "Artery of Lower Extremity") (T-47500, SRT, "Popliteal Artery")	(G-C171, SRT, "Laterality")=(G-A101, SRT, "Left") (121401, DCM, "Derivation")=(R-41D2D, SRT, "Calculated") (G-A1F8, SRT, "Topographical Modifier")=(G-A119, SRT, "Distal")
MEAN GRADIENT	(20256-4, LN, "Mean Gradient")	(T-47040, SRT, "Artery of Lower Extremity") (T-47500, SRT, "Popliteal Artery")	(G-C171, SRT, "Laterality")=(G-A101, SRT, "Left") (121401, DCM, "Derivation")=(R-41D2D, SRT, "Calculated") (G-A1F8, SRT, "Topographical Modifier")=(G-A119, SRT, "Distal")
ACCELERATION	(MN-04, ESAOTE_P1, "Acceleration")	(T-47040, SRT, "Artery of Lower Extremity") (T-47500, SRT, "Popliteal Artery")	(G-C171, SRT, "Laterality")=(G-A101, SRT, "Left") (121401, DCM, "Derivation")=(R-41D2D, SRT, "Calculated") (G-A1F8, SRT, "Topographical Modifier")=(G-A119, SRT, "Distal")
ACCELERATION TIME	(20168-1, LN, "Acceleration Time")	(T-47040, SRT, "Artery of Lower Extremity") (T-47500, SRT, "Popliteal Artery")	(G-C171, SRT, "Laterality")=(G-A101, SRT, "Left") (121401, DCM, "Derivation")=(R-41D2D, SRT, "Calculated") (G-A1F8, SRT, "Topographical Modifier")=(G-A119, SRT, "Distal")

<i>ESAOTE MEASURE</i>	<i>BASE MEAS. CONCEPT NAME</i>	<i>SECTION</i>	<i>CONCEPT OR ACQUISITION CONTEXT MODIFIERS</i>
SYST VEL/DIAST VEL	(12144-2, LN, "Systolic to Diastolic Velocity Ratio")	(T-47040, SRT, "Artery of Lower Extremity") (T-47500, SRT, "Popliteal Artery")	(G-C171, SRT, "Laterality")=(G-A101, SRT, "Left") (121401, DCM, "Derivation")=(R-41D2D, SRT, "Calculated") (G-A1F8, SRT, "Topographical Modifier")=(G-A119, SRT, "Distal")
DIAST VEL/SYST VEL	(MN-28, ESAOTE_P1, "Diastolic To Systolic Velocity Ratio")	(T-47040, SRT, "Artery of Lower Extremity") (T-47500, SRT, "Popliteal Artery")	(G-C171, SRT, "Laterality")=(G-A101, SRT, "Left") (121401, DCM, "Derivation")=(R-41D2D, SRT, "Calculated") (G-A1F8, SRT, "Topographical Modifier")=(G-A119, SRT, "Distal")
L PTA PROXIMAL			
L PTA PROX PS VEL	(11726-7, LN, "Peak Systolic Velocity")	(T-47040, SRT, "Artery of Lower Extremity") (T-47600, SRT, "Posterior Tibial Artery")	(G-C171, SRT, "Laterality")=(G-A101, SRT, "Left") (121401, DCM, "Derivation")=(R-00355, SRT, "Point source measurement") (G-A1F8, SRT, "Topographical Modifier")=(G-A118, SRT, "Proximal")
L PTA PROX ED VEL	(11653-3, LN, "End Diastolic Velocity")	(T-47040, SRT, "Artery of Lower Extremity") (T-47600, SRT, "Posterior Tibial Artery")	(G-C171, SRT, "Laterality")=(G-A101, SRT, "Left") (121401, DCM, "Derivation")=(R-00355, SRT, "Point source measurement") (G-A1F8, SRT, "Topographical Modifier")=(G-A118, SRT, "Proximal")
L PTA PROX FVI			
FVI	(20354-7, LN, "Velocity Time Integral")	(T-47040, SRT, "Artery of Lower Extremity") (T-47600, SRT, "Posterior Tibial Artery")	(G-C171, SRT, "Laterality")=(G-A101, SRT, "Left") (121401, DCM, "Derivation")=(R-41D2D, SRT, "Calculated") (G-A1F8, SRT, "Topographical Modifier")=(G-A118, SRT, "Proximal")
PULSATILITY INDEX	(12008-9, LN, "Pulsatility Index")	(T-47040, SRT, "Artery of Lower Extremity") (T-47600, SRT, "Posterior Tibial Artery")	(G-C171, SRT, "Laterality")=(G-A101, SRT, "Left") (121401, DCM, "Derivation")=(R-41D2D, SRT, "Calculated") (G-A1F8, SRT, "Topographical Modifier")=(G-A118, SRT, "Proximal")
RESISTIVE INDEX	(12023-8, LN, "Resistivity Index")	(T-47040, SRT, "Artery of Lower Extremity") (T-47600, SRT, "Posterior Tibial Artery")	(G-C171, SRT, "Laterality")=(G-A101, SRT, "Left") (121401, DCM, "Derivation")=(R-41D2D, SRT, "Calculated") (G-A1F8, SRT, "Topographical Modifier")=(G-A118, SRT, "Proximal")
PEAK VELOCITY	(11726-7, LN, "Peak Systolic Velocity")	(T-47040, SRT, "Artery of Lower Extremity") (T-47600, SRT, "Posterior Tibial Artery")	(G-C171, SRT, "Laterality")=(G-A101, SRT, "Left") (121401, DCM, "Derivation")=(R-41D2D, SRT, "Calculated") (G-A1F8, SRT, "Topographical Modifier")=(G-A118, SRT, "Proximal")
MEAN VELOCITY	(MN-25, ESAOTE_P1, "Time Averaged Velocity")	(T-47040, SRT, "Artery of Lower Extremity") (T-47600, SRT, "Posterior Tibial Artery")	(G-C171, SRT, "Laterality")=(G-A101, SRT, "Left") (121401, DCM, "Derivation")=(R-41D2D, SRT, "Calculated") (G-A1F8, SRT, "Topographical Modifier")=(G-A118, SRT, "Proximal")
REVERSE VELOCITY	(MN-27, ESAOTE_P1, "Reverse Velocity")	(T-47040, SRT, "Artery of Lower Extremity") (T-47600, SRT, "Posterior Tibial Artery")	(G-C171, SRT, "Laterality")=(G-A101, SRT, "Left") (121401, DCM, "Derivation")=(R-41D2D, SRT, "Calculated") (G-A1F8, SRT, "Topographical Modifier")=(G-A118, SRT, "Proximal")
DIASTOLIC VELOCITY	(11653-3, LN, "End Diastolic Velocity")	(T-47040, SRT, "Artery of Lower Extremity") (T-47600, SRT, "Posterior Tibial Artery")	(G-C171, SRT, "Laterality")=(G-A101, SRT, "Left") (121401, DCM, "Derivation")=(R-41D2D, SRT, "Calculated") (G-A1F8, SRT, "Topographical Modifier")=(G-A118, SRT, "Proximal")

ESAOTE MEASURE	BASE MEAS. CONCEPT NAME	SECTION	CONCEPT OR ACQUISITION CONTEXT MODIFIERS
		"Posterior Tibial Artery")	
PEAK GRADIENT	(20247-3, LN, "Peak Gradient")	(T-47040, SRT, "Artery of Lower Extremity") (T-47600, SRT, "Posterior Tibial Artery")	(G-C171, SRT, "Laterality")=(G-A101, SRT, "Left") (121401, DCM, "Derivation")=(R-41D2D, SRT, "Calculated") (G-A1F8, SRT, "Topographical Modifier")=(G-A118, SRT, "Proximal")
MEAN GRADIENT	(20256-4, LN, "Mean Gradient")	(T-47040, SRT, "Artery of Lower Extremity") (T-47600, SRT, "Posterior Tibial Artery")	(G-C171, SRT, "Laterality")=(G-A101, SRT, "Left") (121401, DCM, "Derivation")=(R-41D2D, SRT, "Calculated") (G-A1F8, SRT, "Topographical Modifier")=(G-A118, SRT, "Proximal")
ACCELERATION	(MN-04, ESAOTE_P1, "Acceleration")	(T-47040, SRT, "Artery of Lower Extremity") (T-47600, SRT, "Posterior Tibial Artery")	(G-C171, SRT, "Laterality")=(G-A101, SRT, "Left") (121401, DCM, "Derivation")=(R-41D2D, SRT, "Calculated") (G-A1F8, SRT, "Topographical Modifier")=(G-A118, SRT, "Proximal")
ACCELERATION TIME	(20168-1, LN, "Acceleration Time")	(T-47040, SRT, "Artery of Lower Extremity") (T-47600, SRT, "Posterior Tibial Artery")	(G-C171, SRT, "Laterality")=(G-A101, SRT, "Left") (121401, DCM, "Derivation")=(R-41D2D, SRT, "Calculated") (G-A1F8, SRT, "Topographical Modifier")=(G-A118, SRT, "Proximal")
SYST VEL/DIAST VEL	(12144-2, LN, "Systolic to Diastolic Velocity Ratio")	(T-47040, SRT, "Artery of Lower Extremity") (T-47600, SRT, "Posterior Tibial Artery")	(G-C171, SRT, "Laterality")=(G-A101, SRT, "Left") (121401, DCM, "Derivation")=(R-41D2D, SRT, "Calculated") (G-A1F8, SRT, "Topographical Modifier")=(G-A118, SRT, "Proximal")
DIAST VEL/SYST VEL	(MN-28, ESAOTE_P1, "Diastolic To Systolic Velocity Ratio")	(T-47040, SRT, "Artery of Lower Extremity") (T-47600, SRT, "Posterior Tibial Artery")	(G-C171, SRT, "Laterality")=(G-A101, SRT, "Left") (121401, DCM, "Derivation")=(R-41D2D, SRT, "Calculated") (G-A1F8, SRT, "Topographical Modifier")=(G-A118, SRT, "Proximal")
L PTA MID			
L PTA MID PS VEL	(11726-7, LN, "Peak Systolic Velocity")	(T-47040, SRT, "Artery of Lower Extremity") (T-47600, SRT, "Posterior Tibial Artery")	(G-C171, SRT, "Laterality")=(G-A101, SRT, "Left") (121401, DCM, "Derivation")=(R-00355, SRT, "Point source measurement") (G-A1F8, SRT, "Topographical Modifier")=(G-A188, SRT, "Mid-longitudinal")
L PTA MID ED VEL	(11653-3, LN, "End Diastolic Velocity")	(T-47040, SRT, "Artery of Lower Extremity") (T-47600, SRT, "Posterior Tibial Artery")	(G-C171, SRT, "Laterality")=(G-A101, SRT, "Left") (121401, DCM, "Derivation")=(R-00355, SRT, "Point source measurement") (G-A1F8, SRT, "Topographical Modifier")=(G-A188, SRT, "Mid-longitudinal")
L PTA MID FVI			
FVI	(20354-7, LN, "Velocity Time Integral")	(T-47040, SRT, "Artery of Lower Extremity") (T-47600, SRT, "Posterior Tibial Artery")	(G-C171, SRT, "Laterality")=(G-A101, SRT, "Left") (121401, DCM, "Derivation")=(R-41D2D, SRT, "Calculated") (G-A1F8, SRT, "Topographical Modifier")=(G-A188, SRT, "Mid-longitudinal")
PULSATILITY INDEX	(12008-9, LN, "Pulsatility Index")	(T-47040, SRT, "Artery of Lower Extremity") (T-47600, SRT, "Posterior Tibial Artery")	(G-C171, SRT, "Laterality")=(G-A101, SRT, "Left") (121401, DCM, "Derivation")=(R-41D2D, SRT, "Calculated") (G-A1F8, SRT, "Topographical Modifier")=(G-A188, SRT, "Mid-longitudinal")

<i>ESAOTE MEASURE</i>	<i>BASE MEAS. CONCEPT NAME</i>	<i>SECTION</i>	<i>CONCEPT OR ACQUISITION CONTEXT MODIFIERS</i>
RESISTIVE INDEX	(12023-8, LN, "Resistivity Index")	(T-47040, SRT, "Artery of Lower Extremity") (T-47600, SRT, "Posterior Tibial Artery")	(G-C171, SRT, "Laterality")=(G-A101, SRT, "Left") (121401, DCM, "Derivation")=(R-41D2D, SRT, "Calculated") (G-A1F8, SRT, "Topographical Modifier")=(G-A188, SRT, "Mid-longitudinal")
PEAK VELOCITY	(11726-7, LN, "Peak Systolic Velocity")	(T-47040, SRT, "Artery of Lower Extremity") (T-47600, SRT, "Posterior Tibial Artery")	(G-C171, SRT, "Laterality")=(G-A101, SRT, "Left") (121401, DCM, "Derivation")=(R-41D2D, SRT, "Calculated") (G-A1F8, SRT, "Topographical Modifier")=(G-A188, SRT, "Mid-longitudinal")
MEAN VELOCITY	(MN-25, ESAOTE_P1, "Time Averaged Velocity")	(T-47040, SRT, "Artery of Lower Extremity") (T-47600, SRT, "Posterior Tibial Artery")	(G-C171, SRT, "Laterality")=(G-A101, SRT, "Left") (121401, DCM, "Derivation")=(R-41D2D, SRT, "Calculated") (G-A1F8, SRT, "Topographical Modifier")=(G-A188, SRT, "Mid-longitudinal")
REVERSE VELOCITY	(MN-27, ESAOTE_P1, "Reverse Velocity")	(T-47040, SRT, "Artery of Lower Extremity") (T-47600, SRT, "Posterior Tibial Artery")	(G-C171, SRT, "Laterality")=(G-A101, SRT, "Left") (121401, DCM, "Derivation")=(R-41D2D, SRT, "Calculated") (G-A1F8, SRT, "Topographical Modifier")=(G-A188, SRT, "Mid-longitudinal")
DIASTOLIC VELOCITY	(11653-3, LN, "End Diastolic Velocity")	(T-47040, SRT, "Artery of Lower Extremity") (T-47600, SRT, "Posterior Tibial Artery")	(G-C171, SRT, "Laterality")=(G-A101, SRT, "Left") (121401, DCM, "Derivation")=(R-41D2D, SRT, "Calculated") (G-A1F8, SRT, "Topographical Modifier")=(G-A188, SRT, "Mid-longitudinal")
PEAK GRADIENT	(20247-3, LN, "Peak Gradient")	(T-47040, SRT, "Artery of Lower Extremity") (T-47600, SRT, "Posterior Tibial Artery")	(G-C171, SRT, "Laterality")=(G-A101, SRT, "Left") (121401, DCM, "Derivation")=(R-41D2D, SRT, "Calculated") (G-A1F8, SRT, "Topographical Modifier")=(G-A188, SRT, "Mid-longitudinal")
MEAN GRADIENT	(20256-4, LN, "Mean Gradient")	(T-47040, SRT, "Artery of Lower Extremity") (T-47600, SRT, "Posterior Tibial Artery")	(G-C171, SRT, "Laterality")=(G-A101, SRT, "Left") (121401, DCM, "Derivation")=(R-41D2D, SRT, "Calculated") (G-A1F8, SRT, "Topographical Modifier")=(G-A188, SRT, "Mid-longitudinal")
ACCELERATION	(MN-04, ESAOTE_P1, "Acceleration")	(T-47040, SRT, "Artery of Lower Extremity") (T-47600, SRT, "Posterior Tibial Artery")	(G-C171, SRT, "Laterality")=(G-A101, SRT, "Left") (121401, DCM, "Derivation")=(R-41D2D, SRT, "Calculated") (G-A1F8, SRT, "Topographical Modifier")=(G-A188, SRT, "Mid-longitudinal")
ACCELERATION TIME	(20168-1, LN, "Acceleration Time")	(T-47040, SRT, "Artery of Lower Extremity") (T-47600, SRT, "Posterior Tibial Artery")	(G-C171, SRT, "Laterality")=(G-A101, SRT, "Left") (121401, DCM, "Derivation")=(R-41D2D, SRT, "Calculated") (G-A1F8, SRT, "Topographical Modifier")=(G-A188, SRT, "Mid-longitudinal")
SYST VEL/DIAST VEL	(12144-2, LN, "Systolic to Diastolic Velocity Ratio")	(T-47040, SRT, "Artery of Lower Extremity") (T-47600, SRT, "Posterior Tibial Artery")	(G-C171, SRT, "Laterality")=(G-A101, SRT, "Left") (121401, DCM, "Derivation")=(R-41D2D, SRT, "Calculated") (G-A1F8, SRT, "Topographical Modifier")=(G-A188, SRT, "Mid-longitudinal")
DIAST VEL/SYST VEL	(MN-28, ESAOTE_P1, "Diastolic To Systolic Velocity Ratio")	(T-47040, SRT, "Artery of Lower Extremity") (T-47600, SRT, "Posterior Tibial Artery")	(G-C171, SRT, "Laterality")=(G-A101, SRT, "Left") (121401, DCM, "Derivation")=(R-41D2D, SRT, "Calculated") (G-A1F8, SRT, "Topographical Modifier")=(G-A188, SRT, "Mid-longitudinal")

ESAOTE MEASURE	BASE MEAS. CONCEPT NAME	SECTION	CONCEPT OR ACQUISITION CONTEXT MODIFIERS
L PTA DISTAL			
L PTA DIS PS VEL	(11726-7, LN, "Peak Systolic Velocity")	(T-47040, SRT, "Artery of Lower Extremity") (T-47600, SRT, "Posterior Tibial Artery")	(G-C171, SRT, "Laterality")=(G-A101, SRT, "Left") (121401, DCM, "Derivation")=(R-00355, SRT, "Point source measurement") (G-A1F8, SRT, "Topographical Modifier")=(G-A119, SRT, "Distal")
L PTA DIS ED VEL	(11653-3, LN, "End Diastolic Velocity")	(T-47040, SRT, "Artery of Lower Extremity") (T-47600, SRT, "Posterior Tibial Artery")	(G-C171, SRT, "Laterality")=(G-A101, SRT, "Left") (121401, DCM, "Derivation")=(R-00355, SRT, "Point source measurement") (G-A1F8, SRT, "Topographical Modifier")=(G-A119, SRT, "Distal")
L PTA DIS FVI			
FVI	(20354-7, LN, "Velocity Time Integral")	(T-47040, SRT, "Artery of Lower Extremity") (T-47600, SRT, "Posterior Tibial Artery")	(G-C171, SRT, "Laterality")=(G-A101, SRT, "Left") (121401, DCM, "Derivation")=(R-41D2D, SRT, "Calculated") (G-A1F8, SRT, "Topographical Modifier")=(G-A119, SRT, "Distal")
PULSATILITY INDEX	(12008-9, LN, "Pulsatility Index")	(T-47040, SRT, "Artery of Lower Extremity") (T-47600, SRT, "Posterior Tibial Artery")	(G-C171, SRT, "Laterality")=(G-A101, SRT, "Left") (121401, DCM, "Derivation")=(R-41D2D, SRT, "Calculated") (G-A1F8, SRT, "Topographical Modifier")=(G-A119, SRT, "Distal")
RESISTIVE INDEX	(12023-8, LN, "Resistivity Index")	(T-47040, SRT, "Artery of Lower Extremity") (T-47600, SRT, "Posterior Tibial Artery")	(G-C171, SRT, "Laterality")=(G-A101, SRT, "Left") (121401, DCM, "Derivation")=(R-41D2D, SRT, "Calculated") (G-A1F8, SRT, "Topographical Modifier")=(G-A119, SRT, "Distal")
PEAK VELOCITY	(11726-7, LN, "Peak Systolic Velocity")	(T-47040, SRT, "Artery of Lower Extremity") (T-47600, SRT, "Posterior Tibial Artery")	(G-C171, SRT, "Laterality")=(G-A101, SRT, "Left") (121401, DCM, "Derivation")=(R-41D2D, SRT, "Calculated") (G-A1F8, SRT, "Topographical Modifier")=(G-A119, SRT, "Distal")
MEAN VELOCITY	(MN-25, ESAOTE_P1, "Time Averaged Velocity")	(T-47040, SRT, "Artery of Lower Extremity") (T-47600, SRT, "Posterior Tibial Artery")	(G-C171, SRT, "Laterality")=(G-A101, SRT, "Left") (121401, DCM, "Derivation")=(R-41D2D, SRT, "Calculated") (G-A1F8, SRT, "Topographical Modifier")=(G-A119, SRT, "Distal")
REVERSE VELOCITY	(MN-27, ESAOTE_P1, "Reverse Velocity")	(T-47040, SRT, "Artery of Lower Extremity") (T-47600, SRT, "Posterior Tibial Artery")	(G-C171, SRT, "Laterality")=(G-A101, SRT, "Left") (121401, DCM, "Derivation")=(R-41D2D, SRT, "Calculated") (G-A1F8, SRT, "Topographical Modifier")=(G-A119, SRT, "Distal")
DIASTOLIC VELOCITY	(11653-3, LN, "End Diastolic Velocity")	(T-47040, SRT, "Artery of Lower Extremity") (T-47600, SRT, "Posterior Tibial Artery")	(G-C171, SRT, "Laterality")=(G-A101, SRT, "Left") (121401, DCM, "Derivation")=(R-41D2D, SRT, "Calculated") (G-A1F8, SRT, "Topographical Modifier")=(G-A119, SRT, "Distal")
PEAK GRADIENT	(20247-3, LN, "Peak Gradient")	(T-47040, SRT, "Artery of Lower Extremity") (T-47600, SRT, "Posterior Tibial Artery")	(G-C171, SRT, "Laterality")=(G-A101, SRT, "Left") (121401, DCM, "Derivation")=(R-41D2D, SRT, "Calculated") (G-A1F8, SRT, "Topographical Modifier")=(G-A119, SRT, "Distal")
MEAN GRADIENT	(20256-4, LN, "Mean Gradient")	(T-47040, SRT, "Artery of Lower	(G-C171, SRT, "Laterality")=(G-A101, SRT, "Left") (121401, DCM, "Derivation")=(R-41D2D, SRT, "Calculated")

ESAOTE MEASURE	BASE MEAS. CONCEPT NAME	SECTION	CONCEPT OR ACQUISITION CONTEXT MODIFIERS
		Extremity") (T-47600,SRT, "Posterior Tibial Artery")	(G-A1F8, SRT, "Topographical Modifier)=(G-A119,SRT, "Distal")
ACCELERATION	(MN-04,ESAOTE_P1, "Acceleration")	(T-47040,SRT, "Artery of Lower Extremity") (T-47600,SRT, "Posterior Tibial Artery")	(G-C171, SRT, "Laterality)=(G-A101,SRT, "Left") (121401, DCM, "Derivation)=(R-41D2D,SRT, "Calculated") (G-A1F8, SRT, "Topographical Modifier)=(G-A119,SRT, "Distal")
ACCELERATION TIME	(20168-1,LN, "Acceleration Time")	(T-47040,SRT, "Artery of Lower Extremity") (T-47600,SRT, "Posterior Tibial Artery")	(G-C171, SRT, "Laterality)=(G-A101,SRT, "Left") (121401, DCM, "Derivation)=(R-41D2D,SRT, "Calculated") (G-A1F8, SRT, "Topographical Modifier)=(G-A119,SRT, "Distal")
SYST VEL/DIAST VEL	(12144-2,LN, "Systolic to Diastolic Velocity Ratio")	(T-47040,SRT, "Artery of Lower Extremity") (T-47600,SRT, "Posterior Tibial Artery")	(G-C171, SRT, "Laterality)=(G-A101,SRT, "Left") (121401, DCM, "Derivation)=(R-41D2D,SRT, "Calculated") (G-A1F8, SRT, "Topographical Modifier)=(G-A119,SRT, "Distal")
DIAST VEL/SYST VEL	(MN-28,ESAOTE_P1, "Diastolic To Systolic Velocity Ratio")	(T-47040,SRT, "Artery of Lower Extremity") (T-47600,SRT, "Posterior Tibial Artery")	(G-C171, SRT, "Laterality)=(G-A101,SRT, "Left") (121401, DCM, "Derivation)=(R-41D2D,SRT, "Calculated") (G-A1F8, SRT, "Topographical Modifier)=(G-A119,SRT, "Distal")
L ATA PROXIMAL			
L ATA PROX PS VEL	(11726-7,LN, "Peak Systolic Velocity")	(T-47040,SRT, "Artery of Lower Extremity") (T-47700,SRT, "Anterior Tibial Artery")	(G-C171, SRT, "Laterality)=(G-A101,SRT, "Left") (121401, DCM, "Derivation)=(R-00355,SRT, "Point source measurement") (G-A1F8, SRT, "Topographical Modifier)=(G-A118,SRT, "Proximal")
L ATA PROX ED VEL	(11653-3,LN, "End Diastolic Velocity")	(T-47040,SRT, "Artery of Lower Extremity") (T-47700,SRT, "Anterior Tibial Artery")	(G-C171, SRT, "Laterality)=(G-A101,SRT, "Left") (121401, DCM, "Derivation)=(R-00355,SRT, "Point source measurement") (G-A1F8, SRT, "Topographical Modifier)=(G-A118,SRT, "Proximal")
L ATA PROX FVI			
FVI	(20354-7,LN, "Velocity Time Integral")	(T-47040,SRT, "Artery of Lower Extremity") (T-47700,SRT, "Anterior Tibial Artery")	(G-C171, SRT, "Laterality)=(G-A101,SRT, "Left") (121401, DCM, "Derivation)=(R-41D2D,SRT, "Calculated") (G-A1F8, SRT, "Topographical Modifier)=(G-A118,SRT, "Proximal")
PULSATILITY INDEX	(12008-9,LN, "Pulsatility Index")	(T-47040,SRT, "Artery of Lower Extremity") (T-47700,SRT, "Anterior Tibial Artery")	(G-C171, SRT, "Laterality)=(G-A101,SRT, "Left") (121401, DCM, "Derivation)=(R-41D2D,SRT, "Calculated") (G-A1F8, SRT, "Topographical Modifier)=(G-A118,SRT, "Proximal")
RESISTIVE INDEX	(12023-8,LN, "Resistivity Index")	(T-47040,SRT, "Artery of Lower Extremity") (T-47700,SRT, "Anterior Tibial Artery")	(G-C171, SRT, "Laterality)=(G-A101,SRT, "Left") (121401, DCM, "Derivation)=(R-41D2D,SRT, "Calculated") (G-A1F8, SRT, "Topographical Modifier)=(G-A118,SRT, "Proximal")
PEAK VELOCITY	(11726-7,LN, "Peak Systolic Velocity")	(T-47040,SRT, "Artery of Lower Extremity") (T-47700,SRT,	(G-C171, SRT, "Laterality)=(G-A101,SRT, "Left") (121401, DCM, "Derivation)=(R-41D2D,SRT, "Calculated") (G-A1F8, SRT, "Topographical Modifier)=(G-A118,SRT, "Proximal")

ESAOTE MEASURE	BASE MEAS. CONCEPT NAME	SECTION	CONCEPT OR ACQUISITION CONTEXT MODIFIERS
		"Anterior Tibial Artery")	
MEAN VELOCITY	(MN-25,ESAOTE_P1, "Time Averaged Velocity")	(T-47040,SRT, "Artery of Lower Extremity") (T-47700,SRT, "Anterior Tibial Artery")	(G-C171, SRT, "Laterality")=(G-A101,SRT, "Left") (121401, DCM, "Derivation")=(R-41D2D,SRT, "Calculated") (G-A1F8, SRT, "Topographical Modifier")=(G-A118,SRT, "Proximal")
REVERSE VELOCITY	(MN-27,ESAOTE_P1, "Reverse Velocity")	(T-47040,SRT, "Artery of Lower Extremity") (T-47700,SRT, "Anterior Tibial Artery")	(G-C171, SRT, "Laterality")=(G-A101,SRT, "Left") (121401, DCM, "Derivation")=(R-41D2D,SRT, "Calculated") (G-A1F8, SRT, "Topographical Modifier")=(G-A118,SRT, "Proximal")
DIASTOLIC VELOCITY	(11653-3,LN, "End Diastolic Velocity")	(T-47040,SRT, "Artery of Lower Extremity") (T-47700,SRT, "Anterior Tibial Artery")	(G-C171, SRT, "Laterality")=(G-A101,SRT, "Left") (121401, DCM, "Derivation")=(R-41D2D,SRT, "Calculated") (G-A1F8, SRT, "Topographical Modifier")=(G-A118,SRT, "Proximal")
PEAK GRADIENT	(20247-3,LN, "Peak Gradient")	(T-47040,SRT, "Artery of Lower Extremity") (T-47700,SRT, "Anterior Tibial Artery")	(G-C171, SRT, "Laterality")=(G-A101,SRT, "Left") (121401, DCM, "Derivation")=(R-41D2D,SRT, "Calculated") (G-A1F8, SRT, "Topographical Modifier")=(G-A118,SRT, "Proximal")
MEAN GRADIENT	(20256-4,LN, "Mean Gradient")	(T-47040,SRT, "Artery of Lower Extremity") (T-47700,SRT, "Anterior Tibial Artery")	(G-C171, SRT, "Laterality")=(G-A101,SRT, "Left") (121401, DCM, "Derivation")=(R-41D2D,SRT, "Calculated") (G-A1F8, SRT, "Topographical Modifier")=(G-A118,SRT, "Proximal")
ACCELERATION	(MN-04,ESAOTE_P1, "Acceleration")	(T-47040,SRT, "Artery of Lower Extremity") (T-47700,SRT, "Anterior Tibial Artery")	(G-C171, SRT, "Laterality")=(G-A101,SRT, "Left") (121401, DCM, "Derivation")=(R-41D2D,SRT, "Calculated") (G-A1F8, SRT, "Topographical Modifier")=(G-A118,SRT, "Proximal")
ACCELERATION TIME	(20168-1,LN, "Acceleration Time")	(T-47040,SRT, "Artery of Lower Extremity") (T-47700,SRT, "Anterior Tibial Artery")	(G-C171, SRT, "Laterality")=(G-A101,SRT, "Left") (121401, DCM, "Derivation")=(R-41D2D,SRT, "Calculated") (G-A1F8, SRT, "Topographical Modifier")=(G-A118,SRT, "Proximal")
SYST VEL/DIAST VEL	(12144-2,LN, "Systolic to Diastolic Velocity Ratio")	(T-47040,SRT, "Artery of Lower Extremity") (T-47700,SRT, "Anterior Tibial Artery")	(G-C171, SRT, "Laterality")=(G-A101,SRT, "Left") (121401, DCM, "Derivation")=(R-41D2D,SRT, "Calculated") (G-A1F8, SRT, "Topographical Modifier")=(G-A118,SRT, "Proximal")
DIAST VEL/SYST VEL	(MN-28,ESAOTE_P1, "Diastolic To Systolic Velocity Ratio")	(T-47040,SRT, "Artery of Lower Extremity") (T-47700,SRT, "Anterior Tibial Artery")	(G-C171, SRT, "Laterality")=(G-A101,SRT, "Left") (121401, DCM, "Derivation")=(R-41D2D,SRT, "Calculated") (G-A1F8, SRT, "Topographical Modifier")=(G-A118,SRT, "Proximal")
L ATA MID			
L ATA MID PS VEL	(11726-7,LN, "Peak Systolic Velocity")	(T-47040,SRT, "Artery of Lower Extremity") (T-47700,SRT, "Anterior Tibial Artery")	(G-C171, SRT, "Laterality")=(G-A101,SRT, "Left") (121401, DCM, "Derivation")=(R-00355,SRT, "Point source measurement") (G-A1F8, SRT, "Topographical Modifier")=(G-A188,SRT, "Mid-longitudinal")
L ATA MID ED	(11653-3,LN, "End	(T-47040,SRT,	(G-C171, SRT, "Laterality")=(G-A101,SRT, "Left")

ESAOTE MEASURE	BASE MEAS. CONCEPT NAME	SECTION	CONCEPT OR ACQUISITION CONTEXT MODIFIERS
VEL	Diastolic Velocity")	"Artery of Lower Extremity") (T-47700,SRT, "Anterior Tibial Artery")	(121401, DCM, "Derivation")=(R-00355,SRT, "Point source measurement") (G-A1F8, SRT, "Topographical Modifier")=(G-A188,SRT, "Mid-longitudinal")
L ATA MID FVI			
FVI	(20354-7,LN, "Velocity Time Integral")	(T-47040,SRT, "Artery of Lower Extremity") (T-47700,SRT, "Anterior Tibial Artery")	(G-C171, SRT, "Laterality")=(G-A101,SRT, "Left") (121401, DCM, "Derivation")=(R-41D2D,SRT, "Calculated") (G-A1F8, SRT, "Topographical Modifier")=(G-A188,SRT, "Mid-longitudinal")
PULSATILITY INDEX	(12008-9,LN, "Pulsatility Index")	(T-47040,SRT, "Artery of Lower Extremity") (T-47700,SRT, "Anterior Tibial Artery")	(G-C171, SRT, "Laterality")=(G-A101,SRT, "Left") (121401, DCM, "Derivation")=(R-41D2D,SRT, "Calculated") (G-A1F8, SRT, "Topographical Modifier")=(G-A188,SRT, "Mid-longitudinal")
RESISTIVE INDEX	(12023-8,LN, "Resistivity Index")	(T-47040,SRT, "Artery of Lower Extremity") (T-47700,SRT, "Anterior Tibial Artery")	(G-C171, SRT, "Laterality")=(G-A101,SRT, "Left") (121401, DCM, "Derivation")=(R-41D2D,SRT, "Calculated") (G-A1F8, SRT, "Topographical Modifier")=(G-A188,SRT, "Mid-longitudinal")
PEAK VELOCITY	(11726-7,LN, "Peak Systolic Velocity")	(T-47040,SRT, "Artery of Lower Extremity") (T-47700,SRT, "Anterior Tibial Artery")	(G-C171, SRT, "Laterality")=(G-A101,SRT, "Left") (121401, DCM, "Derivation")=(R-41D2D,SRT, "Calculated") (G-A1F8, SRT, "Topographical Modifier")=(G-A188,SRT, "Mid-longitudinal")
MEAN VELOCITY	(MN-25,ESAOTE_P1, "Time Averaged Velocity")	(T-47040,SRT, "Artery of Lower Extremity") (T-47700,SRT, "Anterior Tibial Artery")	(G-C171, SRT, "Laterality")=(G-A101,SRT, "Left") (121401, DCM, "Derivation")=(R-41D2D,SRT, "Calculated") (G-A1F8, SRT, "Topographical Modifier")=(G-A188,SRT, "Mid-longitudinal")
REVERSE VELOCITY	(MN-27,ESAOTE_P1, "Reverse Velocity")	(T-47040,SRT, "Artery of Lower Extremity") (T-47700,SRT, "Anterior Tibial Artery")	(G-C171, SRT, "Laterality")=(G-A101,SRT, "Left") (121401, DCM, "Derivation")=(R-41D2D,SRT, "Calculated") (G-A1F8, SRT, "Topographical Modifier")=(G-A188,SRT, "Mid-longitudinal")
DIASTOLIC VELOCITY	(11653-3,LN, "End Diastolic Velocity")	(T-47040,SRT, "Artery of Lower Extremity") (T-47700,SRT, "Anterior Tibial Artery")	(G-C171, SRT, "Laterality")=(G-A101,SRT, "Left") (121401, DCM, "Derivation")=(R-41D2D,SRT, "Calculated") (G-A1F8, SRT, "Topographical Modifier")=(G-A188,SRT, "Mid-longitudinal")
PEAK GRADIENT	(20247-3,LN, "Peak Gradient")	(T-47040,SRT, "Artery of Lower Extremity") (T-47700,SRT, "Anterior Tibial Artery")	(G-C171, SRT, "Laterality")=(G-A101,SRT, "Left") (121401, DCM, "Derivation")=(R-41D2D,SRT, "Calculated") (G-A1F8, SRT, "Topographical Modifier")=(G-A188,SRT, "Mid-longitudinal")
MEAN GRADIENT	(20256-4,LN, "Mean Gradient")	(T-47040,SRT, "Artery of Lower Extremity") (T-47700,SRT, "Anterior Tibial Artery")	(G-C171, SRT, "Laterality")=(G-A101,SRT, "Left") (121401, DCM, "Derivation")=(R-41D2D,SRT, "Calculated") (G-A1F8, SRT, "Topographical Modifier")=(G-A188,SRT, "Mid-longitudinal")
ACCELERATION	(MN-04,ESAOTE_P1, "Acceleration")	(T-47040,SRT, "Artery of Lower Extremity") (T-47700,SRT, "Anterior Tibial Artery")	(G-C171, SRT, "Laterality")=(G-A101,SRT, "Left") (121401, DCM, "Derivation")=(R-41D2D,SRT, "Calculated") (G-A1F8, SRT, "Topographical Modifier")=(G-A188,SRT, "Mid-longitudinal")

ESAOTE MEASURE	BASE MEAS. CONCEPT NAME	SECTION	CONCEPT OR ACQUISITION CONTEXT MODIFIERS
		Artery")	
ACCELERATION TIME	(20168-1, LN, "Acceleration Time")	(T-47040, SRT, "Artery of Lower Extremity") (T-47700, SRT, "Anterior Tibial Artery")	(G-C171, SRT, "Laterality")=(G-A101, SRT, "Left") (121401, DCM, "Derivation")=(R-41D2D, SRT, "Calculated") (G-A1F8, SRT, "Topographical Modifier")=(G-A188, SRT, "Mid-longitudinal")
SYST VEL/DIAST VEL	(12144-2, LN, "Systolic to Diastolic Velocity Ratio")	(T-47040, SRT, "Artery of Lower Extremity") (T-47700, SRT, "Anterior Tibial Artery")	(G-C171, SRT, "Laterality")=(G-A101, SRT, "Left") (121401, DCM, "Derivation")=(R-41D2D, SRT, "Calculated") (G-A1F8, SRT, "Topographical Modifier")=(G-A188, SRT, "Mid-longitudinal")
DIAST VEL/SYST VEL	(MN-28, ESAOTE_P1, "Diastolic To Systolic Velocity Ratio")	(T-47040, SRT, "Artery of Lower Extremity") (T-47700, SRT, "Anterior Tibial Artery")	(G-C171, SRT, "Laterality")=(G-A101, SRT, "Left") (121401, DCM, "Derivation")=(R-41D2D, SRT, "Calculated") (G-A1F8, SRT, "Topographical Modifier")=(G-A188, SRT, "Mid-longitudinal")
L ATA DISTAL			
L ATA DIS PS VEL	(11726-7, LN, "Peak Systolic Velocity")	(T-47040, SRT, "Artery of Lower Extremity") (T-47700, SRT, "Anterior Tibial Artery")	(G-C171, SRT, "Laterality")=(G-A101, SRT, "Left") (121401, DCM, "Derivation")=(R-00355, SRT, "Point source measurement") (G-A1F8, SRT, "Topographical Modifier")=(G-A119, SRT, "Distal")
L ATA DIS ED VEL	(11653-3, LN, "End Diastolic Velocity")	(T-47040, SRT, "Artery of Lower Extremity") (T-47700, SRT, "Anterior Tibial Artery")	(G-C171, SRT, "Laterality")=(G-A101, SRT, "Left") (121401, DCM, "Derivation")=(R-00355, SRT, "Point source measurement") (G-A1F8, SRT, "Topographical Modifier")=(G-A119, SRT, "Distal")
L ATA DIS FVI			
FVI	(20354-7, LN, "Velocity Time Integral")	(T-47040, SRT, "Artery of Lower Extremity") (T-47700, SRT, "Anterior Tibial Artery")	(G-C171, SRT, "Laterality")=(G-A101, SRT, "Left") (121401, DCM, "Derivation")=(R-41D2D, SRT, "Calculated") (G-A1F8, SRT, "Topographical Modifier")=(G-A119, SRT, "Distal")
PULSATILITY INDEX	(12008-9, LN, "Pulsatility Index")	(T-47040, SRT, "Artery of Lower Extremity") (T-47700, SRT, "Anterior Tibial Artery")	(G-C171, SRT, "Laterality")=(G-A101, SRT, "Left") (121401, DCM, "Derivation")=(R-41D2D, SRT, "Calculated") (G-A1F8, SRT, "Topographical Modifier")=(G-A119, SRT, "Distal")
RESISTIVE INDEX	(12023-8, LN, "Resistivity Index")	(T-47040, SRT, "Artery of Lower Extremity") (T-47700, SRT, "Anterior Tibial Artery")	(G-C171, SRT, "Laterality")=(G-A101, SRT, "Left") (121401, DCM, "Derivation")=(R-41D2D, SRT, "Calculated") (G-A1F8, SRT, "Topographical Modifier")=(G-A119, SRT, "Distal")
PEAK VELOCITY	(11726-7, LN, "Peak Systolic Velocity")	(T-47040, SRT, "Artery of Lower Extremity") (T-47700, SRT, "Anterior Tibial Artery")	(G-C171, SRT, "Laterality")=(G-A101, SRT, "Left") (121401, DCM, "Derivation")=(R-41D2D, SRT, "Calculated") (G-A1F8, SRT, "Topographical Modifier")=(G-A119, SRT, "Distal")
MEAN VELOCITY	(MN-25, ESAOTE_P1, "Time Averaged Velocity")	(T-47040, SRT, "Artery of Lower Extremity") (T-47700, SRT, "Anterior Tibial Artery")	(G-C171, SRT, "Laterality")=(G-A101, SRT, "Left") (121401, DCM, "Derivation")=(R-41D2D, SRT, "Calculated") (G-A1F8, SRT, "Topographical Modifier")=(G-A119, SRT, "Distal")

<i>ESAOTE MEASURE</i>	<i>BASE MEAS. CONCEPT NAME</i>	<i>SECTION</i>	<i>CONCEPT OR ACQUISITION CONTEXT MODIFIERS</i>
REVERSE VELOCITY	(MN-27,ESAOTE_P1, "Reverse Velocity")	(T-47040,SRT, "Artery of Lower Extremity") (T-47700,SRT, "Anterior Tibial Artery")	(G-C171, SRT, "Laterality")=(G-A101,SRT, "Left") (121401, DCM, "Derivation")=(R-41D2D,SRT, "Calculated") (G-A1F8, SRT, "Topographical Modifier")=(G-A119,SRT, "Distal")
DIASTOLIC VELOCITY	(11653-3,LN, "End Diastolic Velocity")	(T-47040,SRT, "Artery of Lower Extremity") (T-47700,SRT, "Anterior Tibial Artery")	(G-C171, SRT, "Laterality")=(G-A101,SRT, "Left") (121401, DCM, "Derivation")=(R-41D2D,SRT, "Calculated") (G-A1F8, SRT, "Topographical Modifier")=(G-A119,SRT, "Distal")
PEAK GRADIENT	(20247-3,LN, "Peak Gradient")	(T-47040,SRT, "Artery of Lower Extremity") (T-47700,SRT, "Anterior Tibial Artery")	(G-C171, SRT, "Laterality")=(G-A101,SRT, "Left") (121401, DCM, "Derivation")=(R-41D2D,SRT, "Calculated") (G-A1F8, SRT, "Topographical Modifier")=(G-A119,SRT, "Distal")
MEAN GRADIENT	(20256-4,LN, "Mean Gradient")	(T-47040,SRT, "Artery of Lower Extremity") (T-47700,SRT, "Anterior Tibial Artery")	(G-C171, SRT, "Laterality")=(G-A101,SRT, "Left") (121401, DCM, "Derivation")=(R-41D2D,SRT, "Calculated") (G-A1F8, SRT, "Topographical Modifier")=(G-A119,SRT, "Distal")
ACCELERATION	(MN-04,ESAOTE_P1, "Acceleration")	(T-47040,SRT, "Artery of Lower Extremity") (T-47700,SRT, "Anterior Tibial Artery")	(G-C171, SRT, "Laterality")=(G-A101,SRT, "Left") (121401, DCM, "Derivation")=(R-41D2D,SRT, "Calculated") (G-A1F8, SRT, "Topographical Modifier")=(G-A119,SRT, "Distal")
ACCELERATION TIME	(20168-1,LN, "Acceleration Time")	(T-47040,SRT, "Artery of Lower Extremity") (T-47700,SRT, "Anterior Tibial Artery")	(G-C171, SRT, "Laterality")=(G-A101,SRT, "Left") (121401, DCM, "Derivation")=(R-41D2D,SRT, "Calculated") (G-A1F8, SRT, "Topographical Modifier")=(G-A119,SRT, "Distal")
SYST VEL/DIAST VEL	(12144-2,LN, "Systolic to Diastolic Velocity Ratio")	(T-47040,SRT, "Artery of Lower Extremity") (T-47700,SRT, "Anterior Tibial Artery")	(G-C171, SRT, "Laterality")=(G-A101,SRT, "Left") (121401, DCM, "Derivation")=(R-41D2D,SRT, "Calculated") (G-A1F8, SRT, "Topographical Modifier")=(G-A119,SRT, "Distal")
DIAST VEL/SYST VEL	(MN-28,ESAOTE_P1, "Diastolic To Systolic Velocity Ratio")	(T-47040,SRT, "Artery of Lower Extremity") (T-47700,SRT, "Anterior Tibial Artery")	(G-C171, SRT, "Laterality")=(G-A101,SRT, "Left") (121401, DCM, "Derivation")=(R-41D2D,SRT, "Calculated") (G-A1F8, SRT, "Topographical Modifier")=(G-A119,SRT, "Distal")
L PeA PROXIMAL			
L PeA PROX PS VEL	(11726-7,LN, "Peak Systolic Velocity")	(T-47040,SRT, "Artery of Lower Extremity") (T-47630,SRT, "Peroneal Artery")	(G-C171, SRT, "Laterality")=(G-A101,SRT, "Left") (121401, DCM, "Derivation")=(R-00355,SRT, "Point source measurement") (G-A1F8, SRT, "Topographical Modifier")=(G-A118,SRT, "Proximal")
L PeA PROX ED VEL	(11653-3,LN, "End Diastolic Velocity")	(T-47040,SRT, "Artery of Lower Extremity") (T-47630,SRT, "Peroneal Artery")	(G-C171, SRT, "Laterality")=(G-A101,SRT, "Left") (121401, DCM, "Derivation")=(R-00355,SRT, "Point source measurement") (G-A1F8, SRT, "Topographical Modifier")=(G-A118,SRT, "Proximal")
L PeA PROX FVI			
FVI	(20354-7,LN, "Velocity Time Integral")	(T-47040,SRT, "Artery of Lower Extremity") (T-47630,SRT,	(G-C171, SRT, "Laterality")=(G-A101,SRT, "Left") (121401, DCM, "Derivation")=(R-41D2D,SRT, "Calculated") (G-A1F8, SRT, "Topographical Modifier")=(G-A118,SRT, "Proximal")

<i>ESAOTE MEASURE</i>	<i>BASE MEAS. CONCEPT NAME</i>	<i>SECTION</i>	<i>CONCEPT OR ACQUISITION CONTEXT MODIFIERS</i>
		"Peroneal Artery")	
PULSATILITY INDEX	(12008-9, LN, "Pulsatility Index")	(T-47040, SRT, "Artery of Lower Extremity") (T-47630, SRT, "Peroneal Artery")	(G-C171, SRT, "Laterality")=(G-A101, SRT, "Left") (121401, DCM, "Derivation")=(R-41D2D, SRT, "Calculated") (G-A1F8, SRT, "Topographical Modifier")=(G-A118, SRT, "Proximal")
RESISTIVE INDEX	(12023-8, LN, "Resistivity Index")	(T-47040, SRT, "Artery of Lower Extremity") (T-47630, SRT, "Peroneal Artery")	(G-C171, SRT, "Laterality")=(G-A101, SRT, "Left") (121401, DCM, "Derivation")=(R-41D2D, SRT, "Calculated") (G-A1F8, SRT, "Topographical Modifier")=(G-A118, SRT, "Proximal")
PEAK VELOCITY	(11726-7, LN, "Peak Systolic Velocity")	(T-47040, SRT, "Artery of Lower Extremity") (T-47630, SRT, "Peroneal Artery")	(G-C171, SRT, "Laterality")=(G-A101, SRT, "Left") (121401, DCM, "Derivation")=(R-41D2D, SRT, "Calculated") (G-A1F8, SRT, "Topographical Modifier")=(G-A118, SRT, "Proximal")
MEAN VELOCITY	(MN-25, ESAOTE_P1, "Time Averaged Velocity")	(T-47040, SRT, "Artery of Lower Extremity") (T-47630, SRT, "Peroneal Artery")	(G-C171, SRT, "Laterality")=(G-A101, SRT, "Left") (121401, DCM, "Derivation")=(R-41D2D, SRT, "Calculated") (G-A1F8, SRT, "Topographical Modifier")=(G-A118, SRT, "Proximal")
REVERSE VELOCITY	(MN-27, ESAOTE_P1, "Reverse Velocity")	(T-47040, SRT, "Artery of Lower Extremity") (T-47630, SRT, "Peroneal Artery")	(G-C171, SRT, "Laterality")=(G-A101, SRT, "Left") (121401, DCM, "Derivation")=(R-41D2D, SRT, "Calculated") (G-A1F8, SRT, "Topographical Modifier")=(G-A118, SRT, "Proximal")
DIASTOLIC VELOCITY	(11653-3, LN, "End Diastolic Velocity")	(T-47040, SRT, "Artery of Lower Extremity") (T-47630, SRT, "Peroneal Artery")	(G-C171, SRT, "Laterality")=(G-A101, SRT, "Left") (121401, DCM, "Derivation")=(R-41D2D, SRT, "Calculated") (G-A1F8, SRT, "Topographical Modifier")=(G-A118, SRT, "Proximal")
PEAK GRADIENT	(20247-3, LN, "Peak Gradient")	(T-47040, SRT, "Artery of Lower Extremity") (T-47630, SRT, "Peroneal Artery")	(G-C171, SRT, "Laterality")=(G-A101, SRT, "Left") (121401, DCM, "Derivation")=(R-41D2D, SRT, "Calculated") (G-A1F8, SRT, "Topographical Modifier")=(G-A118, SRT, "Proximal")
MEAN GRADIENT	(20256-4, LN, "Mean Gradient")	(T-47040, SRT, "Artery of Lower Extremity") (T-47630, SRT, "Peroneal Artery")	(G-C171, SRT, "Laterality")=(G-A101, SRT, "Left") (121401, DCM, "Derivation")=(R-41D2D, SRT, "Calculated") (G-A1F8, SRT, "Topographical Modifier")=(G-A118, SRT, "Proximal")
ACCELERATION	(MN-04, ESAOTE_P1, "Acceleration")	(T-47040, SRT, "Artery of Lower Extremity") (T-47630, SRT, "Peroneal Artery")	(G-C171, SRT, "Laterality")=(G-A101, SRT, "Left") (121401, DCM, "Derivation")=(R-41D2D, SRT, "Calculated") (G-A1F8, SRT, "Topographical Modifier")=(G-A118, SRT, "Proximal")
ACCELERATION TIME	(20168-1, LN, "Acceleration Time")	(T-47040, SRT, "Artery of Lower Extremity") (T-47630, SRT, "Peroneal Artery")	(G-C171, SRT, "Laterality")=(G-A101, SRT, "Left") (121401, DCM, "Derivation")=(R-41D2D, SRT, "Calculated") (G-A1F8, SRT, "Topographical Modifier")=(G-A118, SRT, "Proximal")
SYST VEL/DIAST VEL	(12144-2, LN, "Systolic to Diastolic Velocity Ratio")	(T-47040, SRT, "Artery of Lower Extremity") (T-47630, SRT, "Peroneal Artery")	(G-C171, SRT, "Laterality")=(G-A101, SRT, "Left") (121401, DCM, "Derivation")=(R-41D2D, SRT, "Calculated") (G-A1F8, SRT, "Topographical Modifier")=(G-A118, SRT, "Proximal")
DIAST VEL/SYST VEL	(MN-28, ESAOTE_P1, "Diastolic To Systolic Velocity Ratio")	(T-47040, SRT, "Artery of Lower Extremity") (T-47630, SRT, "Peroneal Artery")	(G-C171, SRT, "Laterality")=(G-A101, SRT, "Left") (121401, DCM, "Derivation")=(R-41D2D, SRT, "Calculated") (G-A1F8, SRT, "Topographical Modifier")=(G-A118, SRT, "Proximal")
L PeA MID			

<i>ESAOTE MEASURE</i>	<i>BASE MEAS. CONCEPT NAME</i>	<i>SECTION</i>	<i>CONCEPT OR ACQUISITION CONTEXT MODIFIERS</i>
L PeA MID PS VEL	(11726-7, LN, "Peak Systolic Velocity")	(T-47040, SRT, "Artery of Lower Extremity") (T-47630, SRT, "Peroneal Artery")	(G-C171, SRT, "Laterality")=(G-A101, SRT, "Left") (121401, DCM, "Derivation")=(R-00355, SRT, "Point source measurement") (G-A1F8, SRT, "Topographical Modifier")=(G-A188, SRT, "Mid-longitudinal")
L PeA MID ED VEL	(11653-3, LN, "End Diastolic Velocity")	(T-47040, SRT, "Artery of Lower Extremity") (T-47630, SRT, "Peroneal Artery")	(G-C171, SRT, "Laterality")=(G-A101, SRT, "Left") (121401, DCM, "Derivation")=(R-00355, SRT, "Point source measurement") (G-A1F8, SRT, "Topographical Modifier")=(G-A188, SRT, "Mid-longitudinal")
	L PeA MID FVI		
FVI	(20354-7, LN, "Velocity Time Integral")	(T-47040, SRT, "Artery of Lower Extremity") (T-47630, SRT, "Peroneal Artery")	(G-C171, SRT, "Laterality")=(G-A101, SRT, "Left") (121401, DCM, "Derivation")=(R-41D2D, SRT, "Calculated") (G-A1F8, SRT, "Topographical Modifier")=(G-A188, SRT, "Mid-longitudinal")
PULSATILITY INDEX	(12008-9, LN, "Pulsatility Index")	(T-47040, SRT, "Artery of Lower Extremity") (T-47630, SRT, "Peroneal Artery")	(G-C171, SRT, "Laterality")=(G-A101, SRT, "Left") (121401, DCM, "Derivation")=(R-41D2D, SRT, "Calculated") (G-A1F8, SRT, "Topographical Modifier")=(G-A188, SRT, "Mid-longitudinal")
RESISTIVE INDEX	(12023-8, LN, "Resistivity Index")	(T-47040, SRT, "Artery of Lower Extremity") (T-47630, SRT, "Peroneal Artery")	(G-C171, SRT, "Laterality")=(G-A101, SRT, "Left") (121401, DCM, "Derivation")=(R-41D2D, SRT, "Calculated") (G-A1F8, SRT, "Topographical Modifier")=(G-A188, SRT, "Mid-longitudinal")
PEAK VELOCITY	(11726-7, LN, "Peak Systolic Velocity")	(T-47040, SRT, "Artery of Lower Extremity") (T-47630, SRT, "Peroneal Artery")	(G-C171, SRT, "Laterality")=(G-A101, SRT, "Left") (121401, DCM, "Derivation")=(R-41D2D, SRT, "Calculated") (G-A1F8, SRT, "Topographical Modifier")=(G-A188, SRT, "Mid-longitudinal")
MEAN VELOCITY	(MN-25, ESAOTE_P1, "Time Averaged Velocity")	(T-47040, SRT, "Artery of Lower Extremity") (T-47630, SRT, "Peroneal Artery")	(G-C171, SRT, "Laterality")=(G-A101, SRT, "Left") (121401, DCM, "Derivation")=(R-41D2D, SRT, "Calculated") (G-A1F8, SRT, "Topographical Modifier")=(G-A188, SRT, "Mid-longitudinal")
REVERSE VELOCITY	(MN-27, ESAOTE_P1, "Reverse Velocity")	(T-47040, SRT, "Artery of Lower Extremity") (T-47630, SRT, "Peroneal Artery")	(G-C171, SRT, "Laterality")=(G-A101, SRT, "Left") (121401, DCM, "Derivation")=(R-41D2D, SRT, "Calculated") (G-A1F8, SRT, "Topographical Modifier")=(G-A188, SRT, "Mid-longitudinal")
DIASTOLIC VELOCITY	(11653-3, LN, "End Diastolic Velocity")	(T-47040, SRT, "Artery of Lower Extremity") (T-47630, SRT, "Peroneal Artery")	(G-C171, SRT, "Laterality")=(G-A101, SRT, "Left") (121401, DCM, "Derivation")=(R-41D2D, SRT, "Calculated") (G-A1F8, SRT, "Topographical Modifier")=(G-A188, SRT, "Mid-longitudinal")
PEAK GRADIENT	(20247-3, LN, "Peak Gradient")	(T-47040, SRT, "Artery of Lower Extremity") (T-47630, SRT, "Peroneal Artery")	(G-C171, SRT, "Laterality")=(G-A101, SRT, "Left") (121401, DCM, "Derivation")=(R-41D2D, SRT, "Calculated") (G-A1F8, SRT, "Topographical Modifier")=(G-A188, SRT, "Mid-longitudinal")
MEAN GRADIENT	(20256-4, LN, "Mean Gradient")	(T-47040, SRT, "Artery of Lower Extremity") (T-47630, SRT, "Peroneal Artery")	(G-C171, SRT, "Laterality")=(G-A101, SRT, "Left") (121401, DCM, "Derivation")=(R-41D2D, SRT, "Calculated") (G-A1F8, SRT, "Topographical Modifier")=(G-A188, SRT, "Mid-longitudinal")
ACCELERATION	(MN-04, ESAOTE_P1, "Acceleration")	(T-47040, SRT, "Artery of Lower Extremity") (T-47630, SRT, "Peroneal Artery")	(G-C171, SRT, "Laterality")=(G-A101, SRT, "Left") (121401, DCM, "Derivation")=(R-41D2D, SRT, "Calculated") (G-A1F8, SRT, "Topographical Modifier")=(G-A188, SRT, "Mid-longitudinal")
ACCELERATION TIME	(20168-1, LN, "Acceleration Time")	(T-47040, SRT, "Artery of Lower Extremity")	(G-C171, SRT, "Laterality")=(G-A101, SRT, "Left") (121401, DCM, "Derivation")=(R-41D2D, SRT, "Calculated") (G-A1F8, SRT, "Topographical Modifier")=(G-A188, SRT, "Mid-longitudinal")

ESAOTE MEASURE	BASE MEAS. CONCEPT NAME	SECTION	CONCEPT OR ACQUISITION CONTEXT MODIFIERS
		(T-47630,SRT, "Peroneal Artery")	longitudinal")
SYST VEL/DIAST VEL	(12144-2,LN, "Systolic to Diastolic Velocity Ratio")	(T-47040,SRT, "Artery of Lower Extremity") (T-47630,SRT, "Peroneal Artery")	(G-C171, SRT, "Laterality")=(G-A101,SRT, "Left") (121401, DCM, "Derivation")=(R-41D2D,SRT, "Calculated") (G-A1F8, SRT, "Topographical Modifier")=(G-A188,SRT, "Mid-longitudinal")
DIAST VEL/SYST VEL	(MN-28,ESAOTE_P1, "Diastolic To Systolic Velocity Ratio")	(T-47040,SRT, "Artery of Lower Extremity") (T-47630,SRT, "Peroneal Artery")	(G-C171, SRT, "Laterality")=(G-A101,SRT, "Left") (121401, DCM, "Derivation")=(R-41D2D,SRT, "Calculated") (G-A1F8, SRT, "Topographical Modifier")=(G-A188,SRT, "Mid-longitudinal")
L PeA DISTAL			
L PeA DIS PS VEL	(11726-7,LN, "Peak Systolic Velocity")	(T-47040,SRT, "Artery of Lower Extremity") (T-47630,SRT, "Peroneal Artery")	(G-C171, SRT, "Laterality")=(G-A101,SRT, "Left") (121401, DCM, "Derivation")=(R-00355,SRT, "Point source measurement") (G-A1F8, SRT, "Topographical Modifier")=(G-A119,SRT, "Distal")
L PeA DIS ED VEL	(11653-3,LN, "End Diastolic Velocity")	(T-47040,SRT, "Artery of Lower Extremity") (T-47630,SRT, "Peroneal Artery")	(G-C171, SRT, "Laterality")=(G-A101,SRT, "Left") (121401, DCM, "Derivation")=(R-00355,SRT, "Point source measurement") (G-A1F8, SRT, "Topographical Modifier")=(G-A119,SRT, "Distal")
L PeA DIS FVI			
FVI	(20354-7,LN, "Velocity Time Integral")	(T-47040,SRT, "Artery of Lower Extremity") (T-47630,SRT, "Peroneal Artery")	(G-C171, SRT, "Laterality")=(G-A101,SRT, "Left") (121401, DCM, "Derivation")=(R-41D2D,SRT, "Calculated") (G-A1F8, SRT, "Topographical Modifier")=(G-A119,SRT, "Distal")
PULSATILITY INDEX	(12008-9,LN, "Pulsatility Index")	(T-47040,SRT, "Artery of Lower Extremity") (T-47630,SRT, "Peroneal Artery")	(G-C171, SRT, "Laterality")=(G-A101,SRT, "Left") (121401, DCM, "Derivation")=(R-41D2D,SRT, "Calculated") (G-A1F8, SRT, "Topographical Modifier")=(G-A119,SRT, "Distal")
RESISTIVE INDEX	(12023-8,LN, "Resistivity Index")	(T-47040,SRT, "Artery of Lower Extremity") (T-47630,SRT, "Peroneal Artery")	(G-C171, SRT, "Laterality")=(G-A101,SRT, "Left") (121401, DCM, "Derivation")=(R-41D2D,SRT, "Calculated") (G-A1F8, SRT, "Topographical Modifier")=(G-A119,SRT, "Distal")
PEAK VELOCITY	(11726-7,LN, "Peak Systolic Velocity")	(T-47040,SRT, "Artery of Lower Extremity") (T-47630,SRT, "Peroneal Artery")	(G-C171, SRT, "Laterality")=(G-A101,SRT, "Left") (121401, DCM, "Derivation")=(R-41D2D,SRT, "Calculated") (G-A1F8, SRT, "Topographical Modifier")=(G-A119,SRT, "Distal")
MEAN VELOCITY	(MN-25,ESAOTE_P1, "Time Averaged Velocity")	(T-47040,SRT, "Artery of Lower Extremity") (T-47630,SRT, "Peroneal Artery")	(G-C171, SRT, "Laterality")=(G-A101,SRT, "Left") (121401, DCM, "Derivation")=(R-41D2D,SRT, "Calculated") (G-A1F8, SRT, "Topographical Modifier")=(G-A119,SRT, "Distal")
REVERSE VELOCITY	(MN-27,ESAOTE_P1, "Reverse Velocity")	(T-47040,SRT, "Artery of Lower Extremity") (T-47630,SRT, "Peroneal Artery")	(G-C171, SRT, "Laterality")=(G-A101,SRT, "Left") (121401, DCM, "Derivation")=(R-41D2D,SRT, "Calculated") (G-A1F8, SRT, "Topographical Modifier")=(G-A119,SRT, "Distal")
DIASTOLIC VELOCITY	(11653-3,LN, "End Diastolic Velocity")	(T-47040,SRT, "Artery of Lower Extremity") (T-47630,SRT, "Peroneal Artery")	(G-C171, SRT, "Laterality")=(G-A101,SRT, "Left") (121401, DCM, "Derivation")=(R-41D2D,SRT, "Calculated") (G-A1F8, SRT, "Topographical Modifier")=(G-A119,SRT, "Distal")
PEAK GRADIENT	(20247-3,LN, "Peak Gradient")	(T-47040,SRT, "Artery of Lower Extremity") (T-47630,SRT,	(G-C171, SRT, "Laterality")=(G-A101,SRT, "Left") (121401, DCM, "Derivation")=(R-41D2D,SRT, "Calculated") (G-A1F8, SRT, "Topographical Modifier")=(G-A119,SRT, "Distal")

ESAOTE MEASURE	BASE MEAS. CONCEPT NAME	SECTION	CONCEPT OR ACQUISITION CONTEXT MODIFIERS
		"Peroneal Artery")	
MEAN GRADIENT	(20256-4, LN, "Mean Gradient")	(T-47040, SRT, "Artery of Lower Extremity") (T-47630, SRT, "Peroneal Artery")	(G-C171, SRT, "Laterality")=(G-A101, SRT, "Left") (121401, DCM, "Derivation")=(R-41D2D, SRT, "Calculated") (G-A1F8, SRT, "Topographical Modifier")=(G-A119, SRT, "Distal")
ACCELERATION	(MN-04, ESAOTE_P1, "Acceleration")	(T-47040, SRT, "Artery of Lower Extremity") (T-47630, SRT, "Peroneal Artery")	(G-C171, SRT, "Laterality")=(G-A101, SRT, "Left") (121401, DCM, "Derivation")=(R-41D2D, SRT, "Calculated") (G-A1F8, SRT, "Topographical Modifier")=(G-A119, SRT, "Distal")
ACCELERATION TIME	(20168-1, LN, "Acceleration Time")	(T-47040, SRT, "Artery of Lower Extremity") (T-47630, SRT, "Peroneal Artery")	(G-C171, SRT, "Laterality")=(G-A101, SRT, "Left") (121401, DCM, "Derivation")=(R-41D2D, SRT, "Calculated") (G-A1F8, SRT, "Topographical Modifier")=(G-A119, SRT, "Distal")
SYST VEL/DIAST VEL	(12144-2, LN, "Systolic to Diastolic Velocity Ratio")	(T-47040, SRT, "Artery of Lower Extremity") (T-47630, SRT, "Peroneal Artery")	(G-C171, SRT, "Laterality")=(G-A101, SRT, "Left") (121401, DCM, "Derivation")=(R-41D2D, SRT, "Calculated") (G-A1F8, SRT, "Topographical Modifier")=(G-A119, SRT, "Distal")
DIAST VEL/SYST VEL	(MN-28, ESAOTE_P1, "Diastolic To Systolic Velocity Ratio")	(T-47040, SRT, "Artery of Lower Extremity") (T-47630, SRT, "Peroneal Artery")	(G-C171, SRT, "Laterality")=(G-A101, SRT, "Left") (121401, DCM, "Derivation")=(R-41D2D, SRT, "Calculated") (G-A1F8, SRT, "Topographical Modifier")=(G-A119, SRT, "Distal")
L DORSALIS PEDIS ART			
L DPA PEAK SYS VEL	(11726-7, LN, "Peak Systolic Velocity")	(T-47040, SRT, "Artery of Lower Extremity") (T-47741, SRT, "Dorsalis Pedis Artery")	(G-C171, SRT, "Laterality")=(G-A101, SRT, "Left") (121401, DCM, "Derivation")=(R-00355, SRT, "Point source measurement")
L DPA ENDDIAST VEL	(11653-3, LN, "End Diastolic Velocity")	(T-47040, SRT, "Artery of Lower Extremity") (T-47741, SRT, "Dorsalis Pedis Artery")	(G-C171, SRT, "Laterality")=(G-A101, SRT, "Left") (121401, DCM, "Derivation")=(R-00355, SRT, "Point source measurement")
L DPA FVI			
FVI	(20354-7, LN, "Velocity Time Integral")	(T-47040, SRT, "Artery of Lower Extremity") (T-47741, SRT, "Dorsalis Pedis Artery")	(G-C171, SRT, "Laterality")=(G-A101, SRT, "Left") (121401, DCM, "Derivation")=(R-41D2D, SRT, "Calculated")
PULSATILITY INDEX	(12008-9, LN, "Pulsatility Index")	(T-47040, SRT, "Artery of Lower Extremity") (T-47741, SRT, "Dorsalis Pedis Artery")	(G-C171, SRT, "Laterality")=(G-A101, SRT, "Left") (121401, DCM, "Derivation")=(R-41D2D, SRT, "Calculated")
RESISTIVE INDEX	(12023-8, LN, "Resistivity Index")	(T-47040, SRT, "Artery of Lower Extremity") (T-47741, SRT, "Dorsalis Pedis Artery")	(G-C171, SRT, "Laterality")=(G-A101, SRT, "Left") (121401, DCM, "Derivation")=(R-41D2D, SRT, "Calculated")
PEAK VELOCITY	(11726-7, LN, "Peak Systolic Velocity")	(T-47040, SRT, "Artery of Lower Extremity") (T-47741, SRT, "Dorsalis Pedis Artery")	(G-C171, SRT, "Laterality")=(G-A101, SRT, "Left") (121401, DCM, "Derivation")=(R-41D2D, SRT, "Calculated")

<i>ESAOTE MEASURE</i>	<i>BASE MEAS. CONCEPT NAME</i>	<i>SECTION</i>	<i>CONCEPT OR ACQUISITION CONTEXT MODIFIERS</i>
		Artery")	
MEAN VELOCITY	(MN-25,ESAOTE_P1, "Time Averaged Velocity")	(T-47040,SRT, "Artery of Lower Extremity") (T-47741,SRT, "Dorsalis Pedis Artery")	(G-C171, SRT, "Laterality")=(G-A101,SRT, "Left") (121401, DCM, "Derivation")=(R-41D2D,SRT, "Calculated")
REVERSE VELOCITY	(MN-27,ESAOTE_P1, "Reverse Velocity")	(T-47040,SRT, "Artery of Lower Extremity") (T-47741,SRT, "Dorsalis Pedis Artery")	(G-C171, SRT, "Laterality")=(G-A101,SRT, "Left") (121401, DCM, "Derivation")=(R-41D2D,SRT, "Calculated")
DIASTOLIC VELOCITY	(11653-3,LN, "End Diastolic Velocity")	(T-47040,SRT, "Artery of Lower Extremity") (T-47741,SRT, "Dorsalis Pedis Artery")	(G-C171, SRT, "Laterality")=(G-A101,SRT, "Left") (121401, DCM, "Derivation")=(R-41D2D,SRT, "Calculated")
PEAK GRADIENT	(20247-3,LN, "Peak Gradient")	(T-47040,SRT, "Artery of Lower Extremity") (T-47741,SRT, "Dorsalis Pedis Artery")	(G-C171, SRT, "Laterality")=(G-A101,SRT, "Left") (121401, DCM, "Derivation")=(R-41D2D,SRT, "Calculated")
MEAN GRADIENT	(20256-4,LN, "Mean Gradient")	(T-47040,SRT, "Artery of Lower Extremity") (T-47741,SRT, "Dorsalis Pedis Artery")	(G-C171, SRT, "Laterality")=(G-A101,SRT, "Left") (121401, DCM, "Derivation")=(R-41D2D,SRT, "Calculated")
ACCELERATION	(MN-04,ESAOTE_P1, "Acceleration")	(T-47040,SRT, "Artery of Lower Extremity") (T-47741,SRT, "Dorsalis Pedis Artery")	(G-C171, SRT, "Laterality")=(G-A101,SRT, "Left") (121401, DCM, "Derivation")=(R-41D2D,SRT, "Calculated")
ACCELERATION TIME	(20168-1,LN, "Acceleration Time")	(T-47040,SRT, "Artery of Lower Extremity") (T-47741,SRT, "Dorsalis Pedis Artery")	(G-C171, SRT, "Laterality")=(G-A101,SRT, "Left") (121401, DCM, "Derivation")=(R-41D2D,SRT, "Calculated")
SYST VEL/DIAST VEL	(12144-2,LN, "Systolic to Diastolic Velocity Ratio")	(T-47040,SRT, "Artery of Lower Extremity") (T-47741,SRT, "Dorsalis Pedis Artery")	(G-C171, SRT, "Laterality")=(G-A101,SRT, "Left") (121401, DCM, "Derivation")=(R-41D2D,SRT, "Calculated")
DIAST VEL/SYST VEL	(MN-28,ESAOTE_P1, "Diastolic To Systolic Velocity Ratio")	(T-47040,SRT, "Artery of Lower Extremity") (T-47741,SRT, "Dorsalis Pedis Artery")	(G-C171, SRT, "Laterality")=(G-A101,SRT, "Left") (121401, DCM, "Derivation")=(R-41D2D,SRT, "Calculated")
LU LIMBS			
L SCA PROXIMAL			
L SCA PROX PS VEL	(11726-7,LN, "Peak Systolic Velocity")	(T-47020,SRT, "Artery Of Upper Extremity") (T-46100,SRT, "Subclavian Artery")	(G-C171, SRT, "Laterality")=(G-A101,SRT, "Left") (121401, DCM, "Derivation")=(R-00355,SRT, "Point source measurement") (G-A1F8, SRT, "Topographical Modifier")=(G-A118,SRT, "Proximal")

ESAOTE MEASURE	BASE MEAS. CONCEPT NAME	SECTION	CONCEPT OR ACQUISITION CONTEXT MODIFIERS
L SCA PROX ED VEL	(11653-3, LN, "End Diastolic Velocity")	(T-47020, SRT, "Artery Of Upper Extremity") (T-46100, SRT, "Subclavian Artery")	(G-C171, SRT, "Laterality")=(G-A101, SRT, "Left") (121401, DCM, "Derivation")=(R-00355, SRT, "Point source measurement") (G-A1F8, SRT, "Topographical Modifier")=(G-A118, SRT, "Proximal")
L SCA PROX FVI			
FVI	(20354-7, LN, "Velocity Time Integral")	(T-47020, SRT, "Artery Of Upper Extremity") (T-46100, SRT, "Subclavian Artery")	(G-C171, SRT, "Laterality")=(G-A101, SRT, "Left") (121401, DCM, "Derivation")=(R-41D2D, SRT, "Calculated") (G-A1F8, SRT, "Topographical Modifier")=(G-A118, SRT, "Proximal")
PULSATILITY INDEX	(12008-9, LN, "Pulsatility Index")	(T-47020, SRT, "Artery Of Upper Extremity") (T-46100, SRT, "Subclavian Artery")	(G-C171, SRT, "Laterality")=(G-A101, SRT, "Left") (121401, DCM, "Derivation")=(R-41D2D, SRT, "Calculated") (G-A1F8, SRT, "Topographical Modifier")=(G-A118, SRT, "Proximal")
RESISTIVE INDEX	(12023-8, LN, "Resistivity Index")	(T-47020, SRT, "Artery Of Upper Extremity") (T-46100, SRT, "Subclavian Artery")	(G-C171, SRT, "Laterality")=(G-A101, SRT, "Left") (121401, DCM, "Derivation")=(R-41D2D, SRT, "Calculated") (G-A1F8, SRT, "Topographical Modifier")=(G-A118, SRT, "Proximal")
PEAK VELOCITY	(11726-7, LN, "Peak Systolic Velocity")	(T-47020, SRT, "Artery Of Upper Extremity") (T-46100, SRT, "Subclavian Artery")	(G-C171, SRT, "Laterality")=(G-A101, SRT, "Left") (121401, DCM, "Derivation")=(R-41D2D, SRT, "Calculated") (G-A1F8, SRT, "Topographical Modifier")=(G-A118, SRT, "Proximal")
MEAN VELOCITY	(MN-25, ESAOTE_P1, "Time Averaged Velocity")	(T-47020, SRT, "Artery Of Upper Extremity") (T-46100, SRT, "Subclavian Artery")	(G-C171, SRT, "Laterality")=(G-A101, SRT, "Left") (121401, DCM, "Derivation")=(R-41D2D, SRT, "Calculated") (G-A1F8, SRT, "Topographical Modifier")=(G-A118, SRT, "Proximal")
REVERSE VELOCITY	(MN-27, ESAOTE_P1, "Reverse Velocity")	(T-47020, SRT, "Artery Of Upper Extremity") (T-46100, SRT, "Subclavian Artery")	(G-C171, SRT, "Laterality")=(G-A101, SRT, "Left") (121401, DCM, "Derivation")=(R-41D2D, SRT, "Calculated") (G-A1F8, SRT, "Topographical Modifier")=(G-A118, SRT, "Proximal")
DIASTOLIC VELOCITY	(11653-3, LN, "End Diastolic Velocity")	(T-47020, SRT, "Artery Of Upper Extremity") (T-46100, SRT, "Subclavian Artery")	(G-C171, SRT, "Laterality")=(G-A101, SRT, "Left") (121401, DCM, "Derivation")=(R-41D2D, SRT, "Calculated") (G-A1F8, SRT, "Topographical Modifier")=(G-A118, SRT, "Proximal")
PEAK GRADIENT	(20247-3, LN, "Peak Gradient")	(T-47020, SRT, "Artery Of Upper Extremity") (T-46100, SRT, "Subclavian Artery")	(G-C171, SRT, "Laterality")=(G-A101, SRT, "Left") (121401, DCM, "Derivation")=(R-41D2D, SRT, "Calculated") (G-A1F8, SRT, "Topographical Modifier")=(G-A118, SRT, "Proximal")
MEAN GRADIENT	(20256-4, LN, "Mean Gradient")	(T-47020, SRT, "Artery Of Upper Extremity") (T-46100, SRT, "Subclavian Artery")	(G-C171, SRT, "Laterality")=(G-A101, SRT, "Left") (121401, DCM, "Derivation")=(R-41D2D, SRT, "Calculated") (G-A1F8, SRT, "Topographical Modifier")=(G-A118, SRT, "Proximal")
ACCELERATION	(MN-04, ESAOTE_P1, "Acceleration")	(T-47020, SRT, "Artery Of Upper Extremity") (T-46100, SRT,	(G-C171, SRT, "Laterality")=(G-A101, SRT, "Left") (121401, DCM, "Derivation")=(R-41D2D, SRT, "Calculated") (G-A1F8, SRT, "Topographical Modifier")=(G-A118, SRT, "Proximal")

ESAOTE MEASURE	BASE MEAS. CONCEPT NAME	SECTION	CONCEPT OR ACQUISITION CONTEXT MODIFIERS
		"Subclavian Artery")	
ACCELERATION TIME	(20168-1, LN, "Acceleration Time")	(T-47020, SRT, "Artery Of Upper Extremity") (T-46100, SRT, "Subclavian Artery")	(G-C171, SRT, "Laterality")=(G-A101, SRT, "Left") (121401, DCM, "Derivation")=(R-41D2D, SRT, "Calculated") (G-A1F8, SRT, "Topographical Modifier")=(G-A118, SRT, "Proximal")
SYST VEL/DIAST VEL	(12144-2, LN, "Systolic to Diastolic Velocity Ratio")	(T-47020, SRT, "Artery Of Upper Extremity") (T-46100, SRT, "Subclavian Artery")	(G-C171, SRT, "Laterality")=(G-A101, SRT, "Left") (121401, DCM, "Derivation")=(R-41D2D, SRT, "Calculated") (G-A1F8, SRT, "Topographical Modifier")=(G-A118, SRT, "Proximal")
DIAST VEL/SYST VEL	(MN-28, ESAOTE_P1, "Diastolic To Systolic Velocity Ratio")	(T-47020, SRT, "Artery Of Upper Extremity") (T-46100, SRT, "Subclavian Artery")	(G-C171, SRT, "Laterality")=(G-A101, SRT, "Left") (121401, DCM, "Derivation")=(R-41D2D, SRT, "Calculated") (G-A1F8, SRT, "Topographical Modifier")=(G-A118, SRT, "Proximal")
L SCA MID			
L SCA MID PS VEL	(11726-7, LN, "Peak Systolic Velocity")	(T-47020, SRT, "Artery Of Upper Extremity") (T-46100, SRT, "Subclavian Artery")	(G-C171, SRT, "Laterality")=(G-A101, SRT, "Left") (121401, DCM, "Derivation")=(R-00355, SRT, "Point source measurement") (G-A1F8, SRT, "Topographical Modifier")=(G-A188, SRT, "Mid-longitudinal")
L SCA MID ED VEL	(11653-3, LN, "End Diastolic Velocity")	(T-47020, SRT, "Artery Of Upper Extremity") (T-46100, SRT, "Subclavian Artery")	(G-C171, SRT, "Laterality")=(G-A101, SRT, "Left") (121401, DCM, "Derivation")=(R-00355, SRT, "Point source measurement") (G-A1F8, SRT, "Topographical Modifier")=(G-A188, SRT, "Mid-longitudinal")
L SCA MID FVI			
FVI	(20354-7, LN, "Velocity Time Integral")	(T-47020, SRT, "Artery Of Upper Extremity") (T-46100, SRT, "Subclavian Artery")	(G-C171, SRT, "Laterality")=(G-A101, SRT, "Left") (121401, DCM, "Derivation")=(R-41D2D, SRT, "Calculated") (G-A1F8, SRT, "Topographical Modifier")=(G-A188, SRT, "Mid-longitudinal")
PULSATILITY INDEX	(12008-9, LN, "Pulsatility Index")	(T-47020, SRT, "Artery Of Upper Extremity") (T-46100, SRT, "Subclavian Artery")	(G-C171, SRT, "Laterality")=(G-A101, SRT, "Left") (121401, DCM, "Derivation")=(R-41D2D, SRT, "Calculated") (G-A1F8, SRT, "Topographical Modifier")=(G-A188, SRT, "Mid-longitudinal")
RESISTIVE INDEX	(12023-8, LN, "Resistivity Index")	(T-47020, SRT, "Artery Of Upper Extremity") (T-46100, SRT, "Subclavian Artery")	(G-C171, SRT, "Laterality")=(G-A101, SRT, "Left") (121401, DCM, "Derivation")=(R-41D2D, SRT, "Calculated") (G-A1F8, SRT, "Topographical Modifier")=(G-A188, SRT, "Mid-longitudinal")
PEAK VELOCITY	(11726-7, LN, "Peak Systolic Velocity")	(T-47020, SRT, "Artery Of Upper Extremity") (T-46100, SRT, "Subclavian Artery")	(G-C171, SRT, "Laterality")=(G-A101, SRT, "Left") (121401, DCM, "Derivation")=(R-41D2D, SRT, "Calculated") (G-A1F8, SRT, "Topographical Modifier")=(G-A188, SRT, "Mid-longitudinal")
MEAN VELOCITY	(MN-25, ESAOTE_P1, "Time Averaged Velocity")	(T-47020, SRT, "Artery Of Upper Extremity") (T-46100, SRT, "Subclavian Artery")	(G-C171, SRT, "Laterality")=(G-A101, SRT, "Left") (121401, DCM, "Derivation")=(R-41D2D, SRT, "Calculated") (G-A1F8, SRT, "Topographical Modifier")=(G-A188, SRT, "Mid-longitudinal")

ESAOTE MEASURE	BASE MEAS. CONCEPT NAME	SECTION	CONCEPT OR ACQUISITION CONTEXT MODIFIERS
REVERSE VELOCITY	(MN-27,ESAOTE_P1, "Reverse Velocity")	(T-47020,SRT, "Artery Of Upper Extremity") (T-46100,SRT, "Subclavian Artery")	(G-C171, SRT, "Laterality")=(G-A101,SRT, "Left") (121401, DCM, "Derivation")=(R-41D2D,SRT, "Calculated") (G-A1F8, SRT, "Topographical Modifier")=(G-A188,SRT, "Mid-longitudinal")
DIASTOLIC VELOCITY	(11653-3,LN, "End Diastolic Velocity")	(T-47020,SRT, "Artery Of Upper Extremity") (T-46100,SRT, "Subclavian Artery")	(G-C171, SRT, "Laterality")=(G-A101,SRT, "Left") (121401, DCM, "Derivation")=(R-41D2D,SRT, "Calculated") (G-A1F8, SRT, "Topographical Modifier")=(G-A188,SRT, "Mid-longitudinal")
PEAK GRADIENT	(20247-3,LN, "Peak Gradient")	(T-47020,SRT, "Artery Of Upper Extremity") (T-46100,SRT, "Subclavian Artery")	(G-C171, SRT, "Laterality")=(G-A101,SRT, "Left") (121401, DCM, "Derivation")=(R-41D2D,SRT, "Calculated") (G-A1F8, SRT, "Topographical Modifier")=(G-A188,SRT, "Mid-longitudinal")
MEAN GRADIENT	(20256-4,LN, "Mean Gradient")	(T-47020,SRT, "Artery Of Upper Extremity") (T-46100,SRT, "Subclavian Artery")	(G-C171, SRT, "Laterality")=(G-A101,SRT, "Left") (121401, DCM, "Derivation")=(R-41D2D,SRT, "Calculated") (G-A1F8, SRT, "Topographical Modifier")=(G-A188,SRT, "Mid-longitudinal")
ACCELERATION	(MN-04,ESAOTE_P1, "Acceleration")	(T-47020,SRT, "Artery Of Upper Extremity") (T-46100,SRT, "Subclavian Artery")	(G-C171, SRT, "Laterality")=(G-A101,SRT, "Left") (121401, DCM, "Derivation")=(R-41D2D,SRT, "Calculated") (G-A1F8, SRT, "Topographical Modifier")=(G-A188,SRT, "Mid-longitudinal")
ACCELERATION TIME	(20168-1,LN, "Acceleration Time")	(T-47020,SRT, "Artery Of Upper Extremity") (T-46100,SRT, "Subclavian Artery")	(G-C171, SRT, "Laterality")=(G-A101,SRT, "Left") (121401, DCM, "Derivation")=(R-41D2D,SRT, "Calculated") (G-A1F8, SRT, "Topographical Modifier")=(G-A188,SRT, "Mid-longitudinal")
SYST VEL/DIAST VEL	(12144-2,LN, "Systolic to Diastolic Velocity Ratio")	(T-47020,SRT, "Artery Of Upper Extremity") (T-46100,SRT, "Subclavian Artery")	(G-C171, SRT, "Laterality")=(G-A101,SRT, "Left") (121401, DCM, "Derivation")=(R-41D2D,SRT, "Calculated") (G-A1F8, SRT, "Topographical Modifier")=(G-A188,SRT, "Mid-longitudinal")
DIAST VEL/SYST VEL	(MN-28,ESAOTE_P1, "Diastolic To Systolic Velocity Ratio")	(T-47020,SRT, "Artery Of Upper Extremity") (T-46100,SRT, "Subclavian Artery")	(G-C171, SRT, "Laterality")=(G-A101,SRT, "Left") (121401, DCM, "Derivation")=(R-41D2D,SRT, "Calculated") (G-A1F8, SRT, "Topographical Modifier")=(G-A188,SRT, "Mid-longitudinal")
L SCA DISTAL			
L SCA DIS PS VEL	(11726-7,LN, "Peak Systolic Velocity")	(T-47020,SRT, "Artery Of Upper Extremity") (T-46100,SRT, "Subclavian Artery")	(G-C171, SRT, "Laterality")=(G-A101,SRT, "Left") (121401, DCM, "Derivation")=(R-00355,SRT, "Point source measurement") (G-A1F8, SRT, "Topographical Modifier")=(G-A119,SRT, "Distal")
L SCA DIS ED VEL	(11653-3,LN, "End Diastolic Velocity")	(T-47020,SRT, "Artery Of Upper Extremity") (T-46100,SRT, "Subclavian Artery")	(G-C171, SRT, "Laterality")=(G-A101,SRT, "Left") (121401, DCM, "Derivation")=(R-00355,SRT, "Point source measurement") (G-A1F8, SRT, "Topographical Modifier")=(G-A119,SRT, "Distal")
L SCA DIS FVI			
FVI	(20354-7,LN, "Velocity Time")	(T-47020,SRT, "Artery Of Upper	(G-C171, SRT, "Laterality")=(G-A101,SRT, "Left") (121401, DCM, "Derivation")=(R-41D2D,SRT, "Calculated")

<i>ESAOTE MEASURE</i>	<i>BASE MEAS. CONCEPT NAME</i>	<i>SECTION</i>	<i>CONCEPT OR ACQUISITION CONTEXT MODIFIERS</i>
	Integral")	Extremity") (T-46100,SRT, "Subclavian Artery")	(G-A1F8, SRT, "Topographical Modifier")=(G-A119,SRT, "Distal")
PULSATILITY INDEX	(12008-9,LN, "Pulsatility Index")	(T-47020,SRT, "Artery Of Upper Extremity") (T-46100,SRT, "Subclavian Artery")	(G-C171, SRT, "Laterality")=(G-A101,SRT, "Left") (121401, DCM, "Derivation")=(R-41D2D,SRT, "Calculated") (G-A1F8, SRT, "Topographical Modifier")=(G-A119,SRT, "Distal")
RESISTIVE INDEX	(12023-8,LN, "Resistivity Index")	(T-47020,SRT, "Artery Of Upper Extremity") (T-46100,SRT, "Subclavian Artery")	(G-C171, SRT, "Laterality")=(G-A101,SRT, "Left") (121401, DCM, "Derivation")=(R-41D2D,SRT, "Calculated") (G-A1F8, SRT, "Topographical Modifier")=(G-A119,SRT, "Distal")
PEAK VELOCITY	(11726-7,LN, "Peak Systolic Velocity")	(T-47020,SRT, "Artery Of Upper Extremity") (T-46100,SRT, "Subclavian Artery")	(G-C171, SRT, "Laterality")=(G-A101,SRT, "Left") (121401, DCM, "Derivation")=(R-41D2D,SRT, "Calculated") (G-A1F8, SRT, "Topographical Modifier")=(G-A119,SRT, "Distal")
MEAN VELOCITY	(MN- 25,ESAOTE_P1, "Time Averaged Velocity")	(T-47020,SRT, "Artery Of Upper Extremity") (T-46100,SRT, "Subclavian Artery")	(G-C171, SRT, "Laterality")=(G-A101,SRT, "Left") (121401, DCM, "Derivation")=(R-41D2D,SRT, "Calculated") (G-A1F8, SRT, "Topographical Modifier")=(G-A119,SRT, "Distal")
REVERSE VELOCITY	(MN- 27,ESAOTE_P1, "Reverse Velocity")	(T-47020,SRT, "Artery Of Upper Extremity") (T-46100,SRT, "Subclavian Artery")	(G-C171, SRT, "Laterality")=(G-A101,SRT, "Left") (121401, DCM, "Derivation")=(R-41D2D,SRT, "Calculated") (G-A1F8, SRT, "Topographical Modifier")=(G-A119,SRT, "Distal")
DIASTOLIC VELOCITY	(11653-3,LN, "End Diastolic Velocity")	(T-47020,SRT, "Artery Of Upper Extremity") (T-46100,SRT, "Subclavian Artery")	(G-C171, SRT, "Laterality")=(G-A101,SRT, "Left") (121401, DCM, "Derivation")=(R-41D2D,SRT, "Calculated") (G-A1F8, SRT, "Topographical Modifier")=(G-A119,SRT, "Distal")
PEAK GRADIENT	(20247-3,LN, "Peak Gradient")	(T-47020,SRT, "Artery Of Upper Extremity") (T-46100,SRT, "Subclavian Artery")	(G-C171, SRT, "Laterality")=(G-A101,SRT, "Left") (121401, DCM, "Derivation")=(R-41D2D,SRT, "Calculated") (G-A1F8, SRT, "Topographical Modifier")=(G-A119,SRT, "Distal")
MEAN GRADIENT	(20256-4,LN, "Mean Gradient")	(T-47020,SRT, "Artery Of Upper Extremity") (T-46100,SRT, "Subclavian Artery")	(G-C171, SRT, "Laterality")=(G-A101,SRT, "Left") (121401, DCM, "Derivation")=(R-41D2D,SRT, "Calculated") (G-A1F8, SRT, "Topographical Modifier")=(G-A119,SRT, "Distal")
ACCELERATION	(MN- 04,ESAOTE_P1, "Acceleration")	(T-47020,SRT, "Artery Of Upper Extremity") (T-46100,SRT, "Subclavian Artery")	(G-C171, SRT, "Laterality")=(G-A101,SRT, "Left") (121401, DCM, "Derivation")=(R-41D2D,SRT, "Calculated") (G-A1F8, SRT, "Topographical Modifier")=(G-A119,SRT, "Distal")
ACCELERATION TIME	(20168-1,LN, "Acceleration Time")	(T-47020,SRT, "Artery Of Upper Extremity") (T-46100,SRT, "Subclavian Artery")	(G-C171, SRT, "Laterality")=(G-A101,SRT, "Left") (121401, DCM, "Derivation")=(R-41D2D,SRT, "Calculated") (G-A1F8, SRT, "Topographical Modifier")=(G-A119,SRT, "Distal")
SYST VEL/DIAST VEL	(12144-2,LN, "Systolic to	(T-47020,SRT, "Artery Of Upper	(G-C171, SRT, "Laterality")=(G-A101,SRT, "Left") (121401, DCM, "Derivation")=(R-41D2D,SRT, "Calculated")

ESAOTE MEASURE	BASE MEAS. CONCEPT NAME	SECTION	CONCEPT OR ACQUISITION CONTEXT MODIFIERS
	Diastolic Velocity Ratio")	Extremity") (T-46100,SRT, "Subclavian Artery")	(G-A1F8, SRT, "Topographical Modifier")=(G-A119,SRT, "Distal")
DIAST VEL/SYST VEL	(MN-28,ESAOTE_P1, "Diastolic To Systolic Velocity Ratio")	(T-47020,SRT, "Artery Of Upper Extremity") (T-46100,SRT, "Subclavian Artery")	(G-C171, SRT, "Laterality")=(G-A101,SRT, "Left") (121401, DCM, "Derivation")=(R-41D2D,SRT, "Calculated") (G-A1F8, SRT, "Topographical Modifier")=(G-A119,SRT, "Distal")
L AXILLARY ARTERY			
L AA PEAK SYS VEL	(11726-7,LN, "Peak Systolic Velocity")	(T-47020,SRT, "Artery Of Upper Extremity") (T-47100,SRT, "Axillary artery")	(G-C171, SRT, "Laterality")=(G-A101,SRT, "Left") (121401, DCM, "Derivation")=(R-00355,SRT, "Point source measurement")
L AA ENDDIAST VEL	(11653-3,LN, "End Diastolic Velocity")	(T-47020,SRT, "Artery Of Upper Extremity") (T-47100,SRT, "Axillary artery")	(G-C171, SRT, "Laterality")=(G-A101,SRT, "Left") (121401, DCM, "Derivation")=(R-00355,SRT, "Point source measurement")
L AA FVI			
FVI	(20354-7,LN, "Velocity Time Integral")	(T-47020,SRT, "Artery Of Upper Extremity") (T-47100,SRT, "Axillary artery")	(G-C171, SRT, "Laterality")=(G-A101,SRT, "Left") (121401, DCM, "Derivation")=(R-41D2D,SRT, "Calculated")
PULSATILITY INDEX	(12008-9,LN, "Pulsatility Index")	(T-47020,SRT, "Artery Of Upper Extremity") (T-47100,SRT, "Axillary artery")	(G-C171, SRT, "Laterality")=(G-A101,SRT, "Left") (121401, DCM, "Derivation")=(R-41D2D,SRT, "Calculated")
RESISTIVE INDEX	(12023-8,LN, "Resistivity Index")	(T-47020,SRT, "Artery Of Upper Extremity") (T-47100,SRT, "Axillary artery")	(G-C171, SRT, "Laterality")=(G-A101,SRT, "Left") (121401, DCM, "Derivation")=(R-41D2D,SRT, "Calculated")
PEAK VELOCITY	(11726-7,LN, "Peak Systolic Velocity")	(T-47020,SRT, "Artery Of Upper Extremity") (T-47100,SRT, "Axillary artery")	(G-C171, SRT, "Laterality")=(G-A101,SRT, "Left") (121401, DCM, "Derivation")=(R-41D2D,SRT, "Calculated")
MEAN VELOCITY	(MN-25,ESAOTE_P1, "Time Averaged Velocity")	(T-47020,SRT, "Artery Of Upper Extremity") (T-47100,SRT, "Axillary artery")	(G-C171, SRT, "Laterality")=(G-A101,SRT, "Left") (121401, DCM, "Derivation")=(R-41D2D,SRT, "Calculated")
REVERSE VELOCITY	(MN-27,ESAOTE_P1, "Reverse Velocity")	(T-47020,SRT, "Artery Of Upper Extremity") (T-47100,SRT, "Axillary artery")	(G-C171, SRT, "Laterality")=(G-A101,SRT, "Left") (121401, DCM, "Derivation")=(R-41D2D,SRT, "Calculated")
DIASTOLIC VELOCITY	(11653-3,LN, "End Diastolic Velocity")	(T-47020,SRT, "Artery Of Upper Extremity") (T-47100,SRT, "Axillary artery")	(G-C171, SRT, "Laterality")=(G-A101,SRT, "Left") (121401, DCM, "Derivation")=(R-41D2D,SRT, "Calculated")
PEAK GRADIENT	(20247-3,LN, "Peak Gradient")	(T-47020,SRT, "Artery Of Upper Extremity") (T-47100,SRT, "Axillary artery")	(G-C171, SRT, "Laterality")=(G-A101,SRT, "Left") (121401, DCM, "Derivation")=(R-41D2D,SRT, "Calculated")

<i>ESAOTE MEASURE</i>	<i>BASE MEAS. CONCEPT NAME</i>	<i>SECTION</i>	<i>CONCEPT OR ACQUISITION CONTEXT MODIFIERS</i>
MEAN GRADIENT	(20256-4, LN, "Mean Gradient")	(T-47020, SRT, "Artery Of Upper Extremity") (T-47100, SRT, "Axillary artery")	(G-C171, SRT, "Laterality")=(G-A101, SRT, "Left") (121401, DCM, "Derivation")=(R-41D2D, SRT, "Calculated")
ACCELERATION	(MN-04, ESAOTE_P1, "Acceleration")	(T-47020, SRT, "Artery Of Upper Extremity") (T-47100, SRT, "Axillary artery")	(G-C171, SRT, "Laterality")=(G-A101, SRT, "Left") (121401, DCM, "Derivation")=(R-41D2D, SRT, "Calculated")
ACCELERATION TIME	(20168-1, LN, "Acceleration Time")	(T-47020, SRT, "Artery Of Upper Extremity") (T-47100, SRT, "Axillary artery")	(G-C171, SRT, "Laterality")=(G-A101, SRT, "Left") (121401, DCM, "Derivation")=(R-41D2D, SRT, "Calculated")
SYST VEL/DIAST VEL	(12144-2, LN, "Systolic to Diastolic Velocity Ratio")	(T-47020, SRT, "Artery Of Upper Extremity") (T-47100, SRT, "Axillary artery")	(G-C171, SRT, "Laterality")=(G-A101, SRT, "Left") (121401, DCM, "Derivation")=(R-41D2D, SRT, "Calculated")
DIAST VEL/SYST VEL	(MN-28, ESAOTE_P1, "Diastolic To Systolic Velocity Ratio")	(T-47020, SRT, "Artery Of Upper Extremity") (T-47100, SRT, "Axillary artery")	(G-C171, SRT, "Laterality")=(G-A101, SRT, "Left") (121401, DCM, "Derivation")=(R-41D2D, SRT, "Calculated")
L BA PROX			
L BA PROX PS VEL	(11726-7, LN, "Peak Systolic Velocity")	(T-47020, SRT, "Artery Of Upper Extremity") (T-47160, SRT, "Brachial artery")	(G-C171, SRT, "Laterality")=(G-A101, SRT, "Left") (121401, DCM, "Derivation")=(R-00355, SRT, "Point source measurement") (G-A1F8, SRT, "Topographical Modifier")=(G-A118, SRT, "Proximal")
L BA PROX TD VEL	(11653-3, LN, "End Diastolic Velocity")	(T-47020, SRT, "Artery Of Upper Extremity") (T-47160, SRT, "Brachial artery")	(G-C171, SRT, "Laterality")=(G-A101, SRT, "Left") (121401, DCM, "Derivation")=(R-00355, SRT, "Point source measurement") (G-A1F8, SRT, "Topographical Modifier")=(G-A118, SRT, "Proximal")
L BA PROX FVI			
FVI	(20354-7, LN, "Velocity Time Integral")	(T-47020, SRT, "Artery Of Upper Extremity") (T-47160, SRT, "Brachial artery")	(G-C171, SRT, "Laterality")=(G-A101, SRT, "Left") (121401, DCM, "Derivation")=(R-41D2D, SRT, "Calculated") (G-A1F8, SRT, "Topographical Modifier")=(G-A118, SRT, "Proximal")
PULSATILITY INDEX	(12008-9, LN, "Pulsatility Index")	(T-47020, SRT, "Artery Of Upper Extremity") (T-47160, SRT, "Brachial artery")	(G-C171, SRT, "Laterality")=(G-A101, SRT, "Left") (121401, DCM, "Derivation")=(R-41D2D, SRT, "Calculated") (G-A1F8, SRT, "Topographical Modifier")=(G-A118, SRT, "Proximal")
RESISTIVE INDEX	(12023-8, LN, "Resistivity Index")	(T-47020, SRT, "Artery Of Upper Extremity") (T-47160, SRT, "Brachial artery")	(G-C171, SRT, "Laterality")=(G-A101, SRT, "Left") (121401, DCM, "Derivation")=(R-41D2D, SRT, "Calculated") (G-A1F8, SRT, "Topographical Modifier")=(G-A118, SRT, "Proximal")
PEAK VELOCITY	(11726-7, LN, "Peak Systolic Velocity")	(T-47020, SRT, "Artery Of Upper Extremity") (T-47160, SRT, "Brachial artery")	(G-C171, SRT, "Laterality")=(G-A101, SRT, "Left") (121401, DCM, "Derivation")=(R-41D2D, SRT, "Calculated") (G-A1F8, SRT, "Topographical Modifier")=(G-A118, SRT, "Proximal")
MEAN VELOCITY	(MN-25, ESAOTE_P1, "Time Averaged Velocity")	(T-47020, SRT, "Artery Of Upper Extremity") (T-47160, SRT, "Brachial artery")	(G-C171, SRT, "Laterality")=(G-A101, SRT, "Left") (121401, DCM, "Derivation")=(R-41D2D, SRT, "Calculated") (G-A1F8, SRT, "Topographical Modifier")=(G-A118, SRT, "Proximal")

<i>ESAOTE MEASURE</i>	<i>BASE MEAS. CONCEPT NAME</i>	<i>SECTION</i>	<i>CONCEPT OR ACQUISITION CONTEXT MODIFIERS</i>
REVERSE VELOCITY	(MN-27,ESAOTE_P1, "Reverse Velocity")	(T-47020,SRT, "Artery Of Upper Extremity") (T-47160,SRT, "Brachial artery")	(G-C171, SRT, "Laterality")=(G-A101,SRT, "Left") (121401, DCM, "Derivation")=(R-41D2D,SRT, "Calculated") (G-A1F8, SRT, "Topographical Modifier")=(G-A118,SRT, "Proximal")
DIASTOLIC VELOCITY	(11653-3,LN, "End Diastolic Velocity")	(T-47020,SRT, "Artery Of Upper Extremity") (T-47160,SRT, "Brachial artery")	(G-C171, SRT, "Laterality")=(G-A101,SRT, "Left") (121401, DCM, "Derivation")=(R-41D2D,SRT, "Calculated") (G-A1F8, SRT, "Topographical Modifier")=(G-A118,SRT, "Proximal")
PEAK GRADIENT	(20247-3,LN, "Peak Gradient")	(T-47020,SRT, "Artery Of Upper Extremity") (T-47160,SRT, "Brachial artery")	(G-C171, SRT, "Laterality")=(G-A101,SRT, "Left") (121401, DCM, "Derivation")=(R-41D2D,SRT, "Calculated") (G-A1F8, SRT, "Topographical Modifier")=(G-A118,SRT, "Proximal")
MEAN GRADIENT	(20256-4,LN, "Mean Gradient")	(T-47020,SRT, "Artery Of Upper Extremity") (T-47160,SRT, "Brachial artery")	(G-C171, SRT, "Laterality")=(G-A101,SRT, "Left") (121401, DCM, "Derivation")=(R-41D2D,SRT, "Calculated") (G-A1F8, SRT, "Topographical Modifier")=(G-A118,SRT, "Proximal")
ACCELERATION	(MN-04,ESAOTE_P1, "Acceleration")	(T-47020,SRT, "Artery Of Upper Extremity") (T-47160,SRT, "Brachial artery")	(G-C171, SRT, "Laterality")=(G-A101,SRT, "Left") (121401, DCM, "Derivation")=(R-41D2D,SRT, "Calculated") (G-A1F8, SRT, "Topographical Modifier")=(G-A118,SRT, "Proximal")
ACCELERATION TIME	(20168-1,LN, "Acceleration Time")	(T-47020,SRT, "Artery Of Upper Extremity") (T-47160,SRT, "Brachial artery")	(G-C171, SRT, "Laterality")=(G-A101,SRT, "Left") (121401, DCM, "Derivation")=(R-41D2D,SRT, "Calculated") (G-A1F8, SRT, "Topographical Modifier")=(G-A118,SRT, "Proximal")
SYST VEL/DIAST VEL	(12144-2,LN, "Systolic to Diastolic Velocity Ratio")	(T-47020,SRT, "Artery Of Upper Extremity") (T-47160,SRT, "Brachial artery")	(G-C171, SRT, "Laterality")=(G-A101,SRT, "Left") (121401, DCM, "Derivation")=(R-41D2D,SRT, "Calculated") (G-A1F8, SRT, "Topographical Modifier")=(G-A118,SRT, "Proximal")
DIAST VEL/SYST VEL	(MN-28,ESAOTE_P1, "Diastolic To Systolic Velocity Ratio")	(T-47020,SRT, "Artery Of Upper Extremity") (T-47160,SRT, "Brachial artery")	(G-C171, SRT, "Laterality")=(G-A101,SRT, "Left") (121401, DCM, "Derivation")=(R-41D2D,SRT, "Calculated") (G-A1F8, SRT, "Topographical Modifier")=(G-A118,SRT, "Proximal")
L BA MID			
L BA MID PS VEL	(11726-7,LN, "Peak Systolic Velocity")	(T-47020,SRT, "Artery Of Upper Extremity") (T-47160,SRT, "Brachial artery")	(G-C171, SRT, "Laterality")=(G-A101,SRT, "Left") (121401, DCM, "Derivation")=(R-00355,SRT, "Point source measurement") (G-A1F8, SRT, "Topographical Modifier")=(G-A188,SRT, "Mid-longitudinal")
L BA MID TD VEL	(11653-3,LN, "End Diastolic Velocity")	(T-47020,SRT, "Artery Of Upper Extremity") (T-47160,SRT, "Brachial artery")	(G-C171, SRT, "Laterality")=(G-A101,SRT, "Left") (121401, DCM, "Derivation")=(R-00355,SRT, "Point source measurement") (G-A1F8, SRT, "Topographical Modifier")=(G-A188,SRT, "Mid-longitudinal")
L BA MID FVI			
FVI	(20354-7,LN, "Velocity Time Integral")	(T-47020,SRT, "Artery Of Upper Extremity") (T-47160,SRT, "Brachial artery")	(G-C171, SRT, "Laterality")=(G-A101,SRT, "Left") (121401, DCM, "Derivation")=(R-41D2D,SRT, "Calculated") (G-A1F8, SRT, "Topographical Modifier")=(G-A188,SRT, "Mid-longitudinal")
PULSATILITY INDEX	(12008-9,LN, "Pulsatility Index")	(T-47020,SRT, "Artery Of Upper Extremity") (T-47160,SRT, "Brachial artery")	(G-C171, SRT, "Laterality")=(G-A101,SRT, "Left") (121401, DCM, "Derivation")=(R-41D2D,SRT, "Calculated") (G-A1F8, SRT, "Topographical Modifier")=(G-A188,SRT, "Mid-longitudinal")

<i>ESAOTE MEASURE</i>	<i>BASE MEAS. CONCEPT NAME</i>	<i>SECTION</i>	<i>CONCEPT OR ACQUISITION CONTEXT MODIFIERS</i>
RESISTIVE INDEX	(12023-8, LN, "Resistivity Index")	(T-47020, SRT, "Artery Of Upper Extremity") (T-47160, SRT, "Brachial artery")	(G-C171, SRT, "Laterality")=(G-A101, SRT, "Left") (121401, DCM, "Derivation")=(R-41D2D, SRT, "Calculated") (G-A1F8, SRT, "Topographical Modifier")=(G-A188, SRT, "Mid-longitudinal")
PEAK VELOCITY	(11726-7, LN, "Peak Systolic Velocity")	(T-47020, SRT, "Artery Of Upper Extremity") (T-47160, SRT, "Brachial artery")	(G-C171, SRT, "Laterality")=(G-A101, SRT, "Left") (121401, DCM, "Derivation")=(R-41D2D, SRT, "Calculated") (G-A1F8, SRT, "Topographical Modifier")=(G-A188, SRT, "Mid-longitudinal")
MEAN VELOCITY	(MN-25, ESAOTE_P1, "Time Averaged Velocity")	(T-47020, SRT, "Artery Of Upper Extremity") (T-47160, SRT, "Brachial artery")	(G-C171, SRT, "Laterality")=(G-A101, SRT, "Left") (121401, DCM, "Derivation")=(R-41D2D, SRT, "Calculated") (G-A1F8, SRT, "Topographical Modifier")=(G-A188, SRT, "Mid-longitudinal")
REVERSE VELOCITY	(MN-27, ESAOTE_P1, "Reverse Velocity")	(T-47020, SRT, "Artery Of Upper Extremity") (T-47160, SRT, "Brachial artery")	(G-C171, SRT, "Laterality")=(G-A101, SRT, "Left") (121401, DCM, "Derivation")=(R-41D2D, SRT, "Calculated") (G-A1F8, SRT, "Topographical Modifier")=(G-A188, SRT, "Mid-longitudinal")
DIASTOLIC VELOCITY	(11653-3, LN, "End Diastolic Velocity")	(T-47020, SRT, "Artery Of Upper Extremity") (T-47160, SRT, "Brachial artery")	(G-C171, SRT, "Laterality")=(G-A101, SRT, "Left") (121401, DCM, "Derivation")=(R-41D2D, SRT, "Calculated") (G-A1F8, SRT, "Topographical Modifier")=(G-A188, SRT, "Mid-longitudinal")
PEAK GRADIENT	(20247-3, LN, "Peak Gradient")	(T-47020, SRT, "Artery Of Upper Extremity") (T-47160, SRT, "Brachial artery")	(G-C171, SRT, "Laterality")=(G-A101, SRT, "Left") (121401, DCM, "Derivation")=(R-41D2D, SRT, "Calculated") (G-A1F8, SRT, "Topographical Modifier")=(G-A188, SRT, "Mid-longitudinal")
MEAN GRADIENT	(20256-4, LN, "Mean Gradient")	(T-47020, SRT, "Artery Of Upper Extremity") (T-47160, SRT, "Brachial artery")	(G-C171, SRT, "Laterality")=(G-A101, SRT, "Left") (121401, DCM, "Derivation")=(R-41D2D, SRT, "Calculated") (G-A1F8, SRT, "Topographical Modifier")=(G-A188, SRT, "Mid-longitudinal")
ACCELERATION	(MN-04, ESAOTE_P1, "Acceleration")	(T-47020, SRT, "Artery Of Upper Extremity") (T-47160, SRT, "Brachial artery")	(G-C171, SRT, "Laterality")=(G-A101, SRT, "Left") (121401, DCM, "Derivation")=(R-41D2D, SRT, "Calculated") (G-A1F8, SRT, "Topographical Modifier")=(G-A188, SRT, "Mid-longitudinal")
ACCELERATION TIME	(20168-1, LN, "Acceleration Time")	(T-47020, SRT, "Artery Of Upper Extremity") (T-47160, SRT, "Brachial artery")	(G-C171, SRT, "Laterality")=(G-A101, SRT, "Left") (121401, DCM, "Derivation")=(R-41D2D, SRT, "Calculated") (G-A1F8, SRT, "Topographical Modifier")=(G-A188, SRT, "Mid-longitudinal")
SYST VEL/DIAST VEL	(12144-2, LN, "Systolic to Diastolic Velocity Ratio")	(T-47020, SRT, "Artery Of Upper Extremity") (T-47160, SRT, "Brachial artery")	(G-C171, SRT, "Laterality")=(G-A101, SRT, "Left") (121401, DCM, "Derivation")=(R-41D2D, SRT, "Calculated") (G-A1F8, SRT, "Topographical Modifier")=(G-A188, SRT, "Mid-longitudinal")
DIAST VEL/SYST VEL	(MN-28, ESAOTE_P1, "Diastolic To Systolic Velocity Ratio")	(T-47020, SRT, "Artery Of Upper Extremity") (T-47160, SRT, "Brachial artery")	(G-C171, SRT, "Laterality")=(G-A101, SRT, "Left") (121401, DCM, "Derivation")=(R-41D2D, SRT, "Calculated") (G-A1F8, SRT, "Topographical Modifier")=(G-A188, SRT, "Mid-longitudinal")
L BA DISTAL			
L BA DIST PS VEL	(11726-7, LN, "Peak Systolic Velocity")	(T-47020, SRT, "Artery Of Upper Extremity") (T-47160, SRT, "Brachial artery")	(G-C171, SRT, "Laterality")=(G-A101, SRT, "Left") (121401, DCM, "Derivation")=(R-00355, SRT, "Point source measurement") (G-A1F8, SRT, "Topographical Modifier")=(G-A119, SRT, "Distal")
L BA DIST TD VEL	(11653-3, LN, "End Diastolic Velocity")	(T-47020, SRT, "Artery Of Upper Extremity")	(G-C171, SRT, "Laterality")=(G-A101, SRT, "Left") (121401, DCM, "Derivation")=(R-00355, SRT, "Point source measurement")

ESAOTE MEASURE	BASE MEAS. CONCEPT NAME	SECTION	CONCEPT OR ACQUISITION CONTEXT MODIFIERS
		(T-47160,SRT, "Brachial artery")	(G-A1F8, SRT, "Topographical Modifier")=(G-A119,SRT, "Distal")
L BA DIS FVI			
FVI	(20354-7,LN, "Velocity Time Integral")	(T-47020,SRT, "Artery Of Upper Extremity") (T-47160,SRT, "Brachial artery")	(G-C171, SRT, "Laterality")=(G-A101,SRT, "Left") (121401, DCM, "Derivation")=(R-41D2D,SRT, "Calculated") (G-A1F8, SRT, "Topographical Modifier")=(G-A119,SRT, "Distal")
PULSATILITY INDEX	(12008-9,LN, "Pulsatility Index")	(T-47020,SRT, "Artery Of Upper Extremity") (T-47160,SRT, "Brachial artery")	(G-C171, SRT, "Laterality")=(G-A101,SRT, "Left") (121401, DCM, "Derivation")=(R-41D2D,SRT, "Calculated") (G-A1F8, SRT, "Topographical Modifier")=(G-A119,SRT, "Distal")
RESISTIVE INDEX	(12023-8,LN, "Resistivity Index")	(T-47020,SRT, "Artery Of Upper Extremity") (T-47160,SRT, "Brachial artery")	(G-C171, SRT, "Laterality")=(G-A101,SRT, "Left") (121401, DCM, "Derivation")=(R-41D2D,SRT, "Calculated") (G-A1F8, SRT, "Topographical Modifier")=(G-A119,SRT, "Distal")
PEAK VELOCITY	(11726-7,LN, "Peak Systolic Velocity")	(T-47020,SRT, "Artery Of Upper Extremity") (T-47160,SRT, "Brachial artery")	(G-C171, SRT, "Laterality")=(G-A101,SRT, "Left") (121401, DCM, "Derivation")=(R-41D2D,SRT, "Calculated") (G-A1F8, SRT, "Topographical Modifier")=(G-A119,SRT, "Distal")
MEAN VELOCITY	(MN-25,ESAOTE_P1, "Time Averaged Velocity")	(T-47020,SRT, "Artery Of Upper Extremity") (T-47160,SRT, "Brachial artery")	(G-C171, SRT, "Laterality")=(G-A101,SRT, "Left") (121401, DCM, "Derivation")=(R-41D2D,SRT, "Calculated") (G-A1F8, SRT, "Topographical Modifier")=(G-A119,SRT, "Distal")
REVERSE VELOCITY	(MN-27,ESAOTE_P1, "Reverse Velocity")	(T-47020,SRT, "Artery Of Upper Extremity") (T-47160,SRT, "Brachial artery")	(G-C171, SRT, "Laterality")=(G-A101,SRT, "Left") (121401, DCM, "Derivation")=(R-41D2D,SRT, "Calculated") (G-A1F8, SRT, "Topographical Modifier")=(G-A119,SRT, "Distal")
DIASTOLIC VELOCITY	(11653-3,LN, "End Diastolic Velocity")	(T-47020,SRT, "Artery Of Upper Extremity") (T-47160,SRT, "Brachial artery")	(G-C171, SRT, "Laterality")=(G-A101,SRT, "Left") (121401, DCM, "Derivation")=(R-41D2D,SRT, "Calculated") (G-A1F8, SRT, "Topographical Modifier")=(G-A119,SRT, "Distal")
PEAK GRADIENT	(20247-3,LN, "Peak Gradient")	(T-47020,SRT, "Artery Of Upper Extremity") (T-47160,SRT, "Brachial artery")	(G-C171, SRT, "Laterality")=(G-A101,SRT, "Left") (121401, DCM, "Derivation")=(R-41D2D,SRT, "Calculated") (G-A1F8, SRT, "Topographical Modifier")=(G-A119,SRT, "Distal")
MEAN GRADIENT	(20256-4,LN, "Mean Gradient")	(T-47020,SRT, "Artery Of Upper Extremity") (T-47160,SRT, "Brachial artery")	(G-C171, SRT, "Laterality")=(G-A101,SRT, "Left") (121401, DCM, "Derivation")=(R-41D2D,SRT, "Calculated") (G-A1F8, SRT, "Topographical Modifier")=(G-A119,SRT, "Distal")
ACCELERATION	(MN-04,ESAOTE_P1, "Acceleration")	(T-47020,SRT, "Artery Of Upper Extremity") (T-47160,SRT, "Brachial artery")	(G-C171, SRT, "Laterality")=(G-A101,SRT, "Left") (121401, DCM, "Derivation")=(R-41D2D,SRT, "Calculated") (G-A1F8, SRT, "Topographical Modifier")=(G-A119,SRT, "Distal")
ACCELERATION TIME	(20168-1,LN, "Acceleration Time")	(T-47020,SRT, "Artery Of Upper Extremity") (T-47160,SRT, "Brachial artery")	(G-C171, SRT, "Laterality")=(G-A101,SRT, "Left") (121401, DCM, "Derivation")=(R-41D2D,SRT, "Calculated") (G-A1F8, SRT, "Topographical Modifier")=(G-A119,SRT, "Distal")
SYST VEL/DIAST VEL	(12144-2,LN, "Systolic to Diastolic Velocity Ratio")	(T-47020,SRT, "Artery Of Upper Extremity") (T-47160,SRT, "Brachial artery")	(G-C171, SRT, "Laterality")=(G-A101,SRT, "Left") (121401, DCM, "Derivation")=(R-41D2D,SRT, "Calculated") (G-A1F8, SRT, "Topographical Modifier")=(G-A119,SRT, "Distal")

ESAOTE MEASURE	BASE MEAS. CONCEPT NAME	SECTION	CONCEPT OR ACQUISITION CONTEXT MODIFIERS
DIAST VEL/SYST VEL	(MN-28,ESAOTE_P1, "Diastolic To Systolic Velocity Ratio")	(T-47020,SRT, "Artery Of Upper Extremity") (T-47160,SRT, "Brachial artery")	(G-C171, SRT, "Laterality")=(G-A101,SRT, "Left") (121401, DCM, "Derivation")=(R-41D2D,SRT, "Calculated") (G-A1F8, SRT, "Topographical Modifier")=(G-A119,SRT, "Distal")
L RA PROXIMAL			
L RA PROX PS VEL	(11726-7,LN, "Peak Systolic Velocity")	(T-47020,SRT, "Artery Of Upper Extremity") (T-47300,SRT, "Radial artery")	(G-C171, SRT, "Laterality")=(G-A101,SRT, "Left") (121401, DCM, "Derivation")=(R-00355,SRT, "Point source measurement") (G-A1F8, SRT, "Topographical Modifier")=(G-A118,SRT, "Proximal")
L RA PROX TD VEL	(11653-3,LN, "End Diastolic Velocity")	(T-47020,SRT, "Artery Of Upper Extremity") (T-47300,SRT, "Radial artery")	(G-C171, SRT, "Laterality")=(G-A101,SRT, "Left") (121401, DCM, "Derivation")=(R-00355,SRT, "Point source measurement") (G-A1F8, SRT, "Topographical Modifier")=(G-A118,SRT, "Proximal")
L RA PROX FVI			
FVI	(20354-7,LN, "Velocity Time Integral")	(T-47020,SRT, "Artery Of Upper Extremity") (T-47300,SRT, "Radial artery")	(G-C171, SRT, "Laterality")=(G-A101,SRT, "Left") (121401, DCM, "Derivation")=(R-41D2D,SRT, "Calculated") (G-A1F8, SRT, "Topographical Modifier")=(G-A118,SRT, "Proximal")
PULSATILITY INDEX	(12008-9,LN, "Pulsatility Index")	(T-47020,SRT, "Artery Of Upper Extremity") (T-47300,SRT, "Radial artery")	(G-C171, SRT, "Laterality")=(G-A101,SRT, "Left") (121401, DCM, "Derivation")=(R-41D2D,SRT, "Calculated") (G-A1F8, SRT, "Topographical Modifier")=(G-A118,SRT, "Proximal")
RESISTIVE INDEX	(12023-8,LN, "Resistivity Index")	(T-47020,SRT, "Artery Of Upper Extremity") (T-47300,SRT, "Radial artery")	(G-C171, SRT, "Laterality")=(G-A101,SRT, "Left") (121401, DCM, "Derivation")=(R-41D2D,SRT, "Calculated") (G-A1F8, SRT, "Topographical Modifier")=(G-A118,SRT, "Proximal")
PEAK VELOCITY	(11726-7,LN, "Peak Systolic Velocity")	(T-47020,SRT, "Artery Of Upper Extremity") (T-47300,SRT, "Radial artery")	(G-C171, SRT, "Laterality")=(G-A101,SRT, "Left") (121401, DCM, "Derivation")=(R-41D2D,SRT, "Calculated") (G-A1F8, SRT, "Topographical Modifier")=(G-A118,SRT, "Proximal")
MEAN VELOCITY	(MN-25,ESAOTE_P1, "Time Averaged Velocity")	(T-47020,SRT, "Artery Of Upper Extremity") (T-47300,SRT, "Radial artery")	(G-C171, SRT, "Laterality")=(G-A101,SRT, "Left") (121401, DCM, "Derivation")=(R-41D2D,SRT, "Calculated") (G-A1F8, SRT, "Topographical Modifier")=(G-A118,SRT, "Proximal")
REVERSE VELOCITY	(MN-27,ESAOTE_P1, "Reverse Velocity")	(T-47020,SRT, "Artery Of Upper Extremity") (T-47300,SRT, "Radial artery")	(G-C171, SRT, "Laterality")=(G-A101,SRT, "Left") (121401, DCM, "Derivation")=(R-41D2D,SRT, "Calculated") (G-A1F8, SRT, "Topographical Modifier")=(G-A118,SRT, "Proximal")
DIASTOLIC VELOCITY	(11653-3,LN, "End Diastolic Velocity")	(T-47020,SRT, "Artery Of Upper Extremity") (T-47300,SRT, "Radial artery")	(G-C171, SRT, "Laterality")=(G-A101,SRT, "Left") (121401, DCM, "Derivation")=(R-41D2D,SRT, "Calculated") (G-A1F8, SRT, "Topographical Modifier")=(G-A118,SRT, "Proximal")
PEAK GRADIENT	(20247-3,LN, "Peak Gradient")	(T-47020,SRT, "Artery Of Upper Extremity") (T-47300,SRT, "Radial artery")	(G-C171, SRT, "Laterality")=(G-A101,SRT, "Left") (121401, DCM, "Derivation")=(R-41D2D,SRT, "Calculated") (G-A1F8, SRT, "Topographical Modifier")=(G-A118,SRT, "Proximal")
MEAN GRADIENT	(20256-4,LN, "Mean Gradient")	(T-47020,SRT, "Artery Of Upper Extremity") (T-47300,SRT, "Radial artery")	(G-C171, SRT, "Laterality")=(G-A101,SRT, "Left") (121401, DCM, "Derivation")=(R-41D2D,SRT, "Calculated") (G-A1F8, SRT, "Topographical Modifier")=(G-A118,SRT, "Proximal")

<i>ESAOTE MEASURE</i>	<i>BASE MEAS. CONCEPT NAME</i>	<i>SECTION</i>	<i>CONCEPT OR ACQUISITION CONTEXT MODIFIERS</i>
ACCELERATION	(MN-04,ESAOTE_P1, "Acceleration")	(T-47020,SRT, "Artery Of Upper Extremity") (T-47300,SRT, "Radial artery")	(G-C171, SRT, "Laterality")=(G-A101,SRT, "Left") (121401, DCM, "Derivation")=(R-41D2D,SRT, "Calculated") (G-A1F8, SRT, "Topographical Modifier")=(G-A118,SRT, "Proximal")
ACCELERATION TIME	(20168-1,LN, "Acceleration Time")	(T-47020,SRT, "Artery Of Upper Extremity") (T-47300,SRT, "Radial artery")	(G-C171, SRT, "Laterality")=(G-A101,SRT, "Left") (121401, DCM, "Derivation")=(R-41D2D,SRT, "Calculated") (G-A1F8, SRT, "Topographical Modifier")=(G-A118,SRT, "Proximal")
SYST VEL/DIAST VEL	(12144-2,LN, "Systolic to Diastolic Velocity Ratio")	(T-47020,SRT, "Artery Of Upper Extremity") (T-47300,SRT, "Radial artery")	(G-C171, SRT, "Laterality")=(G-A101,SRT, "Left") (121401, DCM, "Derivation")=(R-41D2D,SRT, "Calculated") (G-A1F8, SRT, "Topographical Modifier")=(G-A118,SRT, "Proximal")
DIAST VEL/SYST VEL	(MN-28,ESAOTE_P1, "Diastolic To Systolic Velocity Ratio")	(T-47020,SRT, "Artery Of Upper Extremity") (T-47300,SRT, "Radial artery")	(G-C171, SRT, "Laterality")=(G-A101,SRT, "Left") (121401, DCM, "Derivation")=(R-41D2D,SRT, "Calculated") (G-A1F8, SRT, "Topographical Modifier")=(G-A118,SRT, "Proximal")
L RA MID			
L RA MID PS VEL	(11726-7,LN, "Peak Systolic Velocity")	(T-47020,SRT, "Artery Of Upper Extremity") (T-47300,SRT, "Radial artery")	(G-C171, SRT, "Laterality")=(G-A101,SRT, "Left") (121401, DCM, "Derivation")=(R-00355,SRT, "Point source measurement") (G-A1F8, SRT, "Topographical Modifier")=(G-A188,SRT, "Mid-longitudinal")
L RA MID TD VEL	(11653-3,LN, "End Diastolic Velocity")	(T-47020,SRT, "Artery Of Upper Extremity") (T-47300,SRT, "Radial artery")	(G-C171, SRT, "Laterality")=(G-A101,SRT, "Left") (121401, DCM, "Derivation")=(R-00355,SRT, "Point source measurement") (G-A1F8, SRT, "Topographical Modifier")=(G-A188,SRT, "Mid-longitudinal")
L RA MID FVI			
FVI	(20354-7,LN, "Velocity Time Integral")	(T-47020,SRT, "Artery Of Upper Extremity") (T-47300,SRT, "Radial artery")	(G-C171, SRT, "Laterality")=(G-A101,SRT, "Left") (121401, DCM, "Derivation")=(R-41D2D,SRT, "Calculated") (G-A1F8, SRT, "Topographical Modifier")=(G-A188,SRT, "Mid-longitudinal")
PULSATILITY INDEX	(12008-9,LN, "Pulsatility Index")	(T-47020,SRT, "Artery Of Upper Extremity") (T-47300,SRT, "Radial artery")	(G-C171, SRT, "Laterality")=(G-A101,SRT, "Left") (121401, DCM, "Derivation")=(R-41D2D,SRT, "Calculated") (G-A1F8, SRT, "Topographical Modifier")=(G-A188,SRT, "Mid-longitudinal")
RESISTIVE INDEX	(12023-8,LN, "Resistivity Index")	(T-47020,SRT, "Artery Of Upper Extremity") (T-47300,SRT, "Radial artery")	(G-C171, SRT, "Laterality")=(G-A101,SRT, "Left") (121401, DCM, "Derivation")=(R-41D2D,SRT, "Calculated") (G-A1F8, SRT, "Topographical Modifier")=(G-A188,SRT, "Mid-longitudinal")
PEAK VELOCITY	(11726-7,LN, "Peak Systolic Velocity")	(T-47020,SRT, "Artery Of Upper Extremity") (T-47300,SRT, "Radial artery")	(G-C171, SRT, "Laterality")=(G-A101,SRT, "Left") (121401, DCM, "Derivation")=(R-41D2D,SRT, "Calculated") (G-A1F8, SRT, "Topographical Modifier")=(G-A188,SRT, "Mid-longitudinal")
MEAN VELOCITY	(MN-25,ESAOTE_P1, "Time Averaged Velocity")	(T-47020,SRT, "Artery Of Upper Extremity") (T-47300,SRT, "Radial artery")	(G-C171, SRT, "Laterality")=(G-A101,SRT, "Left") (121401, DCM, "Derivation")=(R-41D2D,SRT, "Calculated") (G-A1F8, SRT, "Topographical Modifier")=(G-A188,SRT, "Mid-longitudinal")
REVERSE VELOCITY	(MN-27,ESAOTE_P1, "Reverse Velocity")	(T-47020,SRT, "Artery Of Upper Extremity") (T-47300,SRT, "Radial artery")	(G-C171, SRT, "Laterality")=(G-A101,SRT, "Left") (121401, DCM, "Derivation")=(R-41D2D,SRT, "Calculated") (G-A1F8, SRT, "Topographical Modifier")=(G-A188,SRT, "Mid-longitudinal")

ESAOTE MEASURE	BASE MEAS. CONCEPT NAME	SECTION	CONCEPT OR ACQUISITION CONTEXT MODIFIERS
DIASTOLIC VELOCITY	(11653-3, LN, "End Diastolic Velocity")	(T-47020, SRT, "Artery Of Upper Extremity") (T-47300, SRT, "Radial artery")	(G-C171, SRT, "Laterality")=(G-A101, SRT, "Left") (121401, DCM, "Derivation")=(R-41D2D, SRT, "Calculated") (G-A1F8, SRT, "Topographical Modifier")=(G-A188, SRT, "Mid-longitudinal")
PEAK GRADIENT	(20247-3, LN, "Peak Gradient")	(T-47020, SRT, "Artery Of Upper Extremity") (T-47300, SRT, "Radial artery")	(G-C171, SRT, "Laterality")=(G-A101, SRT, "Left") (121401, DCM, "Derivation")=(R-41D2D, SRT, "Calculated") (G-A1F8, SRT, "Topographical Modifier")=(G-A188, SRT, "Mid-longitudinal")
MEAN GRADIENT	(20256-4, LN, "Mean Gradient")	(T-47020, SRT, "Artery Of Upper Extremity") (T-47300, SRT, "Radial artery")	(G-C171, SRT, "Laterality")=(G-A101, SRT, "Left") (121401, DCM, "Derivation")=(R-41D2D, SRT, "Calculated") (G-A1F8, SRT, "Topographical Modifier")=(G-A188, SRT, "Mid-longitudinal")
ACCELERATION	(MN-04, ESAOTE_P1, "Acceleration")	(T-47020, SRT, "Artery Of Upper Extremity") (T-47300, SRT, "Radial artery")	(G-C171, SRT, "Laterality")=(G-A101, SRT, "Left") (121401, DCM, "Derivation")=(R-41D2D, SRT, "Calculated") (G-A1F8, SRT, "Topographical Modifier")=(G-A188, SRT, "Mid-longitudinal")
ACCELERATION TIME	(20168-1, LN, "Acceleration Time")	(T-47020, SRT, "Artery Of Upper Extremity") (T-47300, SRT, "Radial artery")	(G-C171, SRT, "Laterality")=(G-A101, SRT, "Left") (121401, DCM, "Derivation")=(R-41D2D, SRT, "Calculated") (G-A1F8, SRT, "Topographical Modifier")=(G-A188, SRT, "Mid-longitudinal")
SYST VEL/DIAST VEL	(12144-2, LN, "Systolic to Diastolic Velocity Ratio")	(T-47020, SRT, "Artery Of Upper Extremity") (T-47300, SRT, "Radial artery")	(G-C171, SRT, "Laterality")=(G-A101, SRT, "Left") (121401, DCM, "Derivation")=(R-41D2D, SRT, "Calculated") (G-A1F8, SRT, "Topographical Modifier")=(G-A188, SRT, "Mid-longitudinal")
DIAST VEL/SYST VEL	(MN-28, ESAOTE_P1, "Diastolic To Systolic Velocity Ratio")	(T-47020, SRT, "Artery Of Upper Extremity") (T-47300, SRT, "Radial artery")	(G-C171, SRT, "Laterality")=(G-A101, SRT, "Left") (121401, DCM, "Derivation")=(R-41D2D, SRT, "Calculated") (G-A1F8, SRT, "Topographical Modifier")=(G-A188, SRT, "Mid-longitudinal")
L RA DISTAL			
L RA DIST PS VEL	(11726-7, LN, "Peak Systolic Velocity")	(T-47020, SRT, "Artery Of Upper Extremity") (T-47300, SRT, "Radial artery")	(G-C171, SRT, "Laterality")=(G-A101, SRT, "Left") (121401, DCM, "Derivation")=(R-00355, SRT, "Point source measurement") (G-A1F8, SRT, "Topographical Modifier")=(G-A119, SRT, "Distal")
L RA DIST TD VEL	(11653-3, LN, "End Diastolic Velocity")	(T-47020, SRT, "Artery Of Upper Extremity") (T-47300, SRT, "Radial artery")	(G-C171, SRT, "Laterality")=(G-A101, SRT, "Left") (121401, DCM, "Derivation")=(R-00355, SRT, "Point source measurement") (G-A1F8, SRT, "Topographical Modifier")=(G-A119, SRT, "Distal")
L RA DIS FVI			
FVI	(20354-7, LN, "Velocity Time Integral")	(T-47020, SRT, "Artery Of Upper Extremity") (T-47300, SRT, "Radial artery")	(G-C171, SRT, "Laterality")=(G-A101, SRT, "Left") (121401, DCM, "Derivation")=(R-41D2D, SRT, "Calculated") (G-A1F8, SRT, "Topographical Modifier")=(G-A119, SRT, "Distal")
PULSATILITY INDEX	(12008-9, LN, "Pulsatility Index")	(T-47020, SRT, "Artery Of Upper Extremity") (T-47300, SRT, "Radial artery")	(G-C171, SRT, "Laterality")=(G-A101, SRT, "Left") (121401, DCM, "Derivation")=(R-41D2D, SRT, "Calculated") (G-A1F8, SRT, "Topographical Modifier")=(G-A119, SRT, "Distal")
RESISTIVE INDEX	(12023-8, LN, "Resistivity Index")	(T-47020, SRT, "Artery Of Upper Extremity") (T-47300, SRT, "Radial artery")	(G-C171, SRT, "Laterality")=(G-A101, SRT, "Left") (121401, DCM, "Derivation")=(R-41D2D, SRT, "Calculated") (G-A1F8, SRT, "Topographical Modifier")=(G-A119, SRT, "Distal")

<i>ESAOTE MEASURE</i>	<i>BASE MEAS. CONCEPT NAME</i>	<i>SECTION</i>	<i>CONCEPT OR ACQUISITION CONTEXT MODIFIERS</i>
PEAK VELOCITY	(11726-7, LN, "Peak Systolic Velocity")	(T-47020, SRT, "Artery Of Upper Extremity") (T-47300, SRT, "Radial artery")	(G-C171, SRT, "Laterality")=(G-A101, SRT, "Left") (121401, DCM, "Derivation")=(R-41D2D, SRT, "Calculated") (G-A1F8, SRT, "Topographical Modifier")=(G-A119, SRT, "Distal")
MEAN VELOCITY	(MN-25, ESAOTE_P1, "Time Averaged Velocity")	(T-47020, SRT, "Artery Of Upper Extremity") (T-47300, SRT, "Radial artery")	(G-C171, SRT, "Laterality")=(G-A101, SRT, "Left") (121401, DCM, "Derivation")=(R-41D2D, SRT, "Calculated") (G-A1F8, SRT, "Topographical Modifier")=(G-A119, SRT, "Distal")
REVERSE VELOCITY	(MN-27, ESAOTE_P1, "Reverse Velocity")	(T-47020, SRT, "Artery Of Upper Extremity") (T-47300, SRT, "Radial artery")	(G-C171, SRT, "Laterality")=(G-A101, SRT, "Left") (121401, DCM, "Derivation")=(R-41D2D, SRT, "Calculated") (G-A1F8, SRT, "Topographical Modifier")=(G-A119, SRT, "Distal")
DIASTOLIC VELOCITY	(11653-3, LN, "End Diastolic Velocity")	(T-47020, SRT, "Artery Of Upper Extremity") (T-47300, SRT, "Radial artery")	(G-C171, SRT, "Laterality")=(G-A101, SRT, "Left") (121401, DCM, "Derivation")=(R-41D2D, SRT, "Calculated") (G-A1F8, SRT, "Topographical Modifier")=(G-A119, SRT, "Distal")
PEAK GRADIENT	(20247-3, LN, "Peak Gradient")	(T-47020, SRT, "Artery Of Upper Extremity") (T-47300, SRT, "Radial artery")	(G-C171, SRT, "Laterality")=(G-A101, SRT, "Left") (121401, DCM, "Derivation")=(R-41D2D, SRT, "Calculated") (G-A1F8, SRT, "Topographical Modifier")=(G-A119, SRT, "Distal")
MEAN GRADIENT	(20256-4, LN, "Mean Gradient")	(T-47020, SRT, "Artery Of Upper Extremity") (T-47300, SRT, "Radial artery")	(G-C171, SRT, "Laterality")=(G-A101, SRT, "Left") (121401, DCM, "Derivation")=(R-41D2D, SRT, "Calculated") (G-A1F8, SRT, "Topographical Modifier")=(G-A119, SRT, "Distal")
ACCELERATION	(MN-04, ESAOTE_P1, "Acceleration")	(T-47020, SRT, "Artery Of Upper Extremity") (T-47300, SRT, "Radial artery")	(G-C171, SRT, "Laterality")=(G-A101, SRT, "Left") (121401, DCM, "Derivation")=(R-41D2D, SRT, "Calculated") (G-A1F8, SRT, "Topographical Modifier")=(G-A119, SRT, "Distal")
ACCELERATION TIME	(20168-1, LN, "Acceleration Time")	(T-47020, SRT, "Artery Of Upper Extremity") (T-47300, SRT, "Radial artery")	(G-C171, SRT, "Laterality")=(G-A101, SRT, "Left") (121401, DCM, "Derivation")=(R-41D2D, SRT, "Calculated") (G-A1F8, SRT, "Topographical Modifier")=(G-A119, SRT, "Distal")
SYST VEL/DIAST VEL	(12144-2, LN, "Systolic to Diastolic Velocity Ratio")	(T-47020, SRT, "Artery Of Upper Extremity") (T-47300, SRT, "Radial artery")	(G-C171, SRT, "Laterality")=(G-A101, SRT, "Left") (121401, DCM, "Derivation")=(R-41D2D, SRT, "Calculated") (G-A1F8, SRT, "Topographical Modifier")=(G-A119, SRT, "Distal")
DIAST VEL/SYST VEL	(MN-28, ESAOTE_P1, "Diastolic To Systolic Velocity Ratio")	(T-47020, SRT, "Artery Of Upper Extremity") (T-47300, SRT, "Radial artery")	(G-C171, SRT, "Laterality")=(G-A101, SRT, "Left") (121401, DCM, "Derivation")=(R-41D2D, SRT, "Calculated") (G-A1F8, SRT, "Topographical Modifier")=(G-A119, SRT, "Distal")
L UA PROXIMAL			
L UA PROX PS VEL	(11726-7, LN, "Peak Systolic Velocity")	(T-47020, SRT, "Artery Of Upper Extremity") (T-47200, SRT, "Ulnar artery")	(G-C171, SRT, "Laterality")=(G-A101, SRT, "Left") (121401, DCM, "Derivation")=(R-00355, SRT, "Point source measurement") (G-A1F8, SRT, "Topographical Modifier")=(G-A118, SRT, "Proximal")
L UA PROX TD VEL	(11653-3, LN, "End Diastolic Velocity")	(T-47020, SRT, "Artery Of Upper Extremity") (T-47200, SRT, "Ulnar artery")	(G-C171, SRT, "Laterality")=(G-A101, SRT, "Left") (121401, DCM, "Derivation")=(R-00355, SRT, "Point source measurement") (G-A1F8, SRT, "Topographical Modifier")=(G-A118, SRT, "Proximal")
L UA PROX FVI			

<i>ESAOTE MEASURE</i>	<i>BASE MEAS. CONCEPT NAME</i>	<i>SECTION</i>	<i>CONCEPT OR ACQUISITION CONTEXT MODIFIERS</i>
FVI	(20354-7, LN, "Velocity Time Integral")	(T-47020, SRT, "Artery Of Upper Extremity") (T-47200, SRT, "Ulnar artery")	(G-C171, SRT, "Laterality")=(G-A101, SRT, "Left") (121401, DCM, "Derivation")=(R-41D2D, SRT, "Calculated") (G-A1F8, SRT, "Topographical Modifier")=(G-A118, SRT, "Proximal")
PULSATILITY INDEX	(12008-9, LN, "Pulsatility Index")	(T-47020, SRT, "Artery Of Upper Extremity") (T-47200, SRT, "Ulnar artery")	(G-C171, SRT, "Laterality")=(G-A101, SRT, "Left") (121401, DCM, "Derivation")=(R-41D2D, SRT, "Calculated") (G-A1F8, SRT, "Topographical Modifier")=(G-A118, SRT, "Proximal")
RESISTIVE INDEX	(12023-8, LN, "Resistivity Index")	(T-47020, SRT, "Artery Of Upper Extremity") (T-47200, SRT, "Ulnar artery")	(G-C171, SRT, "Laterality")=(G-A101, SRT, "Left") (121401, DCM, "Derivation")=(R-41D2D, SRT, "Calculated") (G-A1F8, SRT, "Topographical Modifier")=(G-A118, SRT, "Proximal")
PEAK VELOCITY	(11726-7, LN, "Peak Systolic Velocity")	(T-47020, SRT, "Artery Of Upper Extremity") (T-47200, SRT, "Ulnar artery")	(G-C171, SRT, "Laterality")=(G-A101, SRT, "Left") (121401, DCM, "Derivation")=(R-41D2D, SRT, "Calculated") (G-A1F8, SRT, "Topographical Modifier")=(G-A118, SRT, "Proximal")
MEAN VELOCITY	(MN-25, ESAOTE_P1, "Time Averaged Velocity")	(T-47020, SRT, "Artery Of Upper Extremity") (T-47200, SRT, "Ulnar artery")	(G-C171, SRT, "Laterality")=(G-A101, SRT, "Left") (121401, DCM, "Derivation")=(R-41D2D, SRT, "Calculated") (G-A1F8, SRT, "Topographical Modifier")=(G-A118, SRT, "Proximal")
REVERSE VELOCITY	(MN-27, ESAOTE_P1, "Reverse Velocity")	(T-47020, SRT, "Artery Of Upper Extremity") (T-47200, SRT, "Ulnar artery")	(G-C171, SRT, "Laterality")=(G-A101, SRT, "Left") (121401, DCM, "Derivation")=(R-41D2D, SRT, "Calculated") (G-A1F8, SRT, "Topographical Modifier")=(G-A118, SRT, "Proximal")
DIASTOLIC VELOCITY	(11653-3, LN, "End Diastolic Velocity")	(T-47020, SRT, "Artery Of Upper Extremity") (T-47200, SRT, "Ulnar artery")	(G-C171, SRT, "Laterality")=(G-A101, SRT, "Left") (121401, DCM, "Derivation")=(R-41D2D, SRT, "Calculated") (G-A1F8, SRT, "Topographical Modifier")=(G-A118, SRT, "Proximal")
PEAK GRADIENT	(20247-3, LN, "Peak Gradient")	(T-47020, SRT, "Artery Of Upper Extremity") (T-47200, SRT, "Ulnar artery")	(G-C171, SRT, "Laterality")=(G-A101, SRT, "Left") (121401, DCM, "Derivation")=(R-41D2D, SRT, "Calculated") (G-A1F8, SRT, "Topographical Modifier")=(G-A118, SRT, "Proximal")
MEAN GRADIENT	(20256-4, LN, "Mean Gradient")	(T-47020, SRT, "Artery Of Upper Extremity") (T-47200, SRT, "Ulnar artery")	(G-C171, SRT, "Laterality")=(G-A101, SRT, "Left") (121401, DCM, "Derivation")=(R-41D2D, SRT, "Calculated") (G-A1F8, SRT, "Topographical Modifier")=(G-A118, SRT, "Proximal")
ACCELERATION	(MN-04, ESAOTE_P1, "Acceleration")	(T-47020, SRT, "Artery Of Upper Extremity") (T-47200, SRT, "Ulnar artery")	(G-C171, SRT, "Laterality")=(G-A101, SRT, "Left") (121401, DCM, "Derivation")=(R-41D2D, SRT, "Calculated") (G-A1F8, SRT, "Topographical Modifier")=(G-A118, SRT, "Proximal")
ACCELERATION TIME	(20168-1, LN, "Acceleration Time")	(T-47020, SRT, "Artery Of Upper Extremity") (T-47200, SRT, "Ulnar artery")	(G-C171, SRT, "Laterality")=(G-A101, SRT, "Left") (121401, DCM, "Derivation")=(R-41D2D, SRT, "Calculated") (G-A1F8, SRT, "Topographical Modifier")=(G-A118, SRT, "Proximal")
SYST VEL/DIAST VEL	(12144-2, LN, "Systolic to Diastolic Velocity Ratio")	(T-47020, SRT, "Artery Of Upper Extremity") (T-47200, SRT, "Ulnar artery")	(G-C171, SRT, "Laterality")=(G-A101, SRT, "Left") (121401, DCM, "Derivation")=(R-41D2D, SRT, "Calculated") (G-A1F8, SRT, "Topographical Modifier")=(G-A118, SRT, "Proximal")
DIAST VEL/SYST VEL	(MN-28, ESAOTE_P1, "Diastolic To Systolic Velocity Ratio")	(T-47020, SRT, "Artery Of Upper Extremity") (T-47200, SRT, "Ulnar artery")	(G-C171, SRT, "Laterality")=(G-A101, SRT, "Left") (121401, DCM, "Derivation")=(R-41D2D, SRT, "Calculated") (G-A1F8, SRT, "Topographical Modifier")=(G-A118, SRT, "Proximal")

ESAOTE MEASURE	BASE MEAS. CONCEPT NAME	SECTION	CONCEPT OR ACQUISITION CONTEXT MODIFIERS
L UA DISTAL			
L UA DIST PS VEL	(11726-7, LN, "Peak Systolic Velocity")	(T-47020, SRT, "Artery Of Upper Extremity") (T-47200, SRT, "Ulnar artery")	(G-C171, SRT, "Laterality")=(G-A101, SRT, "Left") (121401, DCM, "Derivation")=(R-00355, SRT, "Point source measurement") (G-A1F8, SRT, "Topographical Modifier")=(G-A119, SRT, "Distal")
L UA DIST TD VEL	(11653-3, LN, "End Diastolic Velocity")	(T-47020, SRT, "Artery Of Upper Extremity") (T-47200, SRT, "Ulnar artery")	(G-C171, SRT, "Laterality")=(G-A101, SRT, "Left") (121401, DCM, "Derivation")=(R-00355, SRT, "Point source measurement") (G-A1F8, SRT, "Topographical Modifier")=(G-A119, SRT, "Distal")
L UA DIS FVI			
FVI	(20354-7, LN, "Velocity Time Integral")	(T-47020, SRT, "Artery Of Upper Extremity") (T-47200, SRT, "Ulnar artery")	(G-C171, SRT, "Laterality")=(G-A101, SRT, "Left") (121401, DCM, "Derivation")=(R-41D2D, SRT, "Calculated") (G-A1F8, SRT, "Topographical Modifier")=(G-A119, SRT, "Distal")
PULSATILITY INDEX	(12008-9, LN, "Pulsatility Index")	(T-47020, SRT, "Artery Of Upper Extremity") (T-47200, SRT, "Ulnar artery")	(G-C171, SRT, "Laterality")=(G-A101, SRT, "Left") (121401, DCM, "Derivation")=(R-41D2D, SRT, "Calculated") (G-A1F8, SRT, "Topographical Modifier")=(G-A119, SRT, "Distal")
RESISTIVE INDEX	(12023-8, LN, "Resistivity Index")	(T-47020, SRT, "Artery Of Upper Extremity") (T-47200, SRT, "Ulnar artery")	(G-C171, SRT, "Laterality")=(G-A101, SRT, "Left") (121401, DCM, "Derivation")=(R-41D2D, SRT, "Calculated") (G-A1F8, SRT, "Topographical Modifier")=(G-A119, SRT, "Distal")
PEAK VELOCITY	(11726-7, LN, "Peak Systolic Velocity")	(T-47020, SRT, "Artery Of Upper Extremity") (T-47200, SRT, "Ulnar artery")	(G-C171, SRT, "Laterality")=(G-A101, SRT, "Left") (121401, DCM, "Derivation")=(R-41D2D, SRT, "Calculated") (G-A1F8, SRT, "Topographical Modifier")=(G-A119, SRT, "Distal")
MEAN VELOCITY	(MN-25, ESAOTE_P1, "Time Averaged Velocity")	(T-47020, SRT, "Artery Of Upper Extremity") (T-47200, SRT, "Ulnar artery")	(G-C171, SRT, "Laterality")=(G-A101, SRT, "Left") (121401, DCM, "Derivation")=(R-41D2D, SRT, "Calculated") (G-A1F8, SRT, "Topographical Modifier")=(G-A119, SRT, "Distal")
REVERSE VELOCITY	(MN-27, ESAOTE_P1, "Reverse Velocity")	(T-47020, SRT, "Artery Of Upper Extremity") (T-47200, SRT, "Ulnar artery")	(G-C171, SRT, "Laterality")=(G-A101, SRT, "Left") (121401, DCM, "Derivation")=(R-41D2D, SRT, "Calculated") (G-A1F8, SRT, "Topographical Modifier")=(G-A119, SRT, "Distal")
DIASTOLIC VELOCITY	(11653-3, LN, "End Diastolic Velocity")	(T-47020, SRT, "Artery Of Upper Extremity") (T-47200, SRT, "Ulnar artery")	(G-C171, SRT, "Laterality")=(G-A101, SRT, "Left") (121401, DCM, "Derivation")=(R-41D2D, SRT, "Calculated") (G-A1F8, SRT, "Topographical Modifier")=(G-A119, SRT, "Distal")
PEAK GRADIENT	(20247-3, LN, "Peak Gradient")	(T-47020, SRT, "Artery Of Upper Extremity") (T-47200, SRT, "Ulnar artery")	(G-C171, SRT, "Laterality")=(G-A101, SRT, "Left") (121401, DCM, "Derivation")=(R-41D2D, SRT, "Calculated") (G-A1F8, SRT, "Topographical Modifier")=(G-A119, SRT, "Distal")
MEAN GRADIENT	(20256-4, LN, "Mean Gradient")	(T-47020, SRT, "Artery Of Upper Extremity") (T-47200, SRT, "Ulnar artery")	(G-C171, SRT, "Laterality")=(G-A101, SRT, "Left") (121401, DCM, "Derivation")=(R-41D2D, SRT, "Calculated") (G-A1F8, SRT, "Topographical Modifier")=(G-A119, SRT, "Distal")
ACCELERATION	(MN-04, ESAOTE_P1, "Acceleration")	(T-47020, SRT, "Artery Of Upper Extremity") (T-47200, SRT, "Ulnar artery")	(G-C171, SRT, "Laterality")=(G-A101, SRT, "Left") (121401, DCM, "Derivation")=(R-41D2D, SRT, "Calculated") (G-A1F8, SRT, "Topographical Modifier")=(G-A119, SRT, "Distal")

<i>ESAOTE MEASURE</i>	<i>BASE MEAS. CONCEPT NAME</i>	<i>SECTION</i>	<i>CONCEPT OR ACQUISITION CONTEXT MODIFIERS</i>
ACCELERATION TIME	(20168-1, LN, "Acceleration Time")	(T-47020, SRT, "Artery Of Upper Extremity") (T-47200, SRT, "Ulnar artery")	(G-C171, SRT, "Laterality")=(G-A101, SRT, "Left") (121401, DCM, "Derivation")=(R-41D2D, SRT, "Calculated") (G-A1F8, SRT, "Topographical Modifier")=(G-A119, SRT, "Distal")
SYST VEL/DIAST VEL	(12144-2, LN, "Systolic to Diastolic Velocity Ratio")	(T-47020, SRT, "Artery Of Upper Extremity") (T-47200, SRT, "Ulnar artery")	(G-C171, SRT, "Laterality")=(G-A101, SRT, "Left") (121401, DCM, "Derivation")=(R-41D2D, SRT, "Calculated") (G-A1F8, SRT, "Topographical Modifier")=(G-A119, SRT, "Distal")
DIAST VEL/SYST VEL	(MN-28, ESAOTE_P1, "Diastolic To Systolic Velocity Ratio")	(T-47020, SRT, "Artery Of Upper Extremity") (T-47200, SRT, "Ulnar artery")	(G-C171, SRT, "Laterality")=(G-A101, SRT, "Left") (121401, DCM, "Derivation")=(R-41D2D, SRT, "Calculated") (G-A1F8, SRT, "Topographical Modifier")=(G-A119, SRT, "Distal")
L PALMAR ARCH			
L PALMAR ARCH PS VEL	(11726-7, LN, "Peak Systolic Velocity")	(T-47020, SRT, "Artery Of Upper Extremity") (T-47340, SRT, "Deep Palmar Arch of Radial Artery")	(G-C171, SRT, "Laterality")=(G-A101, SRT, "Left") (121401, DCM, "Derivation")=(R-00355, SRT, "Point source measurement")
L PALMAR ARCH ED VEL	(11653-3, LN, "End Diastolic Velocity")	(T-47020, SRT, "Artery Of Upper Extremity") (T-47340, SRT, "Deep Palmar Arch of Radial Artery")	(G-C171, SRT, "Laterality")=(G-A101, SRT, "Left") (121401, DCM, "Derivation")=(R-00355, SRT, "Point source measurement")
LPaIA FVI			
FVI	(20354-7, LN, "Velocity Time Integral")	(T-47020, SRT, "Artery Of Upper Extremity") (T-47340, SRT, "Deep Palmar Arch of Radial Artery")	(G-C171, SRT, "Laterality")=(G-A101, SRT, "Left") (121401, DCM, "Derivation")=(R-41D2D, SRT, "Calculated")
PULSATILITY INDEX	(12008-9, LN, "Pulsatility Index")	(T-47020, SRT, "Artery Of Upper Extremity") (T-47340, SRT, "Deep Palmar Arch of Radial Artery")	(G-C171, SRT, "Laterality")=(G-A101, SRT, "Left") (121401, DCM, "Derivation")=(R-41D2D, SRT, "Calculated")
RESISTIVE INDEX	(12023-8, LN, "Resistivity Index")	(T-47020, SRT, "Artery Of Upper Extremity") (T-47340, SRT, "Deep Palmar Arch of Radial Artery")	(G-C171, SRT, "Laterality")=(G-A101, SRT, "Left") (121401, DCM, "Derivation")=(R-41D2D, SRT, "Calculated")
PEAK VELOCITY	(11726-7, LN, "Peak Systolic Velocity")	(T-47020, SRT, "Artery Of Upper Extremity") (T-47340, SRT, "Deep Palmar Arch of Radial Artery")	(G-C171, SRT, "Laterality")=(G-A101, SRT, "Left") (121401, DCM, "Derivation")=(R-41D2D, SRT, "Calculated")
MEAN VELOCITY	(MN-25, ESAOTE_P1, "Time Averaged Velocity")	(T-47020, SRT, "Artery Of Upper Extremity") (T-47340, SRT, "Deep Palmar Arch of Radial Artery")	(G-C171, SRT, "Laterality")=(G-A101, SRT, "Left") (121401, DCM, "Derivation")=(R-41D2D, SRT, "Calculated")
REVERSE VELOCITY	(MN-27, ESAOTE_P1, "Reverse Velocity")	(T-47020, SRT, "Artery Of Upper Extremity") (T-47340, SRT, "Deep Palmar Arch of Radial Artery")	(G-C171, SRT, "Laterality")=(G-A101, SRT, "Left") (121401, DCM, "Derivation")=(R-41D2D, SRT, "Calculated")

ESAOTE MEASURE	BASE MEAS. CONCEPT NAME	SECTION	CONCEPT OR ACQUISITION CONTEXT MODIFIERS
		of Radial Artery")	
DIASTOLIC VELOCITY	(11653-3, LN, "End Diastolic Velocity")	(T-47020, SRT, "Artery Of Upper Extremity") (T-47340, SRT, "Deep Palmar Arch of Radial Artery")	(G-C171, SRT, "Laterality")=(G-A101, SRT, "Left") (121401, DCM, "Derivation")=(R-41D2D, SRT, "Calculated")
PEAK GRADIENT	(20247-3, LN, "Peak Gradient")	(T-47020, SRT, "Artery Of Upper Extremity") (T-47340, SRT, "Deep Palmar Arch of Radial Artery")	(G-C171, SRT, "Laterality")=(G-A101, SRT, "Left") (121401, DCM, "Derivation")=(R-41D2D, SRT, "Calculated")
MEAN GRADIENT	(20256-4, LN, "Mean Gradient")	(T-47020, SRT, "Artery Of Upper Extremity") (T-47340, SRT, "Deep Palmar Arch of Radial Artery")	(G-C171, SRT, "Laterality")=(G-A101, SRT, "Left") (121401, DCM, "Derivation")=(R-41D2D, SRT, "Calculated")
ACCELERATION	(MN-04, ESAOTE_P1, "Acceleration")	(T-47020, SRT, "Artery Of Upper Extremity") (T-47340, SRT, "Deep Palmar Arch of Radial Artery")	(G-C171, SRT, "Laterality")=(G-A101, SRT, "Left") (121401, DCM, "Derivation")=(R-41D2D, SRT, "Calculated")
ACCELERATION TIME	(20168-1, LN, "Acceleration Time")	(T-47020, SRT, "Artery Of Upper Extremity") (T-47340, SRT, "Deep Palmar Arch of Radial Artery")	(G-C171, SRT, "Laterality")=(G-A101, SRT, "Left") (121401, DCM, "Derivation")=(R-41D2D, SRT, "Calculated")
SYST VEL/DIAST VEL	(12144-2, LN, "Systolic to Diastolic Velocity Ratio")	(T-47020, SRT, "Artery Of Upper Extremity") (T-47340, SRT, "Deep Palmar Arch of Radial Artery")	(G-C171, SRT, "Laterality")=(G-A101, SRT, "Left") (121401, DCM, "Derivation")=(R-41D2D, SRT, "Calculated")
DIAST VEL/SYST VEL	(MN-28, ESAOTE_P1, "Diastolic To Systolic Velocity Ratio")	(T-47020, SRT, "Artery Of Upper Extremity") (T-47340, SRT, "Deep Palmar Arch of Radial Artery")	(G-C171, SRT, "Laterality")=(G-A101, SRT, "Left") (121401, DCM, "Derivation")=(R-41D2D, SRT, "Calculated")
L DIGITAL ARTERY			
L DigA DIST PS VEL	(11726-7, LN, "Peak Systolic Velocity")	(T-47020, SRT, "Artery Of Upper Extremity") (T-47260, SRT, "Digital artery of hand")	(G-C171, SRT, "Laterality")=(G-A101, SRT, "Left") (121401, DCM, "Derivation")=(R-00355, SRT, "Point source measurement") (G-A1F8, SRT, "Topographical Modifier")=(G-A119, SRT, "Distal")
L DigA DIST ED VEL	(11653-3, LN, "End Diastolic Velocity")	(T-47020, SRT, "Artery Of Upper Extremity") (T-47260, SRT, "Digital artery of hand")	(G-C171, SRT, "Laterality")=(G-A101, SRT, "Left") (121401, DCM, "Derivation")=(R-00355, SRT, "Point source measurement") (G-A1F8, SRT, "Topographical Modifier")=(G-A119, SRT, "Distal")
L DigA DIST FVI			
FVI	(20354-7, LN, "Velocity Time Integral")	(T-47020, SRT, "Artery Of Upper Extremity") (T-47260, SRT, "Digital artery of hand")	(G-C171, SRT, "Laterality")=(G-A101, SRT, "Left") (121401, DCM, "Derivation")=(R-41D2D, SRT, "Calculated") (G-A1F8, SRT, "Topographical Modifier")=(G-A119, SRT, "Distal")

<i>ESAOTE MEASURE</i>	<i>BASE MEAS. CONCEPT NAME</i>	<i>SECTION</i>	<i>CONCEPT OR ACQUISITION CONTEXT MODIFIERS</i>
PULSATILITY INDEX	(12008-9, LN, "Pulsatility Index")	(T-47020, SRT, "Artery Of Upper Extremity") (T-47260, SRT, "Digital artery of hand")	(G-C171, SRT, "Laterality")=(G-A101, SRT, "Left") (121401, DCM, "Derivation")=(R-41D2D, SRT, "Calculated") (G-A1F8, SRT, "Topographical Modifier")=(G-A119, SRT, "Distal")
RESISTIVE INDEX	(12023-8, LN, "Resistivity Index")	(T-47020, SRT, "Artery Of Upper Extremity") (T-47260, SRT, "Digital artery of hand")	(G-C171, SRT, "Laterality")=(G-A101, SRT, "Left") (121401, DCM, "Derivation")=(R-41D2D, SRT, "Calculated") (G-A1F8, SRT, "Topographical Modifier")=(G-A119, SRT, "Distal")
PEAK VELOCITY	(11726-7, LN, "Peak Systolic Velocity")	(T-47020, SRT, "Artery Of Upper Extremity") (T-47260, SRT, "Digital artery of hand")	(G-C171, SRT, "Laterality")=(G-A101, SRT, "Left") (121401, DCM, "Derivation")=(R-41D2D, SRT, "Calculated") (G-A1F8, SRT, "Topographical Modifier")=(G-A119, SRT, "Distal")
MEAN VELOCITY	(MN-25, ESAOTE_P1, "Time Averaged Velocity")	(T-47020, SRT, "Artery Of Upper Extremity") (T-47260, SRT, "Digital artery of hand")	(G-C171, SRT, "Laterality")=(G-A101, SRT, "Left") (121401, DCM, "Derivation")=(R-41D2D, SRT, "Calculated") (G-A1F8, SRT, "Topographical Modifier")=(G-A119, SRT, "Distal")
REVERSE VELOCITY	(MN-27, ESAOTE_P1, "Reverse Velocity")	(T-47020, SRT, "Artery Of Upper Extremity") (T-47260, SRT, "Digital artery of hand")	(G-C171, SRT, "Laterality")=(G-A101, SRT, "Left") (121401, DCM, "Derivation")=(R-41D2D, SRT, "Calculated") (G-A1F8, SRT, "Topographical Modifier")=(G-A119, SRT, "Distal")
DIASTOLIC VELOCITY	(11653-3, LN, "End Diastolic Velocity")	(T-47020, SRT, "Artery Of Upper Extremity") (T-47260, SRT, "Digital artery of hand")	(G-C171, SRT, "Laterality")=(G-A101, SRT, "Left") (121401, DCM, "Derivation")=(R-41D2D, SRT, "Calculated") (G-A1F8, SRT, "Topographical Modifier")=(G-A119, SRT, "Distal")
PEAK GRADIENT	(20247-3, LN, "Peak Gradient")	(T-47020, SRT, "Artery Of Upper Extremity") (T-47260, SRT, "Digital artery of hand")	(G-C171, SRT, "Laterality")=(G-A101, SRT, "Left") (121401, DCM, "Derivation")=(R-41D2D, SRT, "Calculated") (G-A1F8, SRT, "Topographical Modifier")=(G-A119, SRT, "Distal")
MEAN GRADIENT	(20256-4, LN, "Mean Gradient")	(T-47020, SRT, "Artery Of Upper Extremity") (T-47260, SRT, "Digital artery of hand")	(G-C171, SRT, "Laterality")=(G-A101, SRT, "Left") (121401, DCM, "Derivation")=(R-41D2D, SRT, "Calculated") (G-A1F8, SRT, "Topographical Modifier")=(G-A119, SRT, "Distal")
ACCELERATION	(MN-04, ESAOTE_P1, "Acceleration")	(T-47020, SRT, "Artery Of Upper Extremity") (T-47260, SRT, "Digital artery of hand")	(G-C171, SRT, "Laterality")=(G-A101, SRT, "Left") (121401, DCM, "Derivation")=(R-41D2D, SRT, "Calculated") (G-A1F8, SRT, "Topographical Modifier")=(G-A119, SRT, "Distal")
ACCELERATION TIME	(20168-1, LN, "Acceleration Time")	(T-47020, SRT, "Artery Of Upper Extremity") (T-47260, SRT, "Digital artery of hand")	(G-C171, SRT, "Laterality")=(G-A101, SRT, "Left") (121401, DCM, "Derivation")=(R-41D2D, SRT, "Calculated") (G-A1F8, SRT, "Topographical Modifier")=(G-A119, SRT, "Distal")
SYST VEL/DIAST VEL	(12144-2, LN, "Systolic to Diastolic Velocity Ratio")	(T-47020, SRT, "Artery Of Upper Extremity") (T-47260, SRT, "Digital artery of hand")	(G-C171, SRT, "Laterality")=(G-A101, SRT, "Left") (121401, DCM, "Derivation")=(R-41D2D, SRT, "Calculated") (G-A1F8, SRT, "Topographical Modifier")=(G-A119, SRT, "Distal")

ESAOTE MEASURE	BASE MEAS. CONCEPT NAME	SECTION	CONCEPT OR ACQUISITION CONTEXT MODIFIERS
DIAST VEL/SYST VEL	(MN-28,ESAOTE_P1, "Diastolic To Systolic Velocity Ratio")	(T-47020,SRT, "Artery Of Upper Extremity") (T-47260,SRT, "Digital artery of hand")	(G-C171, SRT, "Laterality")=(G-A101,SRT, "Left") (121401, DCM, "Derivation")=(R-41D2D,SRT, "Calculated") (G-A1F8, SRT, "Topographical Modifier")=(G-A119,SRT, "Distal")
L ART GRA			
L A ARTERIAL VESSEL			
L A ART VES PSV	(11726-7,LN, "Peak Systolic Velocity")	(A-04140,SRT, "Vascular Graft") (AG-07,99ESA_P1, "Arterial Graft")	(G-C171, SRT, "Laterality")=(G-A101,SRT, "Left") (121401, DCM, "Derivation")=(R-00355,SRT, "Point source measurement")
L A ART VES EDV	(11653-3,LN, "End Diastolic Velocity")	(A-04140,SRT, "Vascular Graft") (AG-07,99ESA_P1, "Arterial Graft")	(G-C171, SRT, "Laterality")=(G-A101,SRT, "Left") (121401, DCM, "Derivation")=(R-00355,SRT, "Point source measurement")
L ART VESSEL FVI			
FVI	(20354-7,LN, "Velocity Time Integral")	(A-04140,SRT, "Vascular Graft") (AG-07,99ESA_P1, "Arterial Graft")	(G-C171, SRT, "Laterality")=(G-A101,SRT, "Left") (121401, DCM, "Derivation")=(R-41D2D,SRT, "Calculated")
PULSATILITY INDEX	(12008-9,LN, "Pulsatility Index")	(A-04140,SRT, "Vascular Graft") (AG-07,99ESA_P1, "Arterial Graft")	(G-C171, SRT, "Laterality")=(G-A101,SRT, "Left") (121401, DCM, "Derivation")=(R-41D2D,SRT, "Calculated")
RESISTIVE INDEX	(12023-8,LN, "Resistivity Index")	(A-04140,SRT, "Vascular Graft") (AG-07,99ESA_P1, "Arterial Graft")	(G-C171, SRT, "Laterality")=(G-A101,SRT, "Left") (121401, DCM, "Derivation")=(R-41D2D,SRT, "Calculated")
PEAK VELOCITY	(11726-7,LN, "Peak Systolic Velocity")	(A-04140,SRT, "Vascular Graft") (AG-07,99ESA_P1, "Arterial Graft")	(G-C171, SRT, "Laterality")=(G-A101,SRT, "Left") (121401, DCM, "Derivation")=(R-41D2D,SRT, "Calculated")
MEAN VELOCITY	(20352-1,LN, "Time averaged mean velocity")	(A-04140,SRT, "Vascular Graft") (AG-07,99ESA_P1, "Arterial Graft")	(G-C171, SRT, "Laterality")=(G-A101,SRT, "Left") (121401, DCM, "Derivation")=(R-41D2D,SRT, "Calculated")
REVERSE VELOCITY	(MN-27,ESAOTE_P1, "Reverse Velocity")	(A-04140,SRT, "Vascular Graft") (AG-07,99ESA_P1, "Arterial Graft")	(G-C171, SRT, "Laterality")=(G-A101,SRT, "Left") (121401, DCM, "Derivation")=(R-41D2D,SRT, "Calculated")
DIASTOLIC VELOCITY	(11653-3,LN, "End Diastolic Velocity")	(A-04140,SRT, "Vascular Graft") (AG-07,99ESA_P1, "Arterial Graft")	(G-C171, SRT, "Laterality")=(G-A101,SRT, "Left") (121401, DCM, "Derivation")=(R-41D2D,SRT, "Calculated")
PEAK GRADIENT	(20247-3,LN, "Peak Gradient")	(A-04140,SRT, "Vascular Graft") (AG-07,99ESA_P1, "Arterial Graft")	(G-C171, SRT, "Laterality")=(G-A101,SRT, "Left") (121401, DCM, "Derivation")=(R-41D2D,SRT, "Calculated")
MEAN GRADIENT	(20256-4,LN, "Mean Gradient")	(A-04140,SRT, "Vascular Graft") (AG-07,99ESA_P1, "Arterial Graft")	(G-C171, SRT, "Laterality")=(G-A101,SRT, "Left") (121401, DCM, "Derivation")=(R-41D2D,SRT, "Calculated")
ACCELERATION	(MN-04,ESAOTE_P1, "Acceleration")	(A-04140,SRT, "Vascular Graft") (AG-07,99ESA_P1, "Arterial Graft")	(G-C171, SRT, "Laterality")=(G-A101,SRT, "Left") (121401, DCM, "Derivation")=(R-41D2D,SRT, "Calculated")
ACCELERATION TIME	(20168-1,LN, "Acceleration Time")	(A-04140,SRT, "Vascular Graft") (AG-07,99ESA_P1, "Arterial Graft")	(G-C171, SRT, "Laterality")=(G-A101,SRT, "Left") (121401, DCM, "Derivation")=(R-41D2D,SRT, "Calculated")

ESAOTE MEASURE	BASE MEAS. CONCEPT NAME	SECTION	CONCEPT OR ACQUISITION CONTEXT MODIFIERS
SYST VEL/DIAST VEL	(12144-2, LN, "Systolic to Diastolic Velocity Ratio")	(A-04140, SRT, "Vascular Graft") (AG-07,99ESA_P1, "Arterial Graft")	(G-C171, SRT, "Laterality")=(G-A101, SRT, "Left") (121401, DCM, "Derivation")=(R-41D2D, SRT, "Calculated")
DIAST VEL/SYST VEL	(MN-28, ESAOTE_P1, "Diastolic To Systolic Velocity Ratio")	(A-04140, SRT, "Vascular Graft") (AG-07,99ESA_P1, "Arterial Graft")	(G-C171, SRT, "Laterality")=(G-A101, SRT, "Left") (121401, DCM, "Derivation")=(R-41D2D, SRT, "Calculated")
L A ART ANAST PROX			
L A ART ANAST PRPSV	(11726-7, LN, "Peak Systolic Velocity")	(A-04140, SRT, "Vascular Graft") (AG-06,99ESA_P1, "Arterial Anastomosis")	(G-C171, SRT, "Laterality")=(G-A101, SRT, "Left") (121401, DCM, "Derivation")=(R-00355, SRT, "Point source measurement") (G-A1F8, SRT, "Topographical Modifier")=(G-A118, SRT, "Proximal")
L A ART ANAST PREDV	(11653-3, LN, "End Diastolic Velocity")	(A-04140, SRT, "Vascular Graft") (AG-06,99ESA_P1, "Arterial Anastomosis")	(G-C171, SRT, "Laterality")=(G-A101, SRT, "Left") (121401, DCM, "Derivation")=(R-00355, SRT, "Point source measurement") (G-A1F8, SRT, "Topographical Modifier")=(G-A118, SRT, "Proximal")
L ART ANAST PRFVI			
FVI	(20354-7, LN, "Velocity Time Integral")	(A-04140, SRT, "Vascular Graft") (AG-06,99ESA_P1, "Arterial Anastomosis")	(G-C171, SRT, "Laterality")=(G-A101, SRT, "Left") (121401, DCM, "Derivation")=(R-41D2D, SRT, "Calculated") (G-A1F8, SRT, "Topographical Modifier")=(G-A118, SRT, "Proximal")
PULSATILITY INDEX	(12008-9, LN, "Pulsatility Index")	(A-04140, SRT, "Vascular Graft") (AG-06,99ESA_P1, "Arterial Anastomosis")	(G-C171, SRT, "Laterality")=(G-A101, SRT, "Left") (121401, DCM, "Derivation")=(R-41D2D, SRT, "Calculated") (G-A1F8, SRT, "Topographical Modifier")=(G-A118, SRT, "Proximal")
RESISTIVE INDEX	(12023-8, LN, "Resistivity Index")	(A-04140, SRT, "Vascular Graft") (AG-06,99ESA_P1, "Arterial Anastomosis")	(G-C171, SRT, "Laterality")=(G-A101, SRT, "Left") (121401, DCM, "Derivation")=(R-41D2D, SRT, "Calculated") (G-A1F8, SRT, "Topographical Modifier")=(G-A118, SRT, "Proximal")
PEAK VELOCITY	(11726-7, LN, "Peak Systolic Velocity")	(A-04140, SRT, "Vascular Graft") (AG-06,99ESA_P1, "Arterial Anastomosis")	(G-C171, SRT, "Laterality")=(G-A101, SRT, "Left") (121401, DCM, "Derivation")=(R-41D2D, SRT, "Calculated") (G-A1F8, SRT, "Topographical Modifier")=(G-A118, SRT, "Proximal")
MEAN VELOCITY	(20352-1, LN, "Time averaged mean velocity")	(A-04140, SRT, "Vascular Graft") (AG-06,99ESA_P1, "Arterial Anastomosis")	(G-C171, SRT, "Laterality")=(G-A101, SRT, "Left") (121401, DCM, "Derivation")=(R-41D2D, SRT, "Calculated") (G-A1F8, SRT, "Topographical Modifier")=(G-A118, SRT, "Proximal")
REVERSE VELOCITY	(MN-27, ESAOTE_P1, "Reverse Velocity")	(A-04140, SRT, "Vascular Graft") (AG-06,99ESA_P1, "Arterial Anastomosis")	(G-C171, SRT, "Laterality")=(G-A101, SRT, "Left") (121401, DCM, "Derivation")=(R-41D2D, SRT, "Calculated") (G-A1F8, SRT, "Topographical Modifier")=(G-A118, SRT, "Proximal")
DIASTOLIC VELOCITY	(11653-3, LN, "End Diastolic Velocity")	(A-04140, SRT, "Vascular Graft") (AG-06,99ESA_P1, "Arterial Anastomosis")	(G-C171, SRT, "Laterality")=(G-A101, SRT, "Left") (121401, DCM, "Derivation")=(R-41D2D, SRT, "Calculated") (G-A1F8, SRT, "Topographical Modifier")=(G-A118, SRT, "Proximal")
PEAK GRADIENT	(20247-3, LN, "Peak Gradient")	(A-04140, SRT, "Vascular Graft") (AG-06,99ESA_P1, "Arterial Anastomosis")	(G-C171, SRT, "Laterality")=(G-A101, SRT, "Left") (121401, DCM, "Derivation")=(R-41D2D, SRT, "Calculated") (G-A1F8, SRT, "Topographical Modifier")=(G-A118, SRT, "Proximal")
MEAN GRADIENT	(20256-4, LN, "Mean Gradient")	(A-04140, SRT, "Vascular Graft")	(G-C171, SRT, "Laterality")=(G-A101, SRT, "Left") (121401, DCM, "Derivation")=(R-41D2D, SRT, "Calculated")

ESAOTE MEASURE	BASE MEAS. CONCEPT NAME	SECTION	CONCEPT OR ACQUISITION CONTEXT MODIFIERS
		(AG-06,99ESA_P1, "Arterial Anastomosis")	(G-A1F8, SRT, "Topographical Modifier")=(G-A118,SRT, "Proximal")
ACCELERATION	(MN-04,ESAOTE_P1, "Acceleration")	(A-04140,SRT, "Vascular Graft") (AG-06,99ESA_P1, "Arterial Anastomosis")	(G-C171, SRT, "Laterality")=(G-A101,SRT, "Left") (121401, DCM, "Derivation")=(R-41D2D,SRT, "Calculated") (G-A1F8, SRT, "Topographical Modifier")=(G-A118,SRT, "Proximal")
ACCELERATION TIME	(20168-1,LN, "Acceleration Time")	(A-04140,SRT, "Vascular Graft") (AG-06,99ESA_P1, "Arterial Anastomosis")	(G-C171, SRT, "Laterality")=(G-A101,SRT, "Left") (121401, DCM, "Derivation")=(R-41D2D,SRT, "Calculated") (G-A1F8, SRT, "Topographical Modifier")=(G-A118,SRT, "Proximal")
SYST VEL/DIAST VEL	(12144-2,LN, "Systolic to Diastolic Velocity Ratio")	(A-04140,SRT, "Vascular Graft") (AG-06,99ESA_P1, "Arterial Anastomosis")	(G-C171, SRT, "Laterality")=(G-A101,SRT, "Left") (121401, DCM, "Derivation")=(R-41D2D,SRT, "Calculated") (G-A1F8, SRT, "Topographical Modifier")=(G-A118,SRT, "Proximal")
DIAST VEL/SYST VEL	(MN-28,ESAOTE_P1, "Diastolic To Systolic Velocity Ratio")	(A-04140,SRT, "Vascular Graft") (AG-06,99ESA_P1, "Arterial Anastomosis")	(G-C171, SRT, "Laterality")=(G-A101,SRT, "Left") (121401, DCM, "Derivation")=(R-41D2D,SRT, "Calculated") (G-A1F8, SRT, "Topographical Modifier")=(G-A118,SRT, "Proximal")
L A GRAFT PROXIMAL			
L A GRAFT PROX PSV	(11726-7,LN, "Peak Systolic Velocity")	(A-04140,SRT, "Vascular Graft") (AG-07,99ESA_P1, "Arterial Graft")	(G-C171, SRT, "Laterality")=(G-A101,SRT, "Left") (121401, DCM, "Derivation")=(R-00355,SRT, "Point source measurement") (G-A1F8, SRT, "Topographical Modifier")=(G-A118,SRT, "Proximal")
L A GRAFT PROX EDV	(11653-3,LN, "End Diastolic Velocity")	(A-04140,SRT, "Vascular Graft") (AG-07,99ESA_P1, "Arterial Graft")	(G-C171, SRT, "Laterality")=(G-A101,SRT, "Left") (121401, DCM, "Derivation")=(R-00355,SRT, "Point source measurement") (G-A1F8, SRT, "Topographical Modifier")=(G-A118,SRT, "Proximal")
L GRAFT PROX FVI			
FVI	(20354-7,LN, "Velocity Time Integral")	(A-04140,SRT, "Vascular Graft") (AG-07,99ESA_P1, "Arterial Graft")	(G-C171, SRT, "Laterality")=(G-A101,SRT, "Left") (121401, DCM, "Derivation")=(R-41D2D,SRT, "Calculated") (G-A1F8, SRT, "Topographical Modifier")=(G-A118,SRT, "Proximal")
PULSATILITY INDEX	(12008-9,LN, "Pulsatility Index")	(A-04140,SRT, "Vascular Graft") (AG-07,99ESA_P1, "Arterial Graft")	(G-C171, SRT, "Laterality")=(G-A101,SRT, "Left") (121401, DCM, "Derivation")=(R-41D2D,SRT, "Calculated") (G-A1F8, SRT, "Topographical Modifier")=(G-A118,SRT, "Proximal")
RESISTIVE INDEX	(12023-8,LN, "Resistivity Index")	(A-04140,SRT, "Vascular Graft") (AG-07,99ESA_P1, "Arterial Graft")	(G-C171, SRT, "Laterality")=(G-A101,SRT, "Left") (121401, DCM, "Derivation")=(R-41D2D,SRT, "Calculated") (G-A1F8, SRT, "Topographical Modifier")=(G-A118,SRT, "Proximal")
PEAK VELOCITY	(11726-7,LN, "Peak Systolic Velocity")	(A-04140,SRT, "Vascular Graft") (AG-07,99ESA_P1, "Arterial Graft")	(G-C171, SRT, "Laterality")=(G-A101,SRT, "Left") (121401, DCM, "Derivation")=(R-41D2D,SRT, "Calculated") (G-A1F8, SRT, "Topographical Modifier")=(G-A118,SRT, "Proximal")
MEAN VELOCITY	(20352-1,LN, "Time averaged mean velocity")	(A-04140,SRT, "Vascular Graft") (AG-07,99ESA_P1, "Arterial Graft")	(G-C171, SRT, "Laterality")=(G-A101,SRT, "Left") (121401, DCM, "Derivation")=(R-41D2D,SRT, "Calculated") (G-A1F8, SRT, "Topographical Modifier")=(G-A118,SRT, "Proximal")
REVERSE VELOCITY	(MN-27,ESAOTE_P1, "Reverse Velocity")	(A-04140,SRT, "Vascular Graft") (AG-07,99ESA_P1, "Arterial Graft")	(G-C171, SRT, "Laterality")=(G-A101,SRT, "Left") (121401, DCM, "Derivation")=(R-41D2D,SRT, "Calculated") (G-A1F8, SRT, "Topographical Modifier")=(G-A118,SRT, "Proximal")
DIASTOLIC VELOCITY	(11653-3,LN, "End Diastolic Velocity")	(A-04140,SRT, "Vascular Graft") (AG-07,99ESA_P1, "Arterial Graft")	(G-C171, SRT, "Laterality")=(G-A101,SRT, "Left") (121401, DCM, "Derivation")=(R-41D2D,SRT, "Calculated") (G-A1F8, SRT, "Topographical Modifier")=(G-A118,SRT, "Proximal")

<i>ESAOTE MEASURE</i>	<i>BASE MEAS. CONCEPT NAME</i>	<i>SECTION</i>	<i>CONCEPT OR ACQUISITION CONTEXT MODIFIERS</i>
PEAK GRADIENT	(20247-3, LN, "Peak Gradient")	(A-04140, SRT, "Vascular Graft") (AG-07,99ESA_P1, "Arterial Graft")	(G-C171, SRT, "Laterality")=(G-A101, SRT, "Left") (121401, DCM, "Derivation")=(R-41D2D, SRT, "Calculated") (G-A1F8, SRT, "Topographical Modifier")=(G-A118, SRT, "Proximal")
MEAN GRADIENT	(20256-4, LN, "Mean Gradient")	(A-04140, SRT, "Vascular Graft") (AG-07,99ESA_P1, "Arterial Graft")	(G-C171, SRT, "Laterality")=(G-A101, SRT, "Left") (121401, DCM, "Derivation")=(R-41D2D, SRT, "Calculated") (G-A1F8, SRT, "Topographical Modifier")=(G-A118, SRT, "Proximal")
ACCELERATION	(MN-04, ESAOTE_P1, "Acceleration")	(A-04140, SRT, "Vascular Graft") (AG-07,99ESA_P1, "Arterial Graft")	(G-C171, SRT, "Laterality")=(G-A101, SRT, "Left") (121401, DCM, "Derivation")=(R-41D2D, SRT, "Calculated") (G-A1F8, SRT, "Topographical Modifier")=(G-A118, SRT, "Proximal")
ACCELERATION TIME	(20168-1, LN, "Acceleration Time")	(A-04140, SRT, "Vascular Graft") (AG-07,99ESA_P1, "Arterial Graft")	(G-C171, SRT, "Laterality")=(G-A101, SRT, "Left") (121401, DCM, "Derivation")=(R-41D2D, SRT, "Calculated") (G-A1F8, SRT, "Topographical Modifier")=(G-A118, SRT, "Proximal")
SYST VEL/DIAST VEL	(12144-2, LN, "Systolic to Diastolic Velocity Ratio")	(A-04140, SRT, "Vascular Graft") (AG-07,99ESA_P1, "Arterial Graft")	(G-C171, SRT, "Laterality")=(G-A101, SRT, "Left") (121401, DCM, "Derivation")=(R-41D2D, SRT, "Calculated") (G-A1F8, SRT, "Topographical Modifier")=(G-A118, SRT, "Proximal")
DIAST VEL/SYST VEL	(MN-28, ESAOTE_P1, "Diastolic To Systolic Velocity Ratio")	(A-04140, SRT, "Vascular Graft") (AG-07,99ESA_P1, "Arterial Graft")	(G-C171, SRT, "Laterality")=(G-A101, SRT, "Left") (121401, DCM, "Derivation")=(R-41D2D, SRT, "Calculated") (G-A1F8, SRT, "Topographical Modifier")=(G-A118, SRT, "Proximal")
L A GRAFT MID			
L A GRAFT MID PSV	(11726-7, LN, "Peak Systolic Velocity")	(A-04140, SRT, "Vascular Graft") (AG-07,99ESA_P1, "Arterial Graft")	(G-C171, SRT, "Laterality")=(G-A101, SRT, "Left") (121401, DCM, "Derivation")=(R-00355, SRT, "Point source measurement") (G-A1F8, SRT, "Topographical Modifier")=(G-A188, SRT, "Mid-longitudinal")
L A GRAFT MID EDV	(11653-3, LN, "End Diastolic Velocity")	(A-04140, SRT, "Vascular Graft") (AG-07,99ESA_P1, "Arterial Graft")	(G-C171, SRT, "Laterality")=(G-A101, SRT, "Left") (121401, DCM, "Derivation")=(R-00355, SRT, "Point source measurement") (G-A1F8, SRT, "Topographical Modifier")=(G-A188, SRT, "Mid-longitudinal")
L GRAFT MID FVI			
FVI	(20354-7, LN, "Velocity Time Integral")	(A-04140, SRT, "Vascular Graft") (AG-07,99ESA_P1, "Arterial Graft")	(G-C171, SRT, "Laterality")=(G-A101, SRT, "Left") (121401, DCM, "Derivation")=(R-41D2D, SRT, "Calculated") (G-A1F8, SRT, "Topographical Modifier")=(G-A188, SRT, "Mid-longitudinal")
PULSATILITY INDEX	(12008-9, LN, "Pulsatility Index")	(A-04140, SRT, "Vascular Graft") (AG-07,99ESA_P1, "Arterial Graft")	(G-C171, SRT, "Laterality")=(G-A101, SRT, "Left") (121401, DCM, "Derivation")=(R-41D2D, SRT, "Calculated") (G-A1F8, SRT, "Topographical Modifier")=(G-A188, SRT, "Mid-longitudinal")
RESISTIVE INDEX	(12023-8, LN, "Resistivity Index")	(A-04140, SRT, "Vascular Graft") (AG-07,99ESA_P1, "Arterial Graft")	(G-C171, SRT, "Laterality")=(G-A101, SRT, "Left") (121401, DCM, "Derivation")=(R-41D2D, SRT, "Calculated") (G-A1F8, SRT, "Topographical Modifier")=(G-A188, SRT, "Mid-longitudinal")
PEAK VELOCITY	(11726-7, LN, "Peak Systolic Velocity")	(A-04140, SRT, "Vascular Graft") (AG-07,99ESA_P1, "Arterial Graft")	(G-C171, SRT, "Laterality")=(G-A101, SRT, "Left") (121401, DCM, "Derivation")=(R-41D2D, SRT, "Calculated") (G-A1F8, SRT, "Topographical Modifier")=(G-A188, SRT, "Mid-longitudinal")
MEAN VELOCITY	(20352-1, LN, "Time averaged mean velocity")	(A-04140, SRT, "Vascular Graft") (AG-07,99ESA_P1, "Arterial Graft")	(G-C171, SRT, "Laterality")=(G-A101, SRT, "Left") (121401, DCM, "Derivation")=(R-41D2D, SRT, "Calculated") (G-A1F8, SRT, "Topographical Modifier")=(G-A188, SRT, "Mid-longitudinal")
REVERSE VELOCITY	(MN-27, ESAOTE_P1, "Reverse Velocity")	(A-04140, SRT, "Vascular Graft") (AG-07,99ESA_P1, "Arterial Graft")	(G-C171, SRT, "Laterality")=(G-A101, SRT, "Left") (121401, DCM, "Derivation")=(R-41D2D, SRT, "Calculated") (G-A1F8, SRT, "Topographical Modifier")=(G-A188, SRT, "Mid-longitudinal")

<i>ESAOTE MEASURE</i>	<i>BASE MEAS. CONCEPT NAME</i>	<i>SECTION</i>	<i>CONCEPT OR ACQUISITION CONTEXT MODIFIERS</i>
DIASTOLIC VELOCITY	(11653-3, LN, "End Diastolic Velocity")	(A-04140, SRT, "Vascular Graft") (AG-07,99ESA_P1, "Arterial Graft")	(G-C171, SRT, "Laterality")=(G-A101, SRT, "Left") (121401, DCM, "Derivation")=(R-41D2D, SRT, "Calculated") (G-A1F8, SRT, "Topographical Modifier")=(G-A188, SRT, "Mid-longitudinal")
PEAK GRADIENT	(20247-3, LN, "Peak Gradient")	(A-04140, SRT, "Vascular Graft") (AG-07,99ESA_P1, "Arterial Graft")	(G-C171, SRT, "Laterality")=(G-A101, SRT, "Left") (121401, DCM, "Derivation")=(R-41D2D, SRT, "Calculated") (G-A1F8, SRT, "Topographical Modifier")=(G-A188, SRT, "Mid-longitudinal")
MEAN GRADIENT	(20256-4, LN, "Mean Gradient")	(A-04140, SRT, "Vascular Graft") (AG-07,99ESA_P1, "Arterial Graft")	(G-C171, SRT, "Laterality")=(G-A101, SRT, "Left") (121401, DCM, "Derivation")=(R-41D2D, SRT, "Calculated") (G-A1F8, SRT, "Topographical Modifier")=(G-A188, SRT, "Mid-longitudinal")
ACCELERATION	(MN-04, ESAOTE_P1, "Acceleration")	(A-04140, SRT, "Vascular Graft") (AG-07,99ESA_P1, "Arterial Graft")	(G-C171, SRT, "Laterality")=(G-A101, SRT, "Left") (121401, DCM, "Derivation")=(R-41D2D, SRT, "Calculated") (G-A1F8, SRT, "Topographical Modifier")=(G-A188, SRT, "Mid-longitudinal")
ACCELERATION TIME	(20168-1, LN, "Acceleration Time")	(A-04140, SRT, "Vascular Graft") (AG-07,99ESA_P1, "Arterial Graft")	(G-C171, SRT, "Laterality")=(G-A101, SRT, "Left") (121401, DCM, "Derivation")=(R-41D2D, SRT, "Calculated") (G-A1F8, SRT, "Topographical Modifier")=(G-A188, SRT, "Mid-longitudinal")
SYST VEL/DIAST VEL	(12144-2, LN, "Systolic to Diastolic Velocity Ratio")	(A-04140, SRT, "Vascular Graft") (AG-07,99ESA_P1, "Arterial Graft")	(G-C171, SRT, "Laterality")=(G-A101, SRT, "Left") (121401, DCM, "Derivation")=(R-41D2D, SRT, "Calculated") (G-A1F8, SRT, "Topographical Modifier")=(G-A188, SRT, "Mid-longitudinal")
DIAST VEL/SYST VEL	(MN-28, ESAOTE_P1, "Diastolic To Systolic Velocity Ratio")	(A-04140, SRT, "Vascular Graft") (AG-07,99ESA_P1, "Arterial Graft")	(G-C171, SRT, "Laterality")=(G-A101, SRT, "Left") (121401, DCM, "Derivation")=(R-41D2D, SRT, "Calculated") (G-A1F8, SRT, "Topographical Modifier")=(G-A188, SRT, "Mid-longitudinal")
L A GRAFT DISTAL			
L A GRAFT DIST PSV	(11726-7, LN, "Peak Systolic Velocity")	(A-04140, SRT, "Vascular Graft") (AG-07,99ESA_P1, "Arterial Graft")	(G-C171, SRT, "Laterality")=(G-A101, SRT, "Left") (121401, DCM, "Derivation")=(R-00355, SRT, "Point source measurement") (G-A1F8, SRT, "Topographical Modifier")=(G-A119, SRT, "Distal")
L A GRAFT DIST EDV	(11653-3, LN, "End Diastolic Velocity")	(A-04140, SRT, "Vascular Graft") (AG-07,99ESA_P1, "Arterial Graft")	(G-C171, SRT, "Laterality")=(G-A101, SRT, "Left") (121401, DCM, "Derivation")=(R-00355, SRT, "Point source measurement") (G-A1F8, SRT, "Topographical Modifier")=(G-A119, SRT, "Distal")
L GRAFT DIS FVI			
FVI	(20354-7, LN, "Velocity Time Integral")	(A-04140, SRT, "Vascular Graft") (AG-07,99ESA_P1, "Arterial Graft")	(G-C171, SRT, "Laterality")=(G-A101, SRT, "Left") (121401, DCM, "Derivation")=(R-41D2D, SRT, "Calculated") (G-A1F8, SRT, "Topographical Modifier")=(G-A119, SRT, "Distal")
PULSATILITY INDEX	(12008-9, LN, "Pulsatility Index")	(A-04140, SRT, "Vascular Graft") (AG-07,99ESA_P1, "Arterial Graft")	(G-C171, SRT, "Laterality")=(G-A101, SRT, "Left") (121401, DCM, "Derivation")=(R-41D2D, SRT, "Calculated") (G-A1F8, SRT, "Topographical Modifier")=(G-A119, SRT, "Distal")
RESISTIVE INDEX	(12023-8, LN, "Resistivity Index")	(A-04140, SRT, "Vascular Graft") (AG-07,99ESA_P1, "Arterial Graft")	(G-C171, SRT, "Laterality")=(G-A101, SRT, "Left") (121401, DCM, "Derivation")=(R-41D2D, SRT, "Calculated") (G-A1F8, SRT, "Topographical Modifier")=(G-A119, SRT, "Distal")
PEAK VELOCITY	(11726-7, LN, "Peak Systolic Velocity")	(A-04140, SRT, "Vascular Graft") (AG-07,99ESA_P1, "Arterial Graft")	(G-C171, SRT, "Laterality")=(G-A101, SRT, "Left") (121401, DCM, "Derivation")=(R-41D2D, SRT, "Calculated") (G-A1F8, SRT, "Topographical Modifier")=(G-A119, SRT, "Distal")
MEAN VELOCITY	(20352-1, LN, "Time averaged mean velocity")	(A-04140, SRT, "Vascular Graft") (AG-07,99ESA_P1, "Arterial Graft")	(G-C171, SRT, "Laterality")=(G-A101, SRT, "Left") (121401, DCM, "Derivation")=(R-41D2D, SRT, "Calculated") (G-A1F8, SRT, "Topographical Modifier")=(G-A119, SRT, "Distal")
REVERSE VELOCITY	(MN-27, ESAOTE_P1, "Reverse Velocity")	(A-04140, SRT, "Vascular Graft")	(G-C171, SRT, "Laterality")=(G-A101, SRT, "Left") (121401, DCM, "Derivation")=(R-41D2D, SRT, "Calculated")

<i>ESAOTE MEASURE</i>	<i>BASE MEAS. CONCEPT NAME</i>	<i>SECTION</i>	<i>CONCEPT OR ACQUISITION CONTEXT MODIFIERS</i>
	("Reverse Velocity")	(AG-07,99ESA_P1, "Arterial Graft")	(G-A1F8, SRT, "Topographical Modifier")=(G-A119,SRT, "Distal")
DIASTOLIC VELOCITY	(11653-3,LN, "End Diastolic Velocity")	(A-04140,SRT, "Vascular Graft") (AG-07,99ESA_P1, "Arterial Graft")	(G-C171, SRT, "Laterality")=(G-A101,SRT, "Left") (121401, DCM, "Derivation")=(R-41D2D,SRT, "Calculated") (G-A1F8, SRT, "Topographical Modifier")=(G-A119,SRT, "Distal")
PEAK GRADIENT	(20247-3,LN, "Peak Gradient")	(A-04140,SRT, "Vascular Graft") (AG-07,99ESA_P1, "Arterial Graft")	(G-C171, SRT, "Laterality")=(G-A101,SRT, "Left") (121401, DCM, "Derivation")=(R-41D2D,SRT, "Calculated") (G-A1F8, SRT, "Topographical Modifier")=(G-A119,SRT, "Distal")
MEAN GRADIENT	(20256-4,LN, "Mean Gradient")	(A-04140,SRT, "Vascular Graft") (AG-07,99ESA_P1, "Arterial Graft")	(G-C171, SRT, "Laterality")=(G-A101,SRT, "Left") (121401, DCM, "Derivation")=(R-41D2D,SRT, "Calculated") (G-A1F8, SRT, "Topographical Modifier")=(G-A119,SRT, "Distal")
ACCELERATION	(MN-04,ESAOTE_P1, "Acceleration")	(A-04140,SRT, "Vascular Graft") (AG-07,99ESA_P1, "Arterial Graft")	(G-C171, SRT, "Laterality")=(G-A101,SRT, "Left") (121401, DCM, "Derivation")=(R-41D2D,SRT, "Calculated") (G-A1F8, SRT, "Topographical Modifier")=(G-A119,SRT, "Distal")
ACCELERATION TIME	(20168-1,LN, "Acceleration Time")	(A-04140,SRT, "Vascular Graft") (AG-07,99ESA_P1, "Arterial Graft")	(G-C171, SRT, "Laterality")=(G-A101,SRT, "Left") (121401, DCM, "Derivation")=(R-41D2D,SRT, "Calculated") (G-A1F8, SRT, "Topographical Modifier")=(G-A119,SRT, "Distal")
SYST VEL/DIAST VEL	(12144-2,LN, "Systolic to Diastolic Velocity Ratio")	(A-04140,SRT, "Vascular Graft") (AG-07,99ESA_P1, "Arterial Graft")	(G-C171, SRT, "Laterality")=(G-A101,SRT, "Left") (121401, DCM, "Derivation")=(R-41D2D,SRT, "Calculated") (G-A1F8, SRT, "Topographical Modifier")=(G-A119,SRT, "Distal")
DIAST VEL/SYST VEL	(MN-28,ESAOTE_P1, "Diastolic To Systolic Velocity Ratio")	(A-04140,SRT, "Vascular Graft") (AG-07,99ESA_P1, "Arterial Graft")	(G-C171, SRT, "Laterality")=(G-A101,SRT, "Left") (121401, DCM, "Derivation")=(R-41D2D,SRT, "Calculated") (G-A1F8, SRT, "Topographical Modifier")=(G-A119,SRT, "Distal")
L A ART ANAST DISTAL			
L A ART ANAST DIPSV	(11726-7,LN, "Peak Systolic Velocity")	(A-04140,SRT, "Vascular Graft") (AG-06,99ESA_P1, "Arterial Anastomosis")	(G-C171, SRT, "Laterality")=(G-A101,SRT, "Left") (121401, DCM, "Derivation")=(R-00355,SRT, "Point source measurement") (G-A1F8, SRT, "Topographical Modifier")=(G-A119,SRT, "Distal")
L A ART ANAST DIEDV	(11653-3,LN, "End Diastolic Velocity")	(A-04140,SRT, "Vascular Graft") (AG-06,99ESA_P1, "Arterial Anastomosis")	(G-C171, SRT, "Laterality")=(G-A101,SRT, "Left") (121401, DCM, "Derivation")=(R-00355,SRT, "Point source measurement") (G-A1F8, SRT, "Topographical Modifier")=(G-A119,SRT, "Distal")
L ART ANAST DIFVI			
FVI	(20354-7,LN, "Velocity Time Integral")	(A-04140,SRT, "Vascular Graft") (AG-06,99ESA_P1, "Arterial Anastomosis")	(G-C171, SRT, "Laterality")=(G-A101,SRT, "Left") (121401, DCM, "Derivation")=(R-41D2D,SRT, "Calculated") (G-A1F8, SRT, "Topographical Modifier")=(G-A119,SRT, "Distal")
PULSATILITY INDEX	(12008-9,LN, "Pulsatility Index")	(A-04140,SRT, "Vascular Graft") (AG-06,99ESA_P1, "Arterial Anastomosis")	(G-C171, SRT, "Laterality")=(G-A101,SRT, "Left") (121401, DCM, "Derivation")=(R-41D2D,SRT, "Calculated") (G-A1F8, SRT, "Topographical Modifier")=(G-A119,SRT, "Distal")
RESISTIVE INDEX	(12023-8,LN, "Resistivity Index")	(A-04140,SRT, "Vascular Graft") (AG-06,99ESA_P1, "Arterial Anastomosis")	(G-C171, SRT, "Laterality")=(G-A101,SRT, "Left") (121401, DCM, "Derivation")=(R-41D2D,SRT, "Calculated") (G-A1F8, SRT, "Topographical Modifier")=(G-A119,SRT, "Distal")
PEAK VELOCITY	(11726-7,LN, "Peak Systolic Velocity")	(A-04140,SRT, "Vascular Graft") (AG-06,99ESA_P1, "Arterial	(G-C171, SRT, "Laterality")=(G-A101,SRT, "Left") (121401, DCM, "Derivation")=(R-41D2D,SRT, "Calculated") (G-A1F8, SRT, "Topographical Modifier")=(G-A119,SRT, "Distal")

ESAOTE MEASURE	BASE MEAS. CONCEPT NAME	SECTION	CONCEPT OR ACQUISITION CONTEXT MODIFIERS
		Anastomosis")	
MEAN VELOCITY	(20352-1, LN, "Time averaged mean velocity")	(A-04140, SRT, "Vascular Graft") (AG-06,99ESA_P1, "Arterial Anastomosis")	(G-C171, SRT, "Laterality")=(G-A101, SRT, "Left") (121401, DCM, "Derivation")=(R-41D2D, SRT, "Calculated") (G-A1F8, SRT, "Topographical Modifier")=(G-A119, SRT, "Distal")
REVERSE VELOCITY	(MN-27, ESAOTE_P1, "Reverse Velocity")	(A-04140, SRT, "Vascular Graft") (AG-06,99ESA_P1, "Arterial Anastomosis")	(G-C171, SRT, "Laterality")=(G-A101, SRT, "Left") (121401, DCM, "Derivation")=(R-41D2D, SRT, "Calculated") (G-A1F8, SRT, "Topographical Modifier")=(G-A119, SRT, "Distal")
DIASTOLIC VELOCITY	(11653-3, LN, "End Diastolic Velocity")	(A-04140, SRT, "Vascular Graft") (AG-06,99ESA_P1, "Arterial Anastomosis")	(G-C171, SRT, "Laterality")=(G-A101, SRT, "Left") (121401, DCM, "Derivation")=(R-41D2D, SRT, "Calculated") (G-A1F8, SRT, "Topographical Modifier")=(G-A119, SRT, "Distal")
PEAK GRADIENT	(20247-3, LN, "Peak Gradient")	(A-04140, SRT, "Vascular Graft") (AG-06,99ESA_P1, "Arterial Anastomosis")	(G-C171, SRT, "Laterality")=(G-A101, SRT, "Left") (121401, DCM, "Derivation")=(R-41D2D, SRT, "Calculated") (G-A1F8, SRT, "Topographical Modifier")=(G-A119, SRT, "Distal")
MEAN GRADIENT	(20256-4, LN, "Mean Gradient")	(A-04140, SRT, "Vascular Graft") (AG-06,99ESA_P1, "Arterial Anastomosis")	(G-C171, SRT, "Laterality")=(G-A101, SRT, "Left") (121401, DCM, "Derivation")=(R-41D2D, SRT, "Calculated") (G-A1F8, SRT, "Topographical Modifier")=(G-A119, SRT, "Distal")
ACCELERATION	(MN-04, ESAOTE_P1, "Acceleration")	(A-04140, SRT, "Vascular Graft") (AG-06,99ESA_P1, "Arterial Anastomosis")	(G-C171, SRT, "Laterality")=(G-A101, SRT, "Left") (121401, DCM, "Derivation")=(R-41D2D, SRT, "Calculated") (G-A1F8, SRT, "Topographical Modifier")=(G-A119, SRT, "Distal")
ACCELERATION TIME	(20168-1, LN, "Acceleration Time")	(A-04140, SRT, "Vascular Graft") (AG-06,99ESA_P1, "Arterial Anastomosis")	(G-C171, SRT, "Laterality")=(G-A101, SRT, "Left") (121401, DCM, "Derivation")=(R-41D2D, SRT, "Calculated") (G-A1F8, SRT, "Topographical Modifier")=(G-A119, SRT, "Distal")
SYST VEL/DIAST VEL	(12144-2, LN, "Systolic to Diastolic Velocity Ratio")	(A-04140, SRT, "Vascular Graft") (AG-06,99ESA_P1, "Arterial Anastomosis")	(G-C171, SRT, "Laterality")=(G-A101, SRT, "Left") (121401, DCM, "Derivation")=(R-41D2D, SRT, "Calculated") (G-A1F8, SRT, "Topographical Modifier")=(G-A119, SRT, "Distal")
DIAST VEL/SYST VEL	(MN-28, ESAOTE_P1, "Diastolic To Systolic Velocity Ratio")	(A-04140, SRT, "Vascular Graft") (AG-06,99ESA_P1, "Arterial Anastomosis")	(G-C171, SRT, "Laterality")=(G-A101, SRT, "Left") (121401, DCM, "Derivation")=(R-41D2D, SRT, "Calculated") (G-A1F8, SRT, "Topographical Modifier")=(G-A119, SRT, "Distal")
L A OUTFLOW VESSEL			
L A OUTFLOW VES PSV	(11726-7, LN, "Peak Systolic Velocity")	(A-04140, SRT, "Vascular Graft") (AG-15,99ESA_P1, "Outflow Vessel")	(G-C171, SRT, "Laterality")=(G-A101, SRT, "Left") (121401, DCM, "Derivation")=(R-00355, SRT, "Point source measurement")
L A OUTFLOW VES EDV	(11653-3, LN, "End Diastolic Velocity")	(A-04140, SRT, "Vascular Graft") (AG-15,99ESA_P1, "Outflow Vessel")	(G-C171, SRT, "Laterality")=(G-A101, SRT, "Left") (121401, DCM, "Derivation")=(R-00355, SRT, "Point source measurement")
L VEN VESSEL FVI			
FVI	(20354-7, LN, "Velocity Time Integral")	(A-04140, SRT, "Vascular Graft") (AG-15,99ESA_P1, "Outflow Vessel")	(G-C171, SRT, "Laterality")=(G-A101, SRT, "Left") (121401, DCM, "Derivation")=(R-41D2D, SRT, "Calculated")
PULSATILITY INDEX	(12008-9, LN, "Pulsatility Index")	(A-04140, SRT, "Vascular Graft")	(G-C171, SRT, "Laterality")=(G-A101, SRT, "Left") (121401, DCM, "Derivation")=(R-41D2D, SRT, "Calculated")

<i>ESAOTE MEASURE</i>	<i>BASE MEAS. CONCEPT NAME</i>	<i>SECTION</i>	<i>CONCEPT OR ACQUISITION CONTEXT MODIFIERS</i>
		(AG-15,99ESA_P1, "Outflow Vessel")	
RESISTIVE INDEX	(12023-8, LN, "Resistivity Index")	(A-04140, SRT, "Vascular Graft") (AG-15,99ESA_P1, "Outflow Vessel")	(G-C171, SRT, "Laterality")=(G-A101, SRT, "Left") (121401, DCM, "Derivation")=(R-41D2D, SRT, "Calculated")
PEAK VELOCITY	(11726-7, LN, "Peak Systolic Velocity")	(A-04140, SRT, "Vascular Graft") (AG-15,99ESA_P1, "Outflow Vessel")	(G-C171, SRT, "Laterality")=(G-A101, SRT, "Left") (121401, DCM, "Derivation")=(R-41D2D, SRT, "Calculated")
MEAN VELOCITY	(20352-1, LN, "Time averaged mean velocity")	(A-04140, SRT, "Vascular Graft") (AG-15,99ESA_P1, "Outflow Vessel")	(G-C171, SRT, "Laterality")=(G-A101, SRT, "Left") (121401, DCM, "Derivation")=(R-41D2D, SRT, "Calculated")
REVERSE VELOCITY	(MN-27, ESAOTE_P1, "Reverse Velocity")	(A-04140, SRT, "Vascular Graft") (AG-15,99ESA_P1, "Outflow Vessel")	(G-C171, SRT, "Laterality")=(G-A101, SRT, "Left") (121401, DCM, "Derivation")=(R-41D2D, SRT, "Calculated")
DIASTOLIC VELOCITY	(11653-3, LN, "End Diastolic Velocity")	(A-04140, SRT, "Vascular Graft") (AG-15,99ESA_P1, "Outflow Vessel")	(G-C171, SRT, "Laterality")=(G-A101, SRT, "Left") (121401, DCM, "Derivation")=(R-41D2D, SRT, "Calculated")
PEAK GRADIENT	(20247-3, LN, "Peak Gradient")	(A-04140, SRT, "Vascular Graft") (AG-15,99ESA_P1, "Outflow Vessel")	(G-C171, SRT, "Laterality")=(G-A101, SRT, "Left") (121401, DCM, "Derivation")=(R-41D2D, SRT, "Calculated")
MEAN GRADIENT	(20256-4, LN, "Mean Gradient")	(A-04140, SRT, "Vascular Graft") (AG-15,99ESA_P1, "Outflow Vessel")	(G-C171, SRT, "Laterality")=(G-A101, SRT, "Left") (121401, DCM, "Derivation")=(R-41D2D, SRT, "Calculated")
ACCELERATION	(MN-04, ESAOTE_P1, "Acceleration")	(A-04140, SRT, "Vascular Graft") (AG-15,99ESA_P1, "Outflow Vessel")	(G-C171, SRT, "Laterality")=(G-A101, SRT, "Left") (121401, DCM, "Derivation")=(R-41D2D, SRT, "Calculated")
ACCELERATION TIME	(20168-1, LN, "Acceleration Time")	(A-04140, SRT, "Vascular Graft") (AG-15,99ESA_P1, "Outflow Vessel")	(G-C171, SRT, "Laterality")=(G-A101, SRT, "Left") (121401, DCM, "Derivation")=(R-41D2D, SRT, "Calculated")
SYST VEL/DIAST VEL	(12144-2, LN, "Systolic to Diastolic Velocity Ratio")	(A-04140, SRT, "Vascular Graft") (AG-15,99ESA_P1, "Outflow Vessel")	(G-C171, SRT, "Laterality")=(G-A101, SRT, "Left") (121401, DCM, "Derivation")=(R-41D2D, SRT, "Calculated")
DIAST VEL/SYST VEL	(MN-28, ESAOTE_P1, "Diastolic To Systolic Velocity Ratio")	(A-04140, SRT, "Vascular Graft") (AG-15,99ESA_P1, "Outflow Vessel")	(G-C171, SRT, "Laterality")=(G-A101, SRT, "Left") (121401, DCM, "Derivation")=(R-41D2D, SRT, "Calculated")
L DIA GRA			
L D ARTERIAL VESSEL			
L D ARTERIAL VES PSV	(11726-7, LN, "Peak Systolic Velocity")	(FS-01,99ESA_P1, "Dialysis Graft") (AG-05,99ESA_P1, "Arterial Vessel")	(G-C171, SRT, "Laterality")=(G-A101, SRT, "Left") (121401, DCM, "Derivation")=(R-00355, SRT, "Point source measurement")
L D ARTERIAL VES EDV	(11653-3, LN, "End Diastolic Velocity")	(FS-01,99ESA_P1, "Dialysis Graft") (AG-05,99ESA_P1, "Arterial Vessel")	(G-C171, SRT, "Laterality")=(G-A101, SRT, "Left") (121401, DCM, "Derivation")=(R-00355, SRT, "Point source measurement")
L ART VESSEL FVI			
FVI	(20354-7, LN, "Velocity Time")	(FS-01,99ESA_P1, "Dialysis Graft")	(G-C171, SRT, "Laterality")=(G-A101, SRT, "Left") (121401, DCM, "Derivation")=(R-41D2D, SRT, "Calculated")

<i>ESAOTE MEASURE</i>	<i>BASE MEAS. CONCEPT NAME</i>	<i>SECTION</i>	<i>CONCEPT OR ACQUISITION CONTEXT MODIFIERS</i>
	Integral")	(AG-05,99ESA_P1, "Arterial Vessel")	
PULSATILITY INDEX	(12008-9, LN, "Pulsatility Index")	(FS-01,99ESA_P1, "Dialysis Graft") (AG-05,99ESA_P1, "Arterial Vessel")	(G-C171, SRT, "Laterality")=(G-A101, SRT, "Left") (121401, DCM, "Derivation")=(R-41D2D, SRT, "Calculated")
RESISTIVE INDEX	(12023-8, LN, "Resistivity Index")	(FS-01,99ESA_P1, "Dialysis Graft") (AG-05,99ESA_P1, "Arterial Vessel")	(G-C171, SRT, "Laterality")=(G-A101, SRT, "Left") (121401, DCM, "Derivation")=(R-41D2D, SRT, "Calculated") (G-A1F8, SRT, "Topographical Modifier")=(G-A119, SRT, "Distal")
PEAK VELOCITY	(11726-7, LN, "Peak Systolic Velocity")	(FS-01,99ESA_P1, "Dialysis Graft") (AG-05,99ESA_P1, "Arterial Vessel")	(G-C171, SRT, "Laterality")=(G-A101, SRT, "Left") (121401, DCM, "Derivation")=(R-41D2D, SRT, "Calculated") (G-A1F8, SRT, "Topographical Modifier")=(G-A119, SRT, "Distal")
MEAN VELOCITY	(20352-1, LN, "Time averaged mean velocity")	(FS-01,99ESA_P1, "Dialysis Graft") (AG-05,99ESA_P1, "Arterial Vessel")	(G-C171, SRT, "Laterality")=(G-A101, SRT, "Left") (121401, DCM, "Derivation")=(R-41D2D, SRT, "Calculated") (G-A1F8, SRT, "Topographical Modifier")=(G-A119, SRT, "Distal")
REVERSE VELOCITY	(MN-27, ESAOTE_P1, "Reverse Velocity")	(FS-01,99ESA_P1, "Dialysis Graft") (AG-05,99ESA_P1, "Arterial Vessel")	(G-C171, SRT, "Laterality")=(G-A101, SRT, "Left") (121401, DCM, "Derivation")=(R-41D2D, SRT, "Calculated") (G-A1F8, SRT, "Topographical Modifier")=(G-A119, SRT, "Distal")
DIASTOLIC VELOCITY	(11653-3, LN, "End Diastolic Velocity")	(FS-01,99ESA_P1, "Dialysis Graft") (AG-05,99ESA_P1, "Arterial Vessel")	(G-C171, SRT, "Laterality")=(G-A101, SRT, "Left") (121401, DCM, "Derivation")=(R-41D2D, SRT, "Calculated") (G-A1F8, SRT, "Topographical Modifier")=(G-A119, SRT, "Distal")
PEAK GRADIENT	(20247-3, LN, "Peak Gradient")	(FS-01,99ESA_P1, "Dialysis Graft") (AG-05,99ESA_P1, "Arterial Vessel")	(G-C171, SRT, "Laterality")=(G-A101, SRT, "Left") (121401, DCM, "Derivation")=(R-41D2D, SRT, "Calculated") (G-A1F8, SRT, "Topographical Modifier")=(G-A119, SRT, "Distal")
MEAN GRADIENT	(20256-4, LN, "Mean Gradient")	(FS-01,99ESA_P1, "Dialysis Graft") (AG-05,99ESA_P1, "Arterial Vessel")	(G-C171, SRT, "Laterality")=(G-A101, SRT, "Left") (121401, DCM, "Derivation")=(R-41D2D, SRT, "Calculated") (G-A1F8, SRT, "Topographical Modifier")=(G-A119, SRT, "Distal")
ACCELERATION	(MN-04, ESAOTE_P1, "Acceleration")	(FS-01,99ESA_P1, "Dialysis Graft") (AG-05,99ESA_P1, "Arterial Vessel")	(G-C171, SRT, "Laterality")=(G-A101, SRT, "Left") (121401, DCM, "Derivation")=(R-41D2D, SRT, "Calculated") (G-A1F8, SRT, "Topographical Modifier")=(G-A119, SRT, "Distal")
ACCELERATION TIME	(20168-1, LN, "Acceleration Time")	(FS-01,99ESA_P1, "Dialysis Graft") (AG-05,99ESA_P1, "Arterial Vessel")	(G-C171, SRT, "Laterality")=(G-A101, SRT, "Left") (121401, DCM, "Derivation")=(R-41D2D, SRT, "Calculated") (G-A1F8, SRT, "Topographical Modifier")=(G-A119, SRT, "Distal")
SYST VEL/DIAST VEL	(12144-2, LN, "Systolic to Diastolic Velocity Ratio")	(FS-01,99ESA_P1, "Dialysis Graft") (AG-05,99ESA_P1, "Arterial Vessel")	(G-C171, SRT, "Laterality")=(G-A101, SRT, "Left") (121401, DCM, "Derivation")=(R-41D2D, SRT, "Calculated") (G-A1F8, SRT, "Topographical Modifier")=(G-A119, SRT, "Distal")
DIAST VEL/SYST VEL	(MN-28, ESAOTE_P1, "Diastolic To Systolic Velocity Ratio")	(FS-01,99ESA_P1, "Dialysis Graft") (AG-05,99ESA_P1, "Arterial Vessel")	(G-C171, SRT, "Laterality")=(G-A101, SRT, "Left") (121401, DCM, "Derivation")=(R-41D2D, SRT, "Calculated") (G-A1F8, SRT, "Topographical Modifier")=(G-A119, SRT, "Distal")
L D ART ANAST PROX			
L D ART ANAST PRPSV	(11726-7, LN, "Peak Systolic Velocity")	(FS-01,99ESA_P1, "Dialysis Graft") (AG-06,99ESA_P1, "Arterial Anastomosis")	(G-C171, SRT, "Laterality")=(G-A101, SRT, "Left") (121401, DCM, "Derivation")=(R-00355, SRT, "Point source measurement") (G-A1F8, SRT, "Topographical Modifier")=(G-A118, SRT, "Proximal")
L D ART ANAST PREDV	(11653-3, LN, "End Diastolic Velocity")	(FS-01,99ESA_P1, "Dialysis Graft") (AG-06,99ESA_P1, "Arterial Anastomosis")	(G-C171, SRT, "Laterality")=(G-A101, SRT, "Left") (121401, DCM, "Derivation")=(R-00355, SRT, "Point source measurement") (G-A1F8, SRT, "Topographical Modifier")=(G-A118, SRT, "Proximal")

ESAOTE MEASURE	BASE MEAS. CONCEPT NAME	SECTION	CONCEPT OR ACQUISITION CONTEXT MODIFIERS
L ART ANAST PRFVI			
FVI	(20354-7, LN, "Velocity Time Integral")	(FS-01,99ESA_P1, "Dialysis Graft") (AG-06,99ESA_P1, "Arterial Anastomosis")	(G-C171, SRT, "Laterality")=(G-A101, SRT, "Left") (121401, DCM, "Derivation")=(R-41D2D, SRT, "Calculated") (G-A1F8, SRT, "Topographical Modifier")=(G-A118, SRT, "Proximal")
PULSATILITY INDEX	(12008-9, LN, "Pulsatility Index")	(FS-01,99ESA_P1, "Dialysis Graft") (AG-06,99ESA_P1, "Arterial Anastomosis")	(G-C171, SRT, "Laterality")=(G-A101, SRT, "Left") (121401, DCM, "Derivation")=(R-41D2D, SRT, "Calculated") (G-A1F8, SRT, "Topographical Modifier")=(G-A118, SRT, "Proximal")
RESISTIVE INDEX	(12023-8, LN, "Resistivity Index")	(FS-01,99ESA_P1, "Dialysis Graft") (AG-06,99ESA_P1, "Arterial Anastomosis")	(G-C171, SRT, "Laterality")=(G-A101, SRT, "Left") (121401, DCM, "Derivation")=(R-41D2D, SRT, "Calculated") (G-A1F8, SRT, "Topographical Modifier")=(G-A118, SRT, "Proximal")
PEAK VELOCITY	(11726-7, LN, "Peak Systolic Velocity")	(FS-01,99ESA_P1, "Dialysis Graft") (AG-06,99ESA_P1, "Arterial Anastomosis")	(G-C171, SRT, "Laterality")=(G-A101, SRT, "Left") (121401, DCM, "Derivation")=(R-41D2D, SRT, "Calculated") (G-A1F8, SRT, "Topographical Modifier")=(G-A118, SRT, "Proximal")
MEAN VELOCITY	(20352-1, LN, "Time averaged mean velocity")	(FS-01,99ESA_P1, "Dialysis Graft") (AG-06,99ESA_P1, "Arterial Anastomosis")	(G-C171, SRT, "Laterality")=(G-A101, SRT, "Left") (121401, DCM, "Derivation")=(R-41D2D, SRT, "Calculated") (G-A1F8, SRT, "Topographical Modifier")=(G-A118, SRT, "Proximal")
REVERSE VELOCITY	(MN-27, ESAOTE_P1, "Reverse Velocity")	(FS-01,99ESA_P1, "Dialysis Graft") (AG-06,99ESA_P1, "Arterial Anastomosis")	(G-C171, SRT, "Laterality")=(G-A101, SRT, "Left") (121401, DCM, "Derivation")=(R-41D2D, SRT, "Calculated") (G-A1F8, SRT, "Topographical Modifier")=(G-A118, SRT, "Proximal")
DIASTOLIC VELOCITY	(11653-3, LN, "End Diastolic Velocity")	(FS-01,99ESA_P1, "Dialysis Graft") (AG-06,99ESA_P1, "Arterial Anastomosis")	(G-C171, SRT, "Laterality")=(G-A101, SRT, "Left") (121401, DCM, "Derivation")=(R-41D2D, SRT, "Calculated") (G-A1F8, SRT, "Topographical Modifier")=(G-A118, SRT, "Proximal")
PEAK GRADIENT	(20247-3, LN, "Peak Gradient")	(FS-01,99ESA_P1, "Dialysis Graft") (AG-06,99ESA_P1, "Arterial Anastomosis")	(G-C171, SRT, "Laterality")=(G-A101, SRT, "Left") (121401, DCM, "Derivation")=(R-41D2D, SRT, "Calculated") (G-A1F8, SRT, "Topographical Modifier")=(G-A118, SRT, "Proximal")
MEAN GRADIENT	(20256-4, LN, "Mean Gradient")	(FS-01,99ESA_P1, "Dialysis Graft") (AG-06,99ESA_P1, "Arterial Anastomosis")	(G-C171, SRT, "Laterality")=(G-A101, SRT, "Left") (121401, DCM, "Derivation")=(R-41D2D, SRT, "Calculated") (G-A1F8, SRT, "Topographical Modifier")=(G-A118, SRT, "Proximal")
ACCELERATION	(MN-04, ESAOTE_P1, "Acceleration")	(FS-01,99ESA_P1, "Dialysis Graft") (AG-06,99ESA_P1, "Arterial Anastomosis")	(G-C171, SRT, "Laterality")=(G-A101, SRT, "Left") (121401, DCM, "Derivation")=(R-41D2D, SRT, "Calculated") (G-A1F8, SRT, "Topographical Modifier")=(G-A118, SRT, "Proximal")
ACCELERATION TIME	(20168-1, LN, "Acceleration Time")	(FS-01,99ESA_P1, "Dialysis Graft") (AG-06,99ESA_P1, "Arterial Anastomosis")	(G-C171, SRT, "Laterality")=(G-A101, SRT, "Left") (121401, DCM, "Derivation")=(R-41D2D, SRT, "Calculated") (G-A1F8, SRT, "Topographical Modifier")=(G-A118, SRT, "Proximal")
SYST VEL/DIAST VEL	(12144-2, LN, "Systolic to Diastolic Velocity Ratio")	(FS-01,99ESA_P1, "Dialysis Graft") (AG-06,99ESA_P1, "Arterial Anastomosis")	(G-C171, SRT, "Laterality")=(G-A101, SRT, "Left") (121401, DCM, "Derivation")=(R-41D2D, SRT, "Calculated") (G-A1F8, SRT, "Topographical Modifier")=(G-A118, SRT, "Proximal")
DIAST VEL/SYST VEL	(MN-28, ESAOTE_P1, "Diastolic To")	(FS-01,99ESA_P1, "Dialysis Graft") (AG-06,99ESA_P1, "Arterial Anastomosis")	(G-C171, SRT, "Laterality")=(G-A101, SRT, "Left") (121401, DCM, "Derivation")=(R-41D2D, SRT, "Calculated") (G-A1F8, SRT, "Topographical Modifier")=(G-A118, SRT, "Proximal")

ESAOTE MEASURE	BASE MEAS. CONCEPT NAME	SECTION	CONCEPT OR ACQUISITION CONTEXT MODIFIERS
	Systolic Velocity Ratio")	"Arterial Anastomosis")	
L D GRAFT PROXIMAL			
L D GRAFT PROX PSV	(11726-7, LN, "Peak Systolic Velocity")	(FS-01,99ESA_P1, "Dialysis Graft") (AG-07,99ESA_P1, "Arterial Graft")	(G-C171, SRT, "Laterality")=(G-A101, SRT, "Left") (121401, DCM, "Derivation")=(R-00355, SRT, "Point source measurement") (G-A1F8, SRT, "Topographical Modifier")=(G-A118, SRT, "Proximal")
L D GRAFT PROX EDV	(11653-3, LN, "End Diastolic Velocity")	(FS-01,99ESA_P1, "Dialysis Graft") (AG-07,99ESA_P1, "Arterial Graft")	(G-C171, SRT, "Laterality")=(G-A101, SRT, "Left") (121401, DCM, "Derivation")=(R-00355, SRT, "Point source measurement") (G-A1F8, SRT, "Topographical Modifier")=(G-A118, SRT, "Proximal")
L GRAFT PROX FVI			
FVI	(20354-7, LN, "Velocity Time Integral")	(FS-01,99ESA_P1, "Dialysis Graft") (AG-07,99ESA_P1, "Arterial Graft")	(G-C171, SRT, "Laterality")=(G-A101, SRT, "Left") (121401, DCM, "Derivation")=(R-41D2D, SRT, "Calculated") (G-A1F8, SRT, "Topographical Modifier")=(G-A118, SRT, "Proximal")
PULSATILITY INDEX	(12008-9, LN, "Pulsatility Index")	(FS-01,99ESA_P1, "Dialysis Graft") (AG-07,99ESA_P1, "Arterial Graft")	(G-C171, SRT, "Laterality")=(G-A101, SRT, "Left") (121401, DCM, "Derivation")=(R-41D2D, SRT, "Calculated") (G-A1F8, SRT, "Topographical Modifier")=(G-A118, SRT, "Proximal")
RESISTIVE INDEX	(12023-8, LN, "Resistivity Index")	(FS-01,99ESA_P1, "Dialysis Graft") (AG-07,99ESA_P1, "Arterial Graft")	(G-C171, SRT, "Laterality")=(G-A101, SRT, "Left") (121401, DCM, "Derivation")=(R-41D2D, SRT, "Calculated") (G-A1F8, SRT, "Topographical Modifier")=(G-A118, SRT, "Proximal")
PEAK VELOCITY	(11726-7, LN, "Peak Systolic Velocity")	(FS-01,99ESA_P1, "Dialysis Graft") (AG-07,99ESA_P1, "Arterial Graft")	(G-C171, SRT, "Laterality")=(G-A101, SRT, "Left") (121401, DCM, "Derivation")=(R-41D2D, SRT, "Calculated") (G-A1F8, SRT, "Topographical Modifier")=(G-A118, SRT, "Proximal")
MEAN VELOCITY	(20352-1, LN, "Time averaged mean velocity")	(FS-01,99ESA_P1, "Dialysis Graft") (AG-07,99ESA_P1, "Arterial Graft")	(G-C171, SRT, "Laterality")=(G-A101, SRT, "Left") (121401, DCM, "Derivation")=(R-41D2D, SRT, "Calculated") (G-A1F8, SRT, "Topographical Modifier")=(G-A118, SRT, "Proximal")
REVERSE VELOCITY	(MN-27, ESAOTE_P1, "Reverse Velocity")	(FS-01,99ESA_P1, "Dialysis Graft") (AG-07,99ESA_P1, "Arterial Graft")	(G-C171, SRT, "Laterality")=(G-A101, SRT, "Left") (121401, DCM, "Derivation")=(R-41D2D, SRT, "Calculated") (G-A1F8, SRT, "Topographical Modifier")=(G-A118, SRT, "Proximal")
DIASTOLIC VELOCITY	(11653-3, LN, "End Diastolic Velocity")	(FS-01,99ESA_P1, "Dialysis Graft") (AG-07,99ESA_P1, "Arterial Graft")	(G-C171, SRT, "Laterality")=(G-A101, SRT, "Left") (121401, DCM, "Derivation")=(R-41D2D, SRT, "Calculated") (G-A1F8, SRT, "Topographical Modifier")=(G-A118, SRT, "Proximal")
PEAK GRADIENT	(20247-3, LN, "Peak Gradient")	(FS-01,99ESA_P1, "Dialysis Graft") (AG-07,99ESA_P1, "Arterial Graft")	(G-C171, SRT, "Laterality")=(G-A101, SRT, "Left") (121401, DCM, "Derivation")=(R-41D2D, SRT, "Calculated") (G-A1F8, SRT, "Topographical Modifier")=(G-A118, SRT, "Proximal")
MEAN GRADIENT	(20256-4, LN, "Mean Gradient")	(FS-01,99ESA_P1, "Dialysis Graft") (AG-07,99ESA_P1, "Arterial Graft")	(G-C171, SRT, "Laterality")=(G-A101, SRT, "Left") (121401, DCM, "Derivation")=(R-41D2D, SRT, "Calculated") (G-A1F8, SRT, "Topographical Modifier")=(G-A118, SRT, "Proximal")
ACCELERATION	(MN-04, ESAOTE_P1, "Acceleration")	(FS-01,99ESA_P1, "Dialysis Graft") (AG-07,99ESA_P1, "Arterial Graft")	(G-C171, SRT, "Laterality")=(G-A101, SRT, "Left") (121401, DCM, "Derivation")=(R-41D2D, SRT, "Calculated") (G-A1F8, SRT, "Topographical Modifier")=(G-A118, SRT, "Proximal")
ACCELERATION TIME	(20168-1, LN, "Acceleration Time")	(FS-01,99ESA_P1, "Dialysis Graft") (AG-07,99ESA_P1, "Arterial Graft")	(G-C171, SRT, "Laterality")=(G-A101, SRT, "Left") (121401, DCM, "Derivation")=(R-41D2D, SRT, "Calculated") (G-A1F8, SRT, "Topographical Modifier")=(G-A118, SRT, "Proximal")
SYST VEL/DIAST VEL	(12144-2, LN, "Systolic to Diastolic Velocity Ratio")	(FS-01,99ESA_P1, "Dialysis Graft") (AG-07,99ESA_P1, "Arterial Graft")	(G-C171, SRT, "Laterality")=(G-A101, SRT, "Left") (121401, DCM, "Derivation")=(R-41D2D, SRT, "Calculated") (G-A1F8, SRT, "Topographical Modifier")=(G-A118, SRT, "Proximal")

ESAOTE MEASURE	BASE MEAS. CONCEPT NAME	SECTION	CONCEPT OR ACQUISITION CONTEXT MODIFIERS
DIAST VEL/SYST VEL	(MN-28,ESAOTE_P1, "Diastolic To Systolic Velocity Ratio")	(FS-01,99ESA_P1, "Dialysis Graft") (AG-07,99ESA_P1, "Arterial Graft")	(G-C171, SRT, "Laterality")=(G-A101,SRT, "Left") (121401, DCM, "Derivation")=(R-41D2D,SRT, "Calculated") (G-A1F8, SRT, "Topographical Modifier")=(G-A118,SRT, "Proximal")
L D GRAFT MID			
L D GRAFT MID PSV	(11726-7,LN, "Peak Systolic Velocity")	(FS-01,99ESA_P1, "Dialysis Graft") (AG-07,99ESA_P1, "Arterial Graft")	(G-C171, SRT, "Laterality")=(G-A101,SRT, "Left") (121401, DCM, "Derivation")=(R-00355,SRT, "Point source measurement") (G-A1F8, SRT, "Topographical Modifier")=(G-A188,SRT, "Mid-longitudinal")
L D GRAFT MID EDV	(11653-3,LN, "End Diastolic Velocity")	(FS-01,99ESA_P1, "Dialysis Graft") (AG-07,99ESA_P1, "Arterial Graft")	(G-C171, SRT, "Laterality")=(G-A101,SRT, "Left") (121401, DCM, "Derivation")=(R-00355,SRT, "Point source measurement") (G-A1F8, SRT, "Topographical Modifier")=(G-A188,SRT, "Mid-longitudinal")
L GRAFT MID FVI			
FVI	(20354-7,LN, "Velocity Time Integral")	(FS-01,99ESA_P1, "Dialysis Graft") (AG-07,99ESA_P1, "Arterial Graft")	(G-C171, SRT, "Laterality")=(G-A101,SRT, "Left") (121401, DCM, "Derivation")=(R-41D2D,SRT, "Calculated") (G-A1F8, SRT, "Topographical Modifier")=(G-A188,SRT, "Mid-longitudinal")
PULSATILITY INDEX	(12008-9,LN, "Pulsatility Index")	(FS-01,99ESA_P1, "Dialysis Graft") (AG-07,99ESA_P1, "Arterial Graft")	(G-C171, SRT, "Laterality")=(G-A101,SRT, "Left") (121401, DCM, "Derivation")=(R-41D2D,SRT, "Calculated") (G-A1F8, SRT, "Topographical Modifier")=(G-A188,SRT, "Mid-longitudinal")
RESISTIVE INDEX	(12023-8,LN, "Resistivity Index")	(FS-01,99ESA_P1, "Dialysis Graft") (AG-07,99ESA_P1, "Arterial Graft")	(G-C171, SRT, "Laterality")=(G-A101,SRT, "Left") (121401, DCM, "Derivation")=(R-41D2D,SRT, "Calculated") (G-A1F8, SRT, "Topographical Modifier")=(G-A188,SRT, "Mid-longitudinal")
PEAK VELOCITY	(11726-7,LN, "Peak Systolic Velocity")	(FS-01,99ESA_P1, "Dialysis Graft") (AG-07,99ESA_P1, "Arterial Graft")	(G-C171, SRT, "Laterality")=(G-A101,SRT, "Left") (121401, DCM, "Derivation")=(R-41D2D,SRT, "Calculated") (G-A1F8, SRT, "Topographical Modifier")=(G-A188,SRT, "Mid-longitudinal")
MEAN VELOCITY	(20352-1,LN, "Time averaged mean velocity")	(FS-01,99ESA_P1, "Dialysis Graft") (AG-07,99ESA_P1, "Arterial Graft")	(G-C171, SRT, "Laterality")=(G-A101,SRT, "Left") (121401, DCM, "Derivation")=(R-41D2D,SRT, "Calculated") (G-A1F8, SRT, "Topographical Modifier")=(G-A188,SRT, "Mid-longitudinal")
REVERSE VELOCITY	(MN-27,ESAOTE_P1, "Reverse Velocity")	(FS-01,99ESA_P1, "Dialysis Graft") (AG-07,99ESA_P1, "Arterial Graft")	(G-C171, SRT, "Laterality")=(G-A101,SRT, "Left") (121401, DCM, "Derivation")=(R-41D2D,SRT, "Calculated") (G-A1F8, SRT, "Topographical Modifier")=(G-A188,SRT, "Mid-longitudinal")
DIASTOLIC VELOCITY	(11653-3,LN, "End Diastolic Velocity")	(FS-01,99ESA_P1, "Dialysis Graft") (AG-07,99ESA_P1, "Arterial Graft")	(G-C171, SRT, "Laterality")=(G-A101,SRT, "Left") (121401, DCM, "Derivation")=(R-41D2D,SRT, "Calculated") (G-A1F8, SRT, "Topographical Modifier")=(G-A188,SRT, "Mid-longitudinal")
PEAK GRADIENT	(20247-3,LN, "Peak Gradient")	(FS-01,99ESA_P1, "Dialysis Graft") (AG-07,99ESA_P1, "Arterial Graft")	(G-C171, SRT, "Laterality")=(G-A101,SRT, "Left") (121401, DCM, "Derivation")=(R-41D2D,SRT, "Calculated") (G-A1F8, SRT, "Topographical Modifier")=(G-A188,SRT, "Mid-longitudinal")
MEAN GRADIENT	(20256-4,LN, "Mean Gradient")	(FS-01,99ESA_P1, "Dialysis Graft") (AG-07,99ESA_P1, "Arterial Graft")	(G-C171, SRT, "Laterality")=(G-A101,SRT, "Left") (121401, DCM, "Derivation")=(R-41D2D,SRT, "Calculated") (G-A1F8, SRT, "Topographical Modifier")=(G-A188,SRT, "Mid-longitudinal")
ACCELERATION	(MN-04,ESAOTE_P1, "Acceleration")	(FS-01,99ESA_P1, "Dialysis Graft") (AG-07,99ESA_P1, "Arterial Graft")	(G-C171, SRT, "Laterality")=(G-A101,SRT, "Left") (121401, DCM, "Derivation")=(R-41D2D,SRT, "Calculated") (G-A1F8, SRT, "Topographical Modifier")=(G-A188,SRT, "Mid-longitudinal")
ACCELERATION TIME	(20168-1,LN, "Acceleration Time")	(FS-01,99ESA_P1, "Dialysis Graft") (AG-07,99ESA_P1, "Arterial Graft")	(G-C171, SRT, "Laterality")=(G-A101,SRT, "Left") (121401, DCM, "Derivation")=(R-41D2D,SRT, "Calculated") (G-A1F8, SRT, "Topographical Modifier")=(G-A188,SRT, "Mid-longitudinal")

ESAOTE MEASURE	BASE MEAS. CONCEPT NAME	SECTION	CONCEPT OR ACQUISITION CONTEXT MODIFIERS
SYST VEL/DIAST VEL	(12144-2, LN, "Systolic to Diastolic Velocity Ratio")	(FS-01,99ESA_P1, "Dialysis Graft") (AG-07,99ESA_P1, "Arterial Graft")	(G-C171, SRT, "Laterality")=(G-A101,SRT, "Left") (121401, DCM, "Derivation")=(R-41D2D,SRT, "Calculated") (G-A1F8, SRT, "Topographical Modifier")=(G-A188,SRT, "Mid-longitudinal")
DIAST VEL/SYST VEL	(MN-28,ESAOTE_P1, "Diastolic To Systolic Velocity Ratio")	(FS-01,99ESA_P1, "Dialysis Graft") (AG-07,99ESA_P1, "Arterial Graft")	(G-C171, SRT, "Laterality")=(G-A101,SRT, "Left") (121401, DCM, "Derivation")=(R-41D2D,SRT, "Calculated") (G-A1F8, SRT, "Topographical Modifier")=(G-A188,SRT, "Mid-longitudinal")
L D GRAFT DISTAL			
L D GRAFT DIST PSV	(11726-7, LN, "Peak Systolic Velocity")	(FS-01,99ESA_P1, "Dialysis Graft") (AG-07,99ESA_P1, "Arterial Graft")	(G-C171, SRT, "Laterality")=(G-A101,SRT, "Left") (121401, DCM, "Derivation")=(R-00355,SRT, "Point source measurement") (G-A1F8, SRT, "Topographical Modifier")=(G-A119,SRT, "Distal")
L D GRAFT DIST EDV	(11653-3, LN, "End Diastolic Velocity")	(FS-01,99ESA_P1, "Dialysis Graft") (AG-07,99ESA_P1, "Arterial Graft")	(G-C171, SRT, "Laterality")=(G-A101,SRT, "Left") (121401, DCM, "Derivation")=(R-00355,SRT, "Point source measurement") (G-A1F8, SRT, "Topographical Modifier")=(G-A119,SRT, "Distal")
L GRAFT DIS FVI			
FVI	(20354-7, LN, "Velocity Time Integral")	(FS-01,99ESA_P1, "Dialysis Graft") (AG-07,99ESA_P1, "Arterial Graft")	(G-C171, SRT, "Laterality")=(G-A101,SRT, "Left") (121401, DCM, "Derivation")=(R-41D2D,SRT, "Calculated") (G-A1F8, SRT, "Topographical Modifier")=(G-A119,SRT, "Distal")
PULSATILITY INDEX	(12008-9, LN, "Pulsatility Index")	(FS-01,99ESA_P1, "Dialysis Graft") (AG-07,99ESA_P1, "Arterial Graft")	(G-C171, SRT, "Laterality")=(G-A101,SRT, "Left") (121401, DCM, "Derivation")=(R-41D2D,SRT, "Calculated") (G-A1F8, SRT, "Topographical Modifier")=(G-A119,SRT, "Distal")
RESISTIVE INDEX	(12023-8, LN, "Resistivity Index")	(FS-01,99ESA_P1, "Dialysis Graft") (AG-07,99ESA_P1, "Arterial Graft")	(G-C171, SRT, "Laterality")=(G-A101,SRT, "Left") (121401, DCM, "Derivation")=(R-41D2D,SRT, "Calculated") (G-A1F8, SRT, "Topographical Modifier")=(G-A119,SRT, "Distal")
PEAK VELOCITY	(11726-7, LN, "Peak Systolic Velocity")	(FS-01,99ESA_P1, "Dialysis Graft") (AG-07,99ESA_P1, "Arterial Graft")	(G-C171, SRT, "Laterality")=(G-A101,SRT, "Left") (121401, DCM, "Derivation")=(R-41D2D,SRT, "Calculated") (G-A1F8, SRT, "Topographical Modifier")=(G-A119,SRT, "Distal")
MEAN VELOCITY	(20352-1, LN, "Time averaged mean velocity")	(FS-01,99ESA_P1, "Dialysis Graft") (AG-07,99ESA_P1, "Arterial Graft")	(G-C171, SRT, "Laterality")=(G-A101,SRT, "Left") (121401, DCM, "Derivation")=(R-41D2D,SRT, "Calculated") (G-A1F8, SRT, "Topographical Modifier")=(G-A119,SRT, "Distal")
REVERSE VELOCITY	(MN-27,ESAOTE_P1, "Reverse Velocity")	(FS-01,99ESA_P1, "Dialysis Graft") (AG-07,99ESA_P1, "Arterial Graft")	(G-C171, SRT, "Laterality")=(G-A101,SRT, "Left") (121401, DCM, "Derivation")=(R-41D2D,SRT, "Calculated") (G-A1F8, SRT, "Topographical Modifier")=(G-A119,SRT, "Distal")
DIASTOLIC VELOCITY	(11653-3, LN, "End Diastolic Velocity")	(FS-01,99ESA_P1, "Dialysis Graft") (AG-07,99ESA_P1, "Arterial Graft")	(G-C171, SRT, "Laterality")=(G-A101,SRT, "Left") (121401, DCM, "Derivation")=(R-41D2D,SRT, "Calculated") (G-A1F8, SRT, "Topographical Modifier")=(G-A119,SRT, "Distal")
PEAK GRADIENT	(20247-3, LN, "Peak Gradient")	(FS-01,99ESA_P1, "Dialysis Graft") (AG-07,99ESA_P1, "Arterial Graft")	(G-C171, SRT, "Laterality")=(G-A101,SRT, "Left") (121401, DCM, "Derivation")=(R-41D2D,SRT, "Calculated") (G-A1F8, SRT, "Topographical Modifier")=(G-A119,SRT, "Distal")
MEAN GRADIENT	(20256-4, LN, "Mean Gradient")	(FS-01,99ESA_P1, "Dialysis Graft") (AG-07,99ESA_P1, "Arterial Graft")	(G-C171, SRT, "Laterality")=(G-A101,SRT, "Left") (121401, DCM, "Derivation")=(R-41D2D,SRT, "Calculated") (G-A1F8, SRT, "Topographical Modifier")=(G-A119,SRT, "Distal")
ACCELERATION	(MN-04,ESAOTE_P1, "Acceleration")	(FS-01,99ESA_P1, "Dialysis Graft") (AG-07,99ESA_P1, "Arterial Graft")	(G-C171, SRT, "Laterality")=(G-A101,SRT, "Left") (121401, DCM, "Derivation")=(R-41D2D,SRT, "Calculated") (G-A1F8, SRT, "Topographical Modifier")=(G-A119,SRT, "Distal")
ACCELERATION TIME	(20168-1, LN, "Acceleration")	(FS-01,99ESA_P1, "Dialysis Graft")	(G-C171, SRT, "Laterality")=(G-A101,SRT, "Left") (121401, DCM, "Derivation")=(R-41D2D,SRT, "Calculated")

ESAOTE MEASURE	BASE MEAS. CONCEPT NAME	SECTION	CONCEPT OR ACQUISITION CONTEXT MODIFIERS
	Time")	(AG-07,99ESA_P1, "Arterial Graft")	(G-A1F8, SRT, "Topographical Modifier)=(G-A119,SRT, "Distal")
SYST VEL/DIAST VEL	(12144-2,LN, "Systolic to Diastolic Velocity Ratio")	(FS-01,99ESA_P1, "Dialysis Graft") (AG-07,99ESA_P1, "Arterial Graft")	(G-C171, SRT, "Laterality)=(G-A101,SRT, "Left") (121401, DCM, "Derivation)=(R-41D2D,SRT, "Calculated") (G-A1F8, SRT, "Topographical Modifier)=(G-A119,SRT, "Distal")
DIAST VEL/SYST VEL	(MN-28,ESAOTE_P1, "Diastolic To Systolic Velocity Ratio")	(FS-01,99ESA_P1, "Dialysis Graft") (AG-07,99ESA_P1, "Arterial Graft")	(G-C171, SRT, "Laterality)=(G-A101,SRT, "Left") (121401, DCM, "Derivation)=(R-41D2D,SRT, "Calculated") (G-A1F8, SRT, "Topographical Modifier)=(G-A119,SRT, "Distal")
L D ART ANAST DISTAL			
L D ART ANAST DIPS V	(11726-7,LN, "Peak Systolic Velocity")	(FS-01,99ESA_P1, "Dialysis Graft") (AG-06,99ESA_P1, "Arterial Anastomosis")	(G-C171, SRT, "Laterality)=(G-A101,SRT, "Left") (121401, DCM, "Derivation)=(R-00355,SRT, "Point source measurement") (G-A1F8, SRT, "Topographical Modifier)=(G-A119,SRT, "Distal")
L D ART ANAST DIED V	(11653-3,LN, "End Diastolic Velocity")	(FS-01,99ESA_P1, "Dialysis Graft") (AG-06,99ESA_P1, "Arterial Anastomosis")	(G-C171, SRT, "Laterality)=(G-A101,SRT, "Left") (121401, DCM, "Derivation)=(R-00355,SRT, "Point source measurement") (G-A1F8, SRT, "Topographical Modifier)=(G-A119,SRT, "Distal")
L ART ANAST DIFVI			
FVI	(20354-7,LN, "Velocity Time Integral")	(FS-01,99ESA_P1, "Dialysis Graft") (AG-06,99ESA_P1, "Arterial Anastomosis")	(G-C171, SRT, "Laterality)=(G-A101,SRT, "Left") (121401, DCM, "Derivation)=(R-41D2D,SRT, "Calculated") (G-A1F8, SRT, "Topographical Modifier)=(G-A119,SRT, "Distal")
PULSATILITY INDEX	(12008-9,LN, "Pulsatility Index")	(FS-01,99ESA_P1, "Dialysis Graft") (AG-06,99ESA_P1, "Arterial Anastomosis")	(G-C171, SRT, "Laterality)=(G-A101,SRT, "Left") (121401, DCM, "Derivation)=(R-41D2D,SRT, "Calculated") (G-A1F8, SRT, "Topographical Modifier)=(G-A119,SRT, "Distal")
RESISTIVE INDEX	(12023-8,LN, "Resistivity Index")	(FS-01,99ESA_P1, "Dialysis Graft") (AG-06,99ESA_P1, "Arterial Anastomosis")	(G-C171, SRT, "Laterality)=(G-A101,SRT, "Left") (121401, DCM, "Derivation)=(R-41D2D,SRT, "Calculated") (G-A1F8, SRT, "Topographical Modifier)=(G-A119,SRT, "Distal")
PEAK VELOCITY	(11726-7,LN, "Peak Systolic Velocity")	(FS-01,99ESA_P1, "Dialysis Graft") (AG-06,99ESA_P1, "Arterial Anastomosis")	(G-C171, SRT, "Laterality)=(G-A101,SRT, "Left") (121401, DCM, "Derivation)=(R-41D2D,SRT, "Calculated") (G-A1F8, SRT, "Topographical Modifier)=(G-A119,SRT, "Distal")
MEAN VELOCITY	(20352-1,LN, "Time averaged mean velocity")	(FS-01,99ESA_P1, "Dialysis Graft") (AG-06,99ESA_P1, "Arterial Anastomosis")	(G-C171, SRT, "Laterality)=(G-A101,SRT, "Left") (121401, DCM, "Derivation)=(R-41D2D,SRT, "Calculated") (G-A1F8, SRT, "Topographical Modifier)=(G-A119,SRT, "Distal")
REVERSE VELOCITY	(MN-27,ESAOTE_P1, "Reverse Velocity")	(FS-01,99ESA_P1, "Dialysis Graft") (AG-06,99ESA_P1, "Arterial Anastomosis")	(G-C171, SRT, "Laterality)=(G-A101,SRT, "Left") (121401, DCM, "Derivation)=(R-41D2D,SRT, "Calculated") (G-A1F8, SRT, "Topographical Modifier)=(G-A119,SRT, "Distal")
DIASTOLIC VELOCITY	(11653-3,LN, "End Diastolic Velocity")	(FS-01,99ESA_P1, "Dialysis Graft") (AG-06,99ESA_P1, "Arterial Anastomosis")	(G-C171, SRT, "Laterality)=(G-A101,SRT, "Left") (121401, DCM, "Derivation)=(R-41D2D,SRT, "Calculated") (G-A1F8, SRT, "Topographical Modifier)=(G-A119,SRT, "Distal")
PEAK GRADIENT	(20247-3,LN, "Peak Gradient")	(FS-01,99ESA_P1, "Dialysis Graft") (AG-06,99ESA_P1, "Arterial Anastomosis")	(G-C171, SRT, "Laterality)=(G-A101,SRT, "Left") (121401, DCM, "Derivation)=(R-41D2D,SRT, "Calculated") (G-A1F8, SRT, "Topographical Modifier)=(G-A119,SRT, "Distal")

<i>ESAOTE MEASURE</i>	<i>BASE MEAS. CONCEPT NAME</i>	<i>SECTION</i>	<i>CONCEPT OR ACQUISITION CONTEXT MODIFIERS</i>
MEAN GRADIENT	(20256-4, LN, "Mean Gradient")	(FS-01,99ESA_P1, "Dialysis Graft") (AG-06,99ESA_P1, "Arterial Anastomosis")	(G-C171, SRT, "Laterality")=(G-A101,SRT, "Left") (121401, DCM, "Derivation")=(R-41D2D,SRT, "Calculated") (G-A1F8, SRT, "Topographical Modifier")=(G-A119,SRT, "Distal")
ACCELERATION	(MN-04,ESAOTE_P1, "Acceleration")	(FS-01,99ESA_P1, "Dialysis Graft") (AG-06,99ESA_P1, "Arterial Anastomosis")	(G-C171, SRT, "Laterality")=(G-A101,SRT, "Left") (121401, DCM, "Derivation")=(R-41D2D,SRT, "Calculated") (G-A1F8, SRT, "Topographical Modifier")=(G-A119,SRT, "Distal")
ACCELERATION TIME	(20168-1, LN, "Acceleration Time")	(FS-01,99ESA_P1, "Dialysis Graft") (AG-06,99ESA_P1, "Arterial Anastomosis")	(G-C171, SRT, "Laterality")=(G-A101,SRT, "Left") (121401, DCM, "Derivation")=(R-41D2D,SRT, "Calculated") (G-A1F8, SRT, "Topographical Modifier")=(G-A119,SRT, "Distal")
SYST VEL/DIAST VEL	(12144-2, LN, "Systolic to Diastolic Velocity Ratio")	(FS-01,99ESA_P1, "Dialysis Graft") (AG-06,99ESA_P1, "Arterial Anastomosis")	(G-C171, SRT, "Laterality")=(G-A101,SRT, "Left") (121401, DCM, "Derivation")=(R-41D2D,SRT, "Calculated") (G-A1F8, SRT, "Topographical Modifier")=(G-A119,SRT, "Distal")
DIAST VEL/SYST VEL	(MN-28,ESAOTE_P1, "Diastolic To Systolic Velocity Ratio")	(FS-01,99ESA_P1, "Dialysis Graft") (AG-06,99ESA_P1, "Arterial Anastomosis")	(G-C171, SRT, "Laterality")=(G-A101,SRT, "Left") (121401, DCM, "Derivation")=(R-41D2D,SRT, "Calculated") (G-A1F8, SRT, "Topographical Modifier")=(G-A119,SRT, "Distal")
L PUNCTURE 1			
L PUNCTURE 1 PSV	(11726-7, LN, "Peak Systolic Velocity")	(FS-01,99ESA_P1, "Dialysis Graft") (AG-11,99ESA_P1, "Puncture1")	(G-C171, SRT, "Laterality")=(G-A101,SRT, "Left") (121401, DCM, "Derivation")=(R-00355,SRT, "Point source measurement")
L PUNCTURE 1 EDV	(11653-3, LN, "End Diastolic Velocity")	(FS-01,99ESA_P1, "Dialysis Graft") (AG-11,99ESA_P1, "Puncture1")	(G-C171, SRT, "Laterality")=(G-A101,SRT, "Left") (121401, DCM, "Derivation")=(R-00355,SRT, "Point source measurement")
L PUNCTURE 1 FVI			
FVI	(20354-7, LN, "Velocity Time Integral")	(FS-01,99ESA_P1, "Dialysis Graft") (AG-11,99ESA_P1, "Puncture1")	(G-C171, SRT, "Laterality")=(G-A101,SRT, "Left") (121401, DCM, "Derivation")=(R-41D2D,SRT, "Calculated")
PULSATILITY INDEX	(12008-9, LN, "Pulsatility Index")	(FS-01,99ESA_P1, "Dialysis Graft") (AG-11,99ESA_P1, "Puncture1")	(G-C171, SRT, "Laterality")=(G-A101,SRT, "Left") (121401, DCM, "Derivation")=(R-41D2D,SRT, "Calculated")
RESISTIVE INDEX	(12023-8, LN, "Resistivity Index")	(FS-01,99ESA_P1, "Dialysis Graft") (AG-11,99ESA_P1, "Puncture1")	(G-C171, SRT, "Laterality")=(G-A101,SRT, "Left") (121401, DCM, "Derivation")=(R-41D2D,SRT, "Calculated")
PEAK VELOCITY	(11726-7, LN, "Peak Systolic Velocity")	(FS-01,99ESA_P1, "Dialysis Graft") (AG-11,99ESA_P1, "Puncture1")	(G-C171, SRT, "Laterality")=(G-A101,SRT, "Left") (121401, DCM, "Derivation")=(R-41D2D,SRT, "Calculated")
MEAN VELOCITY	(20352-1, LN, "Time averaged mean velocity")	(FS-01,99ESA_P1, "Dialysis Graft") (AG-11,99ESA_P1, "Puncture1")	(G-C171, SRT, "Laterality")=(G-A101,SRT, "Left") (121401, DCM, "Derivation")=(R-41D2D,SRT, "Calculated")
REVERSE VELOCITY	(MN-27,ESAOTE_P1, "Reverse Velocity")	(FS-01,99ESA_P1, "Dialysis Graft") (AG-11,99ESA_P1, "Puncture1")	(G-C171, SRT, "Laterality")=(G-A101,SRT, "Left") (121401, DCM, "Derivation")=(R-41D2D,SRT, "Calculated")
DIASTOLIC VELOCITY	(11653-3, LN, "End Diastolic Velocity")	(FS-01,99ESA_P1, "Dialysis Graft") (AG-11,99ESA_P1, "Puncture1")	(G-C171, SRT, "Laterality")=(G-A101,SRT, "Left") (121401, DCM, "Derivation")=(R-41D2D,SRT, "Calculated")

ESAOTE MEASURE	BASE MEAS. CONCEPT NAME	SECTION	CONCEPT OR ACQUISITION CONTEXT MODIFIERS
		"Puncture1")	
PEAK GRADIENT	(20247-3, LN, "Peak Gradient")	(FS-01,99ESA_P1, "Dialysis Graft") (AG-11,99ESA_P1, "Puncture1")	(G-C171, SRT, "Laterality")=(G-A101,SRT, "Left") (121401, DCM, "Derivation")=(R-41D2D,SRT, "Calculated")
MEAN GRADIENT	(20256-4, LN, "Mean Gradient")	(FS-01,99ESA_P1, "Dialysis Graft") (AG-11,99ESA_P1, "Puncture1")	(G-C171, SRT, "Laterality")=(G-A101,SRT, "Left") (121401, DCM, "Derivation")=(R-41D2D,SRT, "Calculated")
ACCELERATION	(MN-04, ESAOTE_P1, "Acceleration")	(FS-01,99ESA_P1, "Dialysis Graft") (AG-11,99ESA_P1, "Puncture1")	(G-C171, SRT, "Laterality")=(G-A101,SRT, "Left") (121401, DCM, "Derivation")=(R-41D2D,SRT, "Calculated")
ACCELERATION TIME	(20168-1, LN, "Acceleration Time")	(FS-01,99ESA_P1, "Dialysis Graft") (AG-11,99ESA_P1, "Puncture1")	(G-C171, SRT, "Laterality")=(G-A101,SRT, "Left") (121401, DCM, "Derivation")=(R-41D2D,SRT, "Calculated")
SYST VEL/DIAST VEL	(12144-2, LN, "Systolic to Diastolic Velocity Ratio")	(FS-01,99ESA_P1, "Dialysis Graft") (AG-11,99ESA_P1, "Puncture1")	(G-C171, SRT, "Laterality")=(G-A101,SRT, "Left") (121401, DCM, "Derivation")=(R-41D2D,SRT, "Calculated")
DIAST VEL/SYST VEL	(MN-28, ESAOTE_P1, "Diastolic To Systolic Velocity Ratio")	(FS-01,99ESA_P1, "Dialysis Graft") (AG-11,99ESA_P1, "Puncture1")	(G-C171, SRT, "Laterality")=(G-A101,SRT, "Left") (121401, DCM, "Derivation")=(R-41D2D,SRT, "Calculated")
L PUNCTURE 2			
L PUNCTURE 2 PSV	(11726-7, LN, "Peak Systolic Velocity")	(FS-01,99ESA_P1, "Dialysis Graft") (AG-12,99ESA_P1, "Puncture2")	(G-C171, SRT, "Laterality")=(G-A101,SRT, "Left") (121401, DCM, "Derivation")=(R-00355,SRT, "Point source measurement")
L PUNCTURE 2 EDV	(11653-3, LN, "End Diastolic Velocity")	(FS-01,99ESA_P1, "Dialysis Graft") (AG-12,99ESA_P1, "Puncture2")	(G-C171, SRT, "Laterality")=(G-A101,SRT, "Left") (121401, DCM, "Derivation")=(R-00355,SRT, "Point source measurement")
L PUNCTURE 2 FVI			
FVI	(20354-7, LN, "Velocity Time Integral")	(FS-01,99ESA_P1, "Dialysis Graft") (AG-12,99ESA_P1, "Puncture2")	(G-C171, SRT, "Laterality")=(G-A101,SRT, "Left") (121401, DCM, "Derivation")=(R-41D2D,SRT, "Calculated")
PULSATILITY INDEX	(12008-9, LN, "Pulsatility Index")	(FS-01,99ESA_P1, "Dialysis Graft") (AG-12,99ESA_P1, "Puncture2")	(G-C171, SRT, "Laterality")=(G-A101,SRT, "Left") (121401, DCM, "Derivation")=(R-41D2D,SRT, "Calculated")
RESISTIVE INDEX	(12023-8, LN, "Resistivity Index")	(FS-01,99ESA_P1, "Dialysis Graft") (AG-12,99ESA_P1, "Puncture2")	(G-C171, SRT, "Laterality")=(G-A101,SRT, "Left") (121401, DCM, "Derivation")=(R-41D2D,SRT, "Calculated")
PEAK VELOCITY	(11726-7, LN, "Peak Systolic Velocity")	(FS-01,99ESA_P1, "Dialysis Graft") (AG-12,99ESA_P1, "Puncture2")	(G-C171, SRT, "Laterality")=(G-A101,SRT, "Left") (121401, DCM, "Derivation")=(R-41D2D,SRT, "Calculated")
MEAN VELOCITY	(20352-1, LN, "Time averaged mean velocity")	(FS-01,99ESA_P1, "Dialysis Graft") (AG-12,99ESA_P1, "Puncture2")	(G-C171, SRT, "Laterality")=(G-A101,SRT, "Left") (121401, DCM, "Derivation")=(R-41D2D,SRT, "Calculated")
REVERSE VELOCITY	(MN-27, ESAOTE_P1, "Reverse Velocity")	(FS-01,99ESA_P1, "Dialysis Graft") (AG-12,99ESA_P1, "Puncture2")	(G-C171, SRT, "Laterality")=(G-A101,SRT, "Left") (121401, DCM, "Derivation")=(R-41D2D,SRT, "Calculated")

<i>ESAOTE MEASURE</i>	<i>BASE MEAS. CONCEPT NAME</i>	<i>SECTION</i>	<i>CONCEPT OR ACQUISITION CONTEXT MODIFIERS</i>
DIASTOLIC VELOCITY	(11653-3, LN, "End Diastolic Velocity")	(FS-01,99ESA_P1, "Dialysis Graft") (AG-12,99ESA_P1, "Puncture2")	(G-C171, SRT, "Laterality")=(G-A101,SRT, "Left") (121401, DCM, "Derivation")=(R-41D2D,SRT, "Calculated")
PEAK GRADIENT	(20247-3, LN, "Peak Gradient")	(FS-01,99ESA_P1, "Dialysis Graft") (AG-12,99ESA_P1, "Puncture2")	(G-C171, SRT, "Laterality")=(G-A101,SRT, "Left") (121401, DCM, "Derivation")=(R-41D2D,SRT, "Calculated")
MEAN GRADIENT	(20256-4, LN, "Mean Gradient")	(FS-01,99ESA_P1, "Dialysis Graft") (AG-12,99ESA_P1, "Puncture2")	(G-C171, SRT, "Laterality")=(G-A101,SRT, "Left") (121401, DCM, "Derivation")=(R-41D2D,SRT, "Calculated")
ACCELERATION	(MN-04, ESAOTE_P1, "Acceleration")	(FS-01,99ESA_P1, "Dialysis Graft") (AG-12,99ESA_P1, "Puncture2")	(G-C171, SRT, "Laterality")=(G-A101,SRT, "Left") (121401, DCM, "Derivation")=(R-41D2D,SRT, "Calculated")
ACCELERATION TIME	(20168-1, LN, "Acceleration Time")	(FS-01,99ESA_P1, "Dialysis Graft") (AG-12,99ESA_P1, "Puncture2")	(G-C171, SRT, "Laterality")=(G-A101,SRT, "Left") (121401, DCM, "Derivation")=(R-41D2D,SRT, "Calculated")
SYST VEL/DIAST VEL	(12144-2, LN, "Systolic to Diastolic Velocity Ratio")	(FS-01,99ESA_P1, "Dialysis Graft") (AG-12,99ESA_P1, "Puncture2")	(G-C171, SRT, "Laterality")=(G-A101,SRT, "Left") (121401, DCM, "Derivation")=(R-41D2D,SRT, "Calculated")
DIAST VEL/SYST VEL	(MN-28, ESAOTE_P1, "Diastolic To Systolic Velocity Ratio")	(FS-01,99ESA_P1, "Dialysis Graft") (AG-12,99ESA_P1, "Puncture2")	(G-C171, SRT, "Laterality")=(G-A101,SRT, "Left") (121401, DCM, "Derivation")=(R-41D2D,SRT, "Calculated")
L PUNCTURE 3			
L PUNCTURE 3 PSV	(11726-7, LN, "Peak Systolic Velocity")	(FS-01,99ESA_P1, "Dialysis Graft") (AG-13,99ESA_P1, "Puncture3")	(G-C171, SRT, "Laterality")=(G-A101,SRT, "Left") (121401, DCM, "Derivation")=(R-00355,SRT, "Point source measurement")
L PUNCTURE 3 EDV	(11653-3, LN, "End Diastolic Velocity")	(FS-01,99ESA_P1, "Dialysis Graft") (AG-13,99ESA_P1, "Puncture3")	(G-C171, SRT, "Laterality")=(G-A101,SRT, "Left") (121401, DCM, "Derivation")=(R-00355,SRT, "Point source measurement")
L PUNCTURE 3 FVI			
FVI	(20354-7, LN, "Velocity Time Integral")	(FS-01,99ESA_P1, "Dialysis Graft") (AG-13,99ESA_P1, "Puncture3")	(G-C171, SRT, "Laterality")=(G-A101,SRT, "Left") (121401, DCM, "Derivation")=(R-41D2D,SRT, "Calculated")
PULSATILITY INDEX	(12008-9, LN, "Pulsatility Index")	(FS-01,99ESA_P1, "Dialysis Graft") (AG-13,99ESA_P1, "Puncture3")	(G-C171, SRT, "Laterality")=(G-A101,SRT, "Left") (121401, DCM, "Derivation")=(R-41D2D,SRT, "Calculated")
RESISTIVE INDEX	(12023-8, LN, "Resistivity Index")	(FS-01,99ESA_P1, "Dialysis Graft") (AG-13,99ESA_P1, "Puncture3")	(G-C171, SRT, "Laterality")=(G-A101,SRT, "Left") (121401, DCM, "Derivation")=(R-41D2D,SRT, "Calculated")
PEAK VELOCITY	(11726-7, LN, "Peak Systolic Velocity")	(FS-01,99ESA_P1, "Dialysis Graft") (AG-13,99ESA_P1, "Puncture3")	(G-C171, SRT, "Laterality")=(G-A101,SRT, "Left") (121401, DCM, "Derivation")=(R-41D2D,SRT, "Calculated")
MEAN VELOCITY	(20352-1, LN, "Time averaged mean velocity")	(FS-01,99ESA_P1, "Dialysis Graft") (AG-13,99ESA_P1, "Puncture3")	(G-C171, SRT, "Laterality")=(G-A101,SRT, "Left") (121401, DCM, "Derivation")=(R-41D2D,SRT, "Calculated")
REVERSE VELOCITY	(MN-27, ESAOTE_P1, "Reverse Velocity")	(FS-01,99ESA_P1, "Dialysis Graft")	(G-C171, SRT, "Laterality")=(G-A101,SRT, "Left") (121401, DCM, "Derivation")=(R-41D2D,SRT, "Calculated")

ESAOTE MEASURE	BASE MEAS. CONCEPT NAME	SECTION	CONCEPT OR ACQUISITION CONTEXT MODIFIERS
	"Reverse Velocity")	(AG-13,99ESA_P1, "Puncture3")	
DIASTOLIC VELOCITY	(11653-3, LN, "End Diastolic Velocity")	(FS-01,99ESA_P1, "Dialysis Graft") (AG-13,99ESA_P1, "Puncture3")	(G-C171, SRT, "Laterality")=(G-A101,SRT, "Left") (121401, DCM, "Derivation")=(R-41D2D,SRT, "Calculated")
PEAK GRADIENT	(20247-3, LN, "Peak Gradient")	(FS-01,99ESA_P1, "Dialysis Graft") (AG-13,99ESA_P1, "Puncture3")	(G-C171, SRT, "Laterality")=(G-A101,SRT, "Left") (121401, DCM, "Derivation")=(R-41D2D,SRT, "Calculated")
MEAN GRADIENT	(20256-4, LN, "Mean Gradient")	(FS-01,99ESA_P1, "Dialysis Graft") (AG-13,99ESA_P1, "Puncture3")	(G-C171, SRT, "Laterality")=(G-A101,SRT, "Left") (121401, DCM, "Derivation")=(R-41D2D,SRT, "Calculated")
ACCELERATION	(MN-04, ESAOTE_P1, "Acceleration")	(FS-01,99ESA_P1, "Dialysis Graft") (AG-13,99ESA_P1, "Puncture3")	(G-C171, SRT, "Laterality")=(G-A101,SRT, "Left") (121401, DCM, "Derivation")=(R-41D2D,SRT, "Calculated")
ACCELERATION TIME	(20168-1, LN, "Acceleration Time")	(FS-01,99ESA_P1, "Dialysis Graft") (AG-13,99ESA_P1, "Puncture3")	(G-C171, SRT, "Laterality")=(G-A101,SRT, "Left") (121401, DCM, "Derivation")=(R-41D2D,SRT, "Calculated")
SYST VEL/DIAST VEL	(12144-2, LN, "Systolic to Diastolic Velocity Ratio")	(FS-01,99ESA_P1, "Dialysis Graft") (AG-13,99ESA_P1, "Puncture3")	(G-C171, SRT, "Laterality")=(G-A101,SRT, "Left") (121401, DCM, "Derivation")=(R-41D2D,SRT, "Calculated")
DIAST VEL/SYST VEL	(MN-28, ESAOTE_P1, "Diastolic To Systolic Velocity Ratio")	(FS-01,99ESA_P1, "Dialysis Graft") (AG-13,99ESA_P1, "Puncture3")	(G-C171, SRT, "Laterality")=(G-A101,SRT, "Left") (121401, DCM, "Derivation")=(R-41D2D,SRT, "Calculated")
L VENOUS VESSEL			
L VENOUS VESSEL PSV	(11726-7, LN, "Peak Systolic Velocity")	(FS-01,99ESA_P1, "Dialysis Graft") (AG-10,99ESA_P1, "Venous Vessel")	(G-C171, SRT, "Laterality")=(G-A101,SRT, "Left") (121401, DCM, "Derivation")=(R-00355,SRT, "Point source measurement")
L VENOUS VESSEL EDV	(11653-3, LN, "End Diastolic Velocity")	(FS-01,99ESA_P1, "Dialysis Graft") (AG-10,99ESA_P1, "Venous Vessel")	(G-C171, SRT, "Laterality")=(G-A101,SRT, "Left") (121401, DCM, "Derivation")=(R-00355,SRT, "Point source measurement")
L VEN VESSEL FVI			
FVI	(20354-7, LN, "Velocity Time Integral")	(FS-01,99ESA_P1, "Dialysis Graft") (AG-10,99ESA_P1, "Venous Vessel")	(G-C171, SRT, "Laterality")=(G-A101,SRT, "Left") (121401, DCM, "Derivation")=(R-41D2D,SRT, "Calculated")
PULSATILITY INDEX	(12008-9, LN, "Pulsatility Index")	(FS-01,99ESA_P1, "Dialysis Graft") (AG-10,99ESA_P1, "Venous Vessel")	(G-C171, SRT, "Laterality")=(G-A101,SRT, "Left") (121401, DCM, "Derivation")=(R-41D2D,SRT, "Calculated")
RESISTIVE INDEX	(12023-8, LN, "Resistivity Index")	(FS-01,99ESA_P1, "Dialysis Graft") (AG-10,99ESA_P1, "Venous Vessel")	(G-C171, SRT, "Laterality")=(G-A101,SRT, "Left") (121401, DCM, "Derivation")=(R-41D2D,SRT, "Calculated")
PEAK VELOCITY	(11726-7, LN, "Peak Systolic Velocity")	(FS-01,99ESA_P1, "Dialysis Graft") (AG-10,99ESA_P1, "Venous Vessel")	(G-C171, SRT, "Laterality")=(G-A101,SRT, "Left") (121401, DCM, "Derivation")=(R-41D2D,SRT, "Calculated")
MEAN VELOCITY	(20352-1, LN, "Time averaged mean velocity")	(FS-01,99ESA_P1, "Dialysis Graft") (AG-10,99ESA_P1, "Venous Vessel")	(G-C171, SRT, "Laterality")=(G-A101,SRT, "Left") (121401, DCM, "Derivation")=(R-41D2D,SRT, "Calculated")

<i>ESAOTE MEASURE</i>	<i>BASE MEAS. CONCEPT NAME</i>	<i>SECTION</i>	<i>CONCEPT OR ACQUISITION CONTEXT MODIFIERS</i>
REVERSE VELOCITY	(MN-27,ESAOTE_P1, "Reverse Velocity")	(FS-01,99ESA_P1, "Dialysis Graft") (AG-10,99ESA_P1, "Venous Vessel")	(G-C171, SRT, "Laterality")=(G-A101,SRT, "Left") (121401, DCM, "Derivation")=(R-41D2D,SRT, "Calculated")
DIASTOLIC VELOCITY	(11653-3,LN, "End Diastolic Velocity")	(FS-01,99ESA_P1, "Dialysis Graft") (AG-10,99ESA_P1, "Venous Vessel")	(G-C171, SRT, "Laterality")=(G-A101,SRT, "Left") (121401, DCM, "Derivation")=(R-41D2D,SRT, "Calculated")
PEAK GRADIENT	(20247-3,LN, "Peak Gradient")	(FS-01,99ESA_P1, "Dialysis Graft") (AG-10,99ESA_P1, "Venous Vessel")	(G-C171, SRT, "Laterality")=(G-A101,SRT, "Left") (121401, DCM, "Derivation")=(R-41D2D,SRT, "Calculated")
MEAN GRADIENT	(20256-4,LN, "Mean Gradient")	(FS-01,99ESA_P1, "Dialysis Graft") (AG-10,99ESA_P1, "Venous Vessel")	(G-C171, SRT, "Laterality")=(G-A101,SRT, "Left") (121401, DCM, "Derivation")=(R-41D2D,SRT, "Calculated")
ACCELERATION	(MN-04,ESAOTE_P1, "Acceleration")	(FS-01,99ESA_P1, "Dialysis Graft") (AG-10,99ESA_P1, "Venous Vessel")	(G-C171, SRT, "Laterality")=(G-A101,SRT, "Left") (121401, DCM, "Derivation")=(R-41D2D,SRT, "Calculated")
ACCELERATION TIME	(20168-1,LN, "Acceleration Time")	(FS-01,99ESA_P1, "Dialysis Graft") (AG-10,99ESA_P1, "Venous Vessel")	(G-C171, SRT, "Laterality")=(G-A101,SRT, "Left") (121401, DCM, "Derivation")=(R-41D2D,SRT, "Calculated")
SYST VEL/DIAST VEL	(12144-2,LN, "Systolic to Diastolic Velocity Ratio")	(FS-01,99ESA_P1, "Dialysis Graft") (AG-10,99ESA_P1, "Venous Vessel")	(G-C171, SRT, "Laterality")=(G-A101,SRT, "Left") (121401, DCM, "Derivation")=(R-41D2D,SRT, "Calculated")
DIAST VEL/SYST VEL	(MN-28,ESAOTE_P1, "Diastolic To Systolic Velocity Ratio")	(FS-01,99ESA_P1, "Dialysis Graft") (AG-10,99ESA_P1, "Venous Vessel")	(G-C171, SRT, "Laterality")=(G-A101,SRT, "Left") (121401, DCM, "Derivation")=(R-41D2D,SRT, "Calculated")
L VENOUS JUNCTION			
L VENOUS JUN PSV	(11726-7,LN, "Peak Systolic Velocity")	(FS-01,99ESA_P1, "Dialysis Graft") (AG-14,99ESA_P1, "Venous Junction")	(G-C171, SRT, "Laterality")=(G-A101,SRT, "Left") (121401, DCM, "Derivation")=(R-00355,SRT, "Point source measurement")
L VENOUS JUN EDV	(11653-3,LN, "End Diastolic Velocity")	(FS-01,99ESA_P1, "Dialysis Graft") (AG-14,99ESA_P1, "Venous Junction")	(G-C171, SRT, "Laterality")=(G-A101,SRT, "Left") (121401, DCM, "Derivation")=(R-00355,SRT, "Point source measurement")
L VENOUS JUNCT FVI			
FVI	(20354-7,LN, "Velocity Time Integral")	(FS-01,99ESA_P1, "Dialysis Graft") (AG-14,99ESA_P1, "Venous Junction")	(G-C171, SRT, "Laterality")=(G-A101,SRT, "Left") (121401, DCM, "Derivation")=(R-41D2D,SRT, "Calculated")
PULSATILITY INDEX	(12008-9,LN, "Pulsatility Index")	(FS-01,99ESA_P1, "Dialysis Graft") (AG-14,99ESA_P1, "Venous Junction")	(G-C171, SRT, "Laterality")=(G-A101,SRT, "Left") (121401, DCM, "Derivation")=(R-41D2D,SRT, "Calculated")
RESISTIVE INDEX	(12023-8,LN, "Resistivity Index")	(FS-01,99ESA_P1, "Dialysis Graft") (AG-14,99ESA_P1, "Venous Junction")	(G-C171, SRT, "Laterality")=(G-A101,SRT, "Left") (121401, DCM, "Derivation")=(R-41D2D,SRT, "Calculated")
PEAK VELOCITY	(11726-7,LN, "Peak Systolic Velocity")	(FS-01,99ESA_P1, "Dialysis Graft") (AG-14,99ESA_P1, "Venous Junction")	(G-C171, SRT, "Laterality")=(G-A101,SRT, "Left") (121401, DCM, "Derivation")=(R-41D2D,SRT, "Calculated")
MEAN VELOCITY	(20352-1,LN, "Time averaged mean")	(FS-01,99ESA_P1, "Dialysis Graft")	(G-C171, SRT, "Laterality")=(G-A101,SRT, "Left") (121401, DCM, "Derivation")=(R-41D2D,SRT, "Calculated")

ESAOTE MEASURE	BASE MEAS. CONCEPT NAME	SECTION	CONCEPT OR ACQUISITION CONTEXT MODIFIERS
	velocity")	(AG-14,99ESA_P1, "Venous Junction")	
REVERSE VELOCITY	(MN-27,ESAOTE_P1, "Reverse Velocity")	(FS-01,99ESA_P1, "Dialysis Graft") (AG-14,99ESA_P1, "Venous Junction")	(G-C171, SRT, "Laterality")=(G-A101,SRT, "Left") (121401, DCM, "Derivation")=(R-41D2D,SRT, "Calculated")
DIASTOLIC VELOCITY	(11653-3,LN, "End Diastolic Velocity")	(FS-01,99ESA_P1, "Dialysis Graft") (AG-14,99ESA_P1, "Venous Junction")	(G-C171, SRT, "Laterality")=(G-A101,SRT, "Left") (121401, DCM, "Derivation")=(R-41D2D,SRT, "Calculated")
PEAK GRADIENT	(20247-3,LN, "Peak Gradient")	(FS-01,99ESA_P1, "Dialysis Graft") (AG-14,99ESA_P1, "Venous Junction")	(G-C171, SRT, "Laterality")=(G-A101,SRT, "Left") (121401, DCM, "Derivation")=(R-41D2D,SRT, "Calculated")
MEAN GRADIENT	(20256-4,LN, "Mean Gradient")	(FS-01,99ESA_P1, "Dialysis Graft") (AG-14,99ESA_P1, "Venous Junction")	(G-C171, SRT, "Laterality")=(G-A101,SRT, "Left") (121401, DCM, "Derivation")=(R-41D2D,SRT, "Calculated")
ACCELERATION	(MN-04,ESAOTE_P1, "Acceleration")	(FS-01,99ESA_P1, "Dialysis Graft") (AG-14,99ESA_P1, "Venous Junction")	(G-C171, SRT, "Laterality")=(G-A101,SRT, "Left") (121401, DCM, "Derivation")=(R-41D2D,SRT, "Calculated")
ACCELERATION TIME	(20168-1,LN, "Acceleration Time")	(FS-01,99ESA_P1, "Dialysis Graft") (AG-14,99ESA_P1, "Venous Junction")	(G-C171, SRT, "Laterality")=(G-A101,SRT, "Left") (121401, DCM, "Derivation")=(R-41D2D,SRT, "Calculated")
SYST VEL/DIAST VEL	(12144-2,LN, "Systolic to Diastolic Velocity Ratio")	(FS-01,99ESA_P1, "Dialysis Graft") (AG-14,99ESA_P1, "Venous Junction")	(G-C171, SRT, "Laterality")=(G-A101,SRT, "Left") (121401, DCM, "Derivation")=(R-41D2D,SRT, "Calculated")
DIAST VEL/SYST VEL	(MN-28,ESAOTE_P1, "Diastolic To Systolic Velocity Ratio")	(FS-01,99ESA_P1, "Dialysis Graft") (AG-14,99ESA_P1, "Venous Junction")	(G-C171, SRT, "Laterality")=(G-A101,SRT, "Left") (121401, DCM, "Derivation")=(R-41D2D,SRT, "Calculated")
L RA			
L RENAL ART OSTIUM			
L RENAL ART OST PSV	(11726-7,LN, "Peak Systolic Velocity")	(T-46002,SRT, "Artery of Abdomen") (T-46600,SRT, "Renal Artery")	(G-C171, SRT, "Laterality")=(G-A101,SRT, "Left") (121401, DCM, "Derivation")=(R-00355,SRT, "Point source measurement") (G-A1F8, SRT, "Topographical Modifier")=(T-3215A,SRT, "Ostium")
L RENAL ART OST EDV	(11653-3,LN, "End Diastolic Velocity")	(T-46002,SRT, "Artery of Abdomen") (T-46600,SRT, "Renal Artery")	(G-C171, SRT, "Laterality")=(G-A101,SRT, "Left") (121401, DCM, "Derivation")=(R-00355,SRT, "Point source measurement") (G-A1F8, SRT, "Topographical Modifier")=(T-3215A,SRT, "Ostium")
L RENAL ART OST FVI			
FVI	(20354-7,LN, "Velocity Time Integral")	(T-46002,SRT, "Artery of Abdomen") (T-46600,SRT, "Renal Artery")	(G-C171, SRT, "Laterality")=(G-A101,SRT, "Left") (121401, DCM, "Derivation")=(R-41D2D,SRT, "Calculated") (G-A1F8, SRT, "Topographical Modifier")=(T-3215A,SRT, "Ostium")
PULSATILITY INDEX	(12008-9,LN, "Pulsatility Index")	(T-46002,SRT, "Artery of Abdomen") (T-46600,SRT, "Renal Artery")	(G-C171, SRT, "Laterality")=(G-A101,SRT, "Left") (121401, DCM, "Derivation")=(R-41D2D,SRT, "Calculated") (G-A1F8, SRT, "Topographical Modifier")=(T-3215A,SRT, "Ostium")
RESISTIVE INDEX	(12023-8,LN, "Resistivity Index")	(T-46002,SRT, "Artery of Abdomen")	(G-C171, SRT, "Laterality")=(G-A101,SRT, "Left") (121401, DCM, "Derivation")=(R-41D2D,SRT, "Calculated") (G-A1F8, SRT, "Topographical Modifier")=(T-3215A,SRT, "Ostium")

<i>ESAOTE MEASURE</i>	<i>BASE MEAS. CONCEPT NAME</i>	<i>SECTION</i>	<i>CONCEPT OR ACQUISITION CONTEXT MODIFIERS</i>
		(T-46600,SRT, "Renal Artery")	
PEAK VELOCITY	(11726-7,LN, "Peak Systolic Velocity")	(T-46002,SRT, "Artery of Abdomen") (T-46600,SRT, "Renal Artery")	(G-C171, SRT, "Laterality")=(G-A101,SRT, "Left") (121401, DCM, "Derivation")=(R-41D2D,SRT, "Calculated") (G-A1F8, SRT, "Topographical Modifier")=(T-3215A,SRT, "Ostium")
MEAN VELOCITY	(MN-25,ESAOTE_P1, "Time Averaged Velocity")	(T-46002,SRT, "Artery of Abdomen") (T-46600,SRT, "Renal Artery")	(G-C171, SRT, "Laterality")=(G-A101,SRT, "Left") (121401, DCM, "Derivation")=(R-41D2D,SRT, "Calculated") (G-A1F8, SRT, "Topographical Modifier")=(T-3215A,SRT, "Ostium")
REVERSE VELOCITY	(MN-27,ESAOTE_P1, "Reverse Velocity")	(T-46002,SRT, "Artery of Abdomen") (T-46600,SRT, "Renal Artery")	(G-C171, SRT, "Laterality")=(G-A101,SRT, "Left") (121401, DCM, "Derivation")=(R-41D2D,SRT, "Calculated") (G-A1F8, SRT, "Topographical Modifier")=(T-3215A,SRT, "Ostium")
DIASTOLIC VELOCITY	(11653-3,LN, "End Diastolic Velocity")	(T-46002,SRT, "Artery of Abdomen") (T-46600,SRT, "Renal Artery")	(G-C171, SRT, "Laterality")=(G-A101,SRT, "Left") (121401, DCM, "Derivation")=(R-41D2D,SRT, "Calculated") (G-A1F8, SRT, "Topographical Modifier")=(T-3215A,SRT, "Ostium")
PEAK GRADIENT	(20247-3,LN, "Peak Gradient")	(T-46002,SRT, "Artery of Abdomen") (T-46600,SRT, "Renal Artery")	(G-C171, SRT, "Laterality")=(G-A101,SRT, "Left") (121401, DCM, "Derivation")=(R-41D2D,SRT, "Calculated") (G-A1F8, SRT, "Topographical Modifier")=(T-3215A,SRT, "Ostium")
MEAN GRADIENT	(20256-4,LN, "Mean Gradient")	(T-46002,SRT, "Artery of Abdomen") (T-46600,SRT, "Renal Artery")	(G-C171, SRT, "Laterality")=(G-A101,SRT, "Left") (121401, DCM, "Derivation")=(R-41D2D,SRT, "Calculated") (G-A1F8, SRT, "Topographical Modifier")=(T-3215A,SRT, "Ostium")
ACCELERATION	(MN-04,ESAOTE_P1, "Acceleration")	(T-46002,SRT, "Artery of Abdomen") (T-46600,SRT, "Renal Artery")	(G-C171, SRT, "Laterality")=(G-A101,SRT, "Left") (121401, DCM, "Derivation")=(R-41D2D,SRT, "Calculated") (G-A1F8, SRT, "Topographical Modifier")=(T-3215A,SRT, "Ostium")
ACCELERATION TIME	(20168-1,LN, "Acceleration Time")	(T-46002,SRT, "Artery of Abdomen") (T-46600,SRT, "Renal Artery")	(G-C171, SRT, "Laterality")=(G-A101,SRT, "Left") (121401, DCM, "Derivation")=(R-41D2D,SRT, "Calculated") (G-A1F8, SRT, "Topographical Modifier")=(T-3215A,SRT, "Ostium")
SYST VEL/DIAST VEL	(12144-2,LN, "Systolic to Diastolic Velocity Ratio")	(T-46002,SRT, "Artery of Abdomen") (T-46600,SRT, "Renal Artery")	(G-C171, SRT, "Laterality")=(G-A101,SRT, "Left") (121401, DCM, "Derivation")=(R-41D2D,SRT, "Calculated") (G-A1F8, SRT, "Topographical Modifier")=(T-3215A,SRT, "Ostium")
DIAST VEL/SYST VEL	(MN-28,ESAOTE_P1, "Diastolic To Systolic Velocity Ratio")	(T-46002,SRT, "Artery of Abdomen") (T-46600,SRT, "Renal Artery")	(G-C171, SRT, "Laterality")=(G-A101,SRT, "Left") (121401, DCM, "Derivation")=(R-41D2D,SRT, "Calculated") (G-A1F8, SRT, "Topographical Modifier")=(T-3215A,SRT, "Ostium")
L RENAL ART PROXIMAL			
L RENAL ART PROX PSV	(11726-7,LN, "Peak Systolic Velocity")	(T-46002,SRT, "Artery of Abdomen") (T-46600,SRT, "Renal Artery")	(G-C171, SRT, "Laterality")=(G-A101,SRT, "Left") (121401, DCM, "Derivation")=(R-00355,SRT, "Point source measurement") (G-A1F8, SRT, "Topographical Modifier")=(G-A118,SRT, "Proximal")
L RENAL ART PROX EDV	(11653-3,LN, "End Diastolic Velocity")	(T-46002,SRT, "Artery of Abdomen") (T-46600,SRT, "Renal Artery")	(G-C171, SRT, "Laterality")=(G-A101,SRT, "Left") (121401, DCM, "Derivation")=(R-00355,SRT, "Point source measurement") (G-A1F8, SRT, "Topographical Modifier")=(G-A118,SRT, "Proximal")

ESAOTE MEASURE	BASE MEAS. CONCEPT NAME	SECTION	CONCEPT OR ACQUISITION CONTEXT MODIFIERS
L RENAL ART PROX FVI			
FVI	(20354-7, LN, "Velocity Time Integral")	(T-46002, SRT, "Artery of Abdomen") (T-46600, SRT, "Renal Artery")	(G-C171, SRT, "Laterality")=(G-A101, SRT, "Left") (121401, DCM, "Derivation")=(R-41D2D, SRT, "Calculated") (G-A1F8, SRT, "Topographical Modifier")=(G-A118, SRT, "Proximal")
PULSATILITY INDEX	(12008-9, LN, "Pulsatility Index")	(T-46002, SRT, "Artery of Abdomen") (T-46600, SRT, "Renal Artery")	(G-C171, SRT, "Laterality")=(G-A101, SRT, "Left") (121401, DCM, "Derivation")=(R-41D2D, SRT, "Calculated") (G-A1F8, SRT, "Topographical Modifier")=(G-A118, SRT, "Proximal")
RESISTIVE INDEX	(12023-8, LN, "Resistivity Index")	(T-46002, SRT, "Artery of Abdomen") (T-46600, SRT, "Renal Artery")	(G-C171, SRT, "Laterality")=(G-A101, SRT, "Left") (121401, DCM, "Derivation")=(R-41D2D, SRT, "Calculated") (G-A1F8, SRT, "Topographical Modifier")=(G-A118, SRT, "Proximal")
PEAK VELOCITY	(11726-7, LN, "Peak Systolic Velocity")	(T-46002, SRT, "Artery of Abdomen") (T-46600, SRT, "Renal Artery")	(G-C171, SRT, "Laterality")=(G-A101, SRT, "Left") (121401, DCM, "Derivation")=(R-41D2D, SRT, "Calculated") (G-A1F8, SRT, "Topographical Modifier")=(G-A118, SRT, "Proximal")
MEAN VELOCITY	(MN-25, ESAOTE_P1, "Time Averaged Velocity")	(T-46002, SRT, "Artery of Abdomen") (T-46600, SRT, "Renal Artery")	(G-C171, SRT, "Laterality")=(G-A101, SRT, "Left") (121401, DCM, "Derivation")=(R-41D2D, SRT, "Calculated") (G-A1F8, SRT, "Topographical Modifier")=(G-A118, SRT, "Proximal")
REVERSE VELOCITY	(MN-27, ESAOTE_P1, "Reverse Velocity")	(T-46002, SRT, "Artery of Abdomen") (T-46600, SRT, "Renal Artery")	(G-C171, SRT, "Laterality")=(G-A101, SRT, "Left") (121401, DCM, "Derivation")=(R-41D2D, SRT, "Calculated") (G-A1F8, SRT, "Topographical Modifier")=(G-A118, SRT, "Proximal")
DIASTOLIC VELOCITY	(11653-3, LN, "End Diastolic Velocity")	(T-46002, SRT, "Artery of Abdomen") (T-46600, SRT, "Renal Artery")	(G-C171, SRT, "Laterality")=(G-A101, SRT, "Left") (121401, DCM, "Derivation")=(R-41D2D, SRT, "Calculated") (G-A1F8, SRT, "Topographical Modifier")=(G-A118, SRT, "Proximal")
PEAK GRADIENT	(20247-3, LN, "Peak Gradient")	(T-46002, SRT, "Artery of Abdomen") (T-46600, SRT, "Renal Artery")	(G-C171, SRT, "Laterality")=(G-A101, SRT, "Left") (121401, DCM, "Derivation")=(R-41D2D, SRT, "Calculated") (G-A1F8, SRT, "Topographical Modifier")=(G-A118, SRT, "Proximal")
MEAN GRADIENT	(20256-4, LN, "Mean Gradient")	(T-46002, SRT, "Artery of Abdomen") (T-46600, SRT, "Renal Artery")	(G-C171, SRT, "Laterality")=(G-A101, SRT, "Left") (121401, DCM, "Derivation")=(R-41D2D, SRT, "Calculated") (G-A1F8, SRT, "Topographical Modifier")=(G-A118, SRT, "Proximal")
ACCELERATION	(MN-04, ESAOTE_P1, "Acceleration")	(T-46002, SRT, "Artery of Abdomen") (T-46600, SRT, "Renal Artery")	(G-C171, SRT, "Laterality")=(G-A101, SRT, "Left") (121401, DCM, "Derivation")=(R-41D2D, SRT, "Calculated") (G-A1F8, SRT, "Topographical Modifier")=(G-A118, SRT, "Proximal")
ACCELERATION TIME	(20168-1, LN, "Acceleration Time")	(T-46002, SRT, "Artery of Abdomen") (T-46600, SRT, "Renal Artery")	(G-C171, SRT, "Laterality")=(G-A101, SRT, "Left") (121401, DCM, "Derivation")=(R-41D2D, SRT, "Calculated") (G-A1F8, SRT, "Topographical Modifier")=(G-A118, SRT, "Proximal")
SYST VEL/DIAST VEL	(12144-2, LN, "Systolic to Diastolic Velocity Ratio")	(T-46002, SRT, "Artery of Abdomen") (T-46600, SRT, "Renal Artery")	(G-C171, SRT, "Laterality")=(G-A101, SRT, "Left") (121401, DCM, "Derivation")=(R-41D2D, SRT, "Calculated") (G-A1F8, SRT, "Topographical Modifier")=(G-A118, SRT, "Proximal")
DIAST VEL/SYST VEL	(MN-28, ESAOTE_P1, "Diastolic To	(T-46002, SRT, "Artery of Abdomen")	(G-C171, SRT, "Laterality")=(G-A101, SRT, "Left") (121401, DCM, "Derivation")=(R-41D2D, SRT, "Calculated") (G-A1F8, SRT, "Topographical Modifier")=(G-A118, SRT, "Proximal")

ESAOTE MEASURE	BASE MEAS. CONCEPT NAME	SECTION	CONCEPT OR ACQUISITION CONTEXT MODIFIERS
	Systolic Velocity Ratio")	(T-46600,SRT, "Renal Artery")	
L RENAL ART MID			
L RENAL ART MID PSV	(11726-7,LN, "Peak Systolic Velocity")	(T-46002,SRT, "Artery of Abdomen") (T-46600,SRT, "Renal Artery")	(G-C171, SRT, "Laterality")=(G-A101,SRT, "Left") (121401, DCM, "Derivation")=(R-00355,SRT, "Point source measurement") (G-A1F8, SRT, "Topographical Modifier")=(G-A188,SRT, "Mid-longitudinal")
L RENAL ART MID EDV	(11653-3,LN, "End Diastolic Velocity")	(T-46002,SRT, "Artery of Abdomen") (T-46600,SRT, "Renal Artery")	(G-C171, SRT, "Laterality")=(G-A101,SRT, "Left") (121401, DCM, "Derivation")=(R-00355,SRT, "Point source measurement") (G-A1F8, SRT, "Topographical Modifier")=(G-A188,SRT, "Mid-longitudinal")
L RENAL ART MID FVI			
FVI	(20354-7,LN, "Velocity Time Integral")	(T-46002,SRT, "Artery of Abdomen") (T-46600,SRT, "Renal Artery")	(G-C171, SRT, "Laterality")=(G-A101,SRT, "Left") (121401, DCM, "Derivation")=(R-41D2D,SRT, "Calculated") (G-A1F8, SRT, "Topographical Modifier")=(G-A188,SRT, "Mid-longitudinal")
PULSATILITY INDEX	(12008-9,LN, "Pulsatility Index")	(T-46002,SRT, "Artery of Abdomen") (T-46600,SRT, "Renal Artery")	(G-C171, SRT, "Laterality")=(G-A101,SRT, "Left") (121401, DCM, "Derivation")=(R-41D2D,SRT, "Calculated") (G-A1F8, SRT, "Topographical Modifier")=(G-A188,SRT, "Mid-longitudinal")
RESISTIVE INDEX	(12023-8,LN, "Resistivity Index")	(T-46002,SRT, "Artery of Abdomen") (T-46600,SRT, "Renal Artery")	(G-C171, SRT, "Laterality")=(G-A101,SRT, "Left") (121401, DCM, "Derivation")=(R-41D2D,SRT, "Calculated") (G-A1F8, SRT, "Topographical Modifier")=(G-A188,SRT, "Mid-longitudinal")
PEAK VELOCITY	(11726-7,LN, "Peak Systolic Velocity")	(T-46002,SRT, "Artery of Abdomen") (T-46600,SRT, "Renal Artery")	(G-C171, SRT, "Laterality")=(G-A101,SRT, "Left") (121401, DCM, "Derivation")=(R-41D2D,SRT, "Calculated") (G-A1F8, SRT, "Topographical Modifier")=(G-A188,SRT, "Mid-longitudinal")
MEAN VELOCITY	(MN-25,ESAOTE_P1, "Time Averaged Velocity")	(T-46002,SRT, "Artery of Abdomen") (T-46600,SRT, "Renal Artery")	(G-C171, SRT, "Laterality")=(G-A101,SRT, "Left") (121401, DCM, "Derivation")=(R-41D2D,SRT, "Calculated") (G-A1F8, SRT, "Topographical Modifier")=(G-A188,SRT, "Mid-longitudinal")
REVERSE VELOCITY	(MN-27,ESAOTE_P1, "Reverse Velocity")	(T-46002,SRT, "Artery of Abdomen") (T-46600,SRT, "Renal Artery")	(G-C171, SRT, "Laterality")=(G-A101,SRT, "Left") (121401, DCM, "Derivation")=(R-41D2D,SRT, "Calculated") (G-A1F8, SRT, "Topographical Modifier")=(G-A188,SRT, "Mid-longitudinal")
DIASTOLIC VELOCITY	(11653-3,LN, "End Diastolic Velocity")	(T-46002,SRT, "Artery of Abdomen") (T-46600,SRT, "Renal Artery")	(G-C171, SRT, "Laterality")=(G-A101,SRT, "Left") (121401, DCM, "Derivation")=(R-41D2D,SRT, "Calculated") (G-A1F8, SRT, "Topographical Modifier")=(G-A188,SRT, "Mid-longitudinal")
PEAK GRADIENT	(20247-3,LN, "Peak Gradient")	(T-46002,SRT, "Artery of Abdomen") (T-46600,SRT, "Renal Artery")	(G-C171, SRT, "Laterality")=(G-A101,SRT, "Left") (121401, DCM, "Derivation")=(R-41D2D,SRT, "Calculated") (G-A1F8, SRT, "Topographical Modifier")=(G-A188,SRT, "Mid-longitudinal")
MEAN GRADIENT	(20256-4,LN, "Mean Gradient")	(T-46002,SRT, "Artery of Abdomen") (T-46600,SRT, "Renal Artery")	(G-C171, SRT, "Laterality")=(G-A101,SRT, "Left") (121401, DCM, "Derivation")=(R-41D2D,SRT, "Calculated") (G-A1F8, SRT, "Topographical Modifier")=(G-A188,SRT, "Mid-longitudinal")
ACCELERATION	(MN-04,ESAOTE_P1, "Acceleration")	(T-46002,SRT, "Artery of Abdomen") (T-46600,SRT, "Renal Artery")	(G-C171, SRT, "Laterality")=(G-A101,SRT, "Left") (121401, DCM, "Derivation")=(R-41D2D,SRT, "Calculated") (G-A1F8, SRT, "Topographical Modifier")=(G-A188,SRT, "Mid-longitudinal")

ESAOTE MEASURE	BASE MEAS. CONCEPT NAME	SECTION	CONCEPT OR ACQUISITION CONTEXT MODIFIERS
		"Renal Artery")	
ACCELERATION TIME	(20168-1, LN, "Acceleration Time")	(T-46002, SRT, "Artery of Abdomen") (T-46600, SRT, "Renal Artery")	(G-C171, SRT, "Laterality")=(G-A101, SRT, "Left") (121401, DCM, "Derivation")=(R-41D2D, SRT, "Calculated") (G-A1F8, SRT, "Topographical Modifier")=(G-A188, SRT, "Mid-longitudinal")
SYST VEL/DIAST VEL	(12144-2, LN, "Systolic to Diastolic Velocity Ratio")	(T-46002, SRT, "Artery of Abdomen") (T-46600, SRT, "Renal Artery")	(G-C171, SRT, "Laterality")=(G-A101, SRT, "Left") (121401, DCM, "Derivation")=(R-41D2D, SRT, "Calculated") (G-A1F8, SRT, "Topographical Modifier")=(G-A188, SRT, "Mid-longitudinal")
DIAST VEL/SYST VEL	(MN-28, ESAOTE_P1, "Diastolic To Systolic Velocity Ratio")	(T-46002, SRT, "Artery of Abdomen") (T-46600, SRT, "Renal Artery")	(G-C171, SRT, "Laterality")=(G-A101, SRT, "Left") (121401, DCM, "Derivation")=(R-41D2D, SRT, "Calculated") (G-A1F8, SRT, "Topographical Modifier")=(G-A188, SRT, "Mid-longitudinal")
L RENAL ART DISTAL			
L RENAL ART DIST PSV	(11726-7, LN, "Peak Systolic Velocity")	(T-46002, SRT, "Artery of Abdomen") (T-46600, SRT, "Renal Artery")	(G-C171, SRT, "Laterality")=(G-A101, SRT, "Left") (121401, DCM, "Derivation")=(R-00355, SRT, "Point source measurement") (G-A1F8, SRT, "Topographical Modifier")=(G-A119, SRT, "Distal")
L RENAL ART DIST EDV	(11653-3, LN, "End Diastolic Velocity")	(T-46002, SRT, "Artery of Abdomen") (T-46600, SRT, "Renal Artery")	(G-C171, SRT, "Laterality")=(G-A101, SRT, "Left") (121401, DCM, "Derivation")=(R-00355, SRT, "Point source measurement") (G-A1F8, SRT, "Topographical Modifier")=(G-A119, SRT, "Distal")
L RENAL ART DIST FVI			
FVI	(20354-7, LN, "Velocity Time Integral")	(T-46002, SRT, "Artery of Abdomen") (T-46600, SRT, "Renal Artery")	(G-C171, SRT, "Laterality")=(G-A101, SRT, "Left") (121401, DCM, "Derivation")=(R-41D2D, SRT, "Calculated") (G-A1F8, SRT, "Topographical Modifier")=(G-A119, SRT, "Distal")
PULSATILITY INDEX	(12008-9, LN, "Pulsatility Index")	(T-46002, SRT, "Artery of Abdomen") (T-46600, SRT, "Renal Artery")	(G-C171, SRT, "Laterality")=(G-A101, SRT, "Left") (121401, DCM, "Derivation")=(R-41D2D, SRT, "Calculated") (G-A1F8, SRT, "Topographical Modifier")=(G-A119, SRT, "Distal")
RESISTIVE INDEX	(12023-8, LN, "Resistivity Index")	(T-46002, SRT, "Artery of Abdomen") (T-46600, SRT, "Renal Artery")	(G-C171, SRT, "Laterality")=(G-A101, SRT, "Left") (121401, DCM, "Derivation")=(R-41D2D, SRT, "Calculated") (G-A1F8, SRT, "Topographical Modifier")=(G-A119, SRT, "Distal")
PEAK VELOCITY	(11726-7, LN, "Peak Systolic Velocity")	(T-46002, SRT, "Artery of Abdomen") (T-46600, SRT, "Renal Artery")	(G-C171, SRT, "Laterality")=(G-A101, SRT, "Left") (121401, DCM, "Derivation")=(R-41D2D, SRT, "Calculated") (G-A1F8, SRT, "Topographical Modifier")=(G-A119, SRT, "Distal")
MEAN VELOCITY	(MN-25, ESAOTE_P1, "Time Averaged Velocity")	(T-46002, SRT, "Artery of Abdomen") (T-46600, SRT, "Renal Artery")	(G-C171, SRT, "Laterality")=(G-A101, SRT, "Left") (121401, DCM, "Derivation")=(R-41D2D, SRT, "Calculated") (G-A1F8, SRT, "Topographical Modifier")=(G-A119, SRT, "Distal")
REVERSE VELOCITY	(MN-27, ESAOTE_P1, "Reverse Velocity")	(T-46002, SRT, "Artery of Abdomen") (T-46600, SRT, "Renal Artery")	(G-C171, SRT, "Laterality")=(G-A101, SRT, "Left") (121401, DCM, "Derivation")=(R-41D2D, SRT, "Calculated") (G-A1F8, SRT, "Topographical Modifier")=(G-A119, SRT, "Distal")
DIASTOLIC VELOCITY	(11653-3, LN, "End Diastolic Velocity")	(T-46002, SRT, "Artery of Abdomen") (T-46600, SRT,	(G-C171, SRT, "Laterality")=(G-A101, SRT, "Left") (121401, DCM, "Derivation")=(R-41D2D, SRT, "Calculated") (G-A1F8, SRT, "Topographical Modifier")=(G-A119, SRT, "Distal")

ESAOTE MEASURE	BASE MEAS. CONCEPT NAME	SECTION	CONCEPT OR ACQUISITION CONTEXT MODIFIERS
		"Renal Artery")	
PEAK GRADIENT	(20247-3, LN, "Peak Gradient")	(T-46002, SRT, "Artery of Abdomen") (T-46600, SRT, "Renal Artery")	(G-C171, SRT, "Laterality")=(G-A101, SRT, "Left") (121401, DCM, "Derivation")=(R-41D2D, SRT, "Calculated") (G-A1F8, SRT, "Topographical Modifier")=(G-A119, SRT, "Distal")
MEAN GRADIENT	(20256-4, LN, "Mean Gradient")	(T-46002, SRT, "Artery of Abdomen") (T-46600, SRT, "Renal Artery")	(G-C171, SRT, "Laterality")=(G-A101, SRT, "Left") (121401, DCM, "Derivation")=(R-41D2D, SRT, "Calculated") (G-A1F8, SRT, "Topographical Modifier")=(G-A119, SRT, "Distal")
ACCELERATION	(MN-04, ESAOTE_P1, "Acceleration")	(T-46002, SRT, "Artery of Abdomen") (T-46600, SRT, "Renal Artery")	(G-C171, SRT, "Laterality")=(G-A101, SRT, "Left") (121401, DCM, "Derivation")=(R-41D2D, SRT, "Calculated") (G-A1F8, SRT, "Topographical Modifier")=(G-A119, SRT, "Distal")
ACCELERATION TIME	(20168-1, LN, "Acceleration Time")	(T-46002, SRT, "Artery of Abdomen") (T-46600, SRT, "Renal Artery")	(G-C171, SRT, "Laterality")=(G-A101, SRT, "Left") (121401, DCM, "Derivation")=(R-41D2D, SRT, "Calculated") (G-A1F8, SRT, "Topographical Modifier")=(G-A119, SRT, "Distal")
SYST VEL/DIAST VEL	(12144-2, LN, "Systolic to Diastolic Velocity Ratio")	(T-46002, SRT, "Artery of Abdomen") (T-46600, SRT, "Renal Artery")	(G-C171, SRT, "Laterality")=(G-A101, SRT, "Left") (121401, DCM, "Derivation")=(R-41D2D, SRT, "Calculated") (G-A1F8, SRT, "Topographical Modifier")=(G-A119, SRT, "Distal")
DIAST VEL/SYST VEL	(MN-28, ESAOTE_P1, "Diastolic To Systolic Velocity Ratio")	(T-46002, SRT, "Artery of Abdomen") (T-46600, SRT, "Renal Artery")	(G-C171, SRT, "Laterality")=(G-A101, SRT, "Left") (121401, DCM, "Derivation")=(R-41D2D, SRT, "Calculated") (G-A1F8, SRT, "Topographical Modifier")=(G-A119, SRT, "Distal")
L SEGM1 UPPER			
L SEGM1 UPPER P ACC	(MN-04, ESAOTE_P1, "Acceleration")	(T-71019, SRT, "Vascular Structure Of Kidney") (AG-03,99ESA_P1, "Segmental Artery 1")	(G-C171, SRT, "Laterality")=(G-A101, SRT, "Left") (121401, DCM, "Derivation")=(R-00355, SRT, "Point source measurement") (G-A1F8, SRT, "Topographical Modifier")=(TM-01,99ESA_P1, "Upper Pole")
L SEGM1 UPPER P RT	(20168-1, LN, "Acceleration Time")	(T-71019, SRT, "Vascular Structure Of Kidney") (AG-03,99ESA_P1, "Segmental Artery 1")	(G-C171, SRT, "Laterality")=(G-A101, SRT, "Left") (121401, DCM, "Derivation")=(R-00355, SRT, "Point source measurement") (G-A1F8, SRT, "Topographical Modifier")=(TM-01,99ESA_P1, "Upper Pole")
L SEGM1 UPPER P PSV	(11726-7, LN, "Peak Systolic Velocity")	(T-71019, SRT, "Vascular Structure Of Kidney") (AG-03,99ESA_P1, "Segmental Artery 1")	(G-C171, SRT, "Laterality")=(G-A101, SRT, "Left") (121401, DCM, "Derivation")=(R-00355, SRT, "Point source measurement") (G-A1F8, SRT, "Topographical Modifier")=(TM-01,99ESA_P1, "Upper Pole")
L SEGM1 UPPER P FVI			
FVI	(20354-7, LN, "Velocity Time Integral")	(T-71019, SRT, "Vascular Structure Of Kidney") (AG-03,99ESA_P1, "Segmental Artery 1")	(G-C171, SRT, "Laterality")=(G-A101, SRT, "Left") (121401, DCM, "Derivation")=(R-41D2D, SRT, "Calculated") (G-A1F8, SRT, "Topographical Modifier")=(TM-01,99ESA_P1, "Upper Pole")
PULSATILITY INDEX	(12008-9, LN, "Pulsatility Index")	(T-71019, SRT, "Vascular Structure Of Kidney") (AG-03,99ESA_P1, "Segmental Artery 1")	(G-C171, SRT, "Laterality")=(G-A101, SRT, "Left") (121401, DCM, "Derivation")=(R-41D2D, SRT, "Calculated") (G-A1F8, SRT, "Topographical Modifier")=(TM-01,99ESA_P1, "Upper Pole")

<i>ESAOTE MEASURE</i>	<i>BASE MEAS. CONCEPT NAME</i>	<i>SECTION</i>	<i>CONCEPT OR ACQUISITION CONTEXT MODIFIERS</i>
RESISTIVE INDEX	(12023-8, LN, "Resistivity Index")	(T-71019, SRT, "Vascular Structure Of Kidney") (AG-03,99ESA_P1, "Segmental Artery 1")	(G-C171, SRT, "Laterality")=(G-A101, SRT, "Left") (121401, DCM, "Derivation")=(R-41D2D, SRT, "Calculated") (G-A1F8, SRT, "Topographical Modifier")=(TM-01,99ESA_P1, "Upper Pole")
PEAK VELOCITY	(11726-7, LN, "Peak Systolic Velocity")	(T-71019, SRT, "Vascular Structure Of Kidney") (AG-03,99ESA_P1, "Segmental Artery 1")	(G-C171, SRT, "Laterality")=(G-A101, SRT, "Left") (121401, DCM, "Derivation")=(R-41D2D, SRT, "Calculated") (G-A1F8, SRT, "Topographical Modifier")=(TM-01,99ESA_P1, "Upper Pole")
MEAN VELOCITY	(20352-1, LN, "Time averaged mean velocity")	(T-71019, SRT, "Vascular Structure Of Kidney") (AG-03,99ESA_P1, "Segmental Artery 1")	(G-C171, SRT, "Laterality")=(G-A101, SRT, "Left") (121401, DCM, "Derivation")=(R-41D2D, SRT, "Calculated") (G-A1F8, SRT, "Topographical Modifier")=(TM-01,99ESA_P1, "Upper Pole")
REVERSE VELOCITY	(MN-27, ESAOTE_P1, "Reverse Velocity")	(T-71019, SRT, "Vascular Structure Of Kidney") (AG-03,99ESA_P1, "Segmental Artery 1")	(G-C171, SRT, "Laterality")=(G-A101, SRT, "Left") (121401, DCM, "Derivation")=(R-41D2D, SRT, "Calculated") (G-A1F8, SRT, "Topographical Modifier")=(TM-01,99ESA_P1, "Upper Pole")
DIASTOLIC VELOCITY	(11653-3, LN, "End Diastolic Velocity")	(T-71019, SRT, "Vascular Structure Of Kidney") (AG-03,99ESA_P1, "Segmental Artery 1")	(G-C171, SRT, "Laterality")=(G-A101, SRT, "Left") (121401, DCM, "Derivation")=(R-41D2D, SRT, "Calculated") (G-A1F8, SRT, "Topographical Modifier")=(TM-01,99ESA_P1, "Upper Pole")
PEAK GRADIENT	(20247-3, LN, "Peak Gradient")	(T-71019, SRT, "Vascular Structure Of Kidney") (AG-03,99ESA_P1, "Segmental Artery 1")	(G-C171, SRT, "Laterality")=(G-A101, SRT, "Left") (121401, DCM, "Derivation")=(R-41D2D, SRT, "Calculated") (G-A1F8, SRT, "Topographical Modifier")=(TM-01,99ESA_P1, "Upper Pole")
MEAN GRADIENT	(20256-4, LN, "Mean Gradient")	(T-71019, SRT, "Vascular Structure Of Kidney") (AG-03,99ESA_P1, "Segmental Artery 1")	(G-C171, SRT, "Laterality")=(G-A101, SRT, "Left") (121401, DCM, "Derivation")=(R-41D2D, SRT, "Calculated") (G-A1F8, SRT, "Topographical Modifier")=(TM-01,99ESA_P1, "Upper Pole")
ACCELERATION	(MN-04, ESAOTE_P1, "Acceleration")	(T-71019, SRT, "Vascular Structure Of Kidney") (AG-03,99ESA_P1, "Segmental Artery 1")	(G-C171, SRT, "Laterality")=(G-A101, SRT, "Left") (121401, DCM, "Derivation")=(R-41D2D, SRT, "Calculated") (G-A1F8, SRT, "Topographical Modifier")=(TM-01,99ESA_P1, "Upper Pole")
ACCELERATION TIME	(20168-1, LN, "Acceleration Time")	(T-71019, SRT, "Vascular Structure Of Kidney") (AG-03,99ESA_P1, "Segmental Artery 1")	(G-C171, SRT, "Laterality")=(G-A101, SRT, "Left") (121401, DCM, "Derivation")=(R-41D2D, SRT, "Calculated") (G-A1F8, SRT, "Topographical Modifier")=(TM-01,99ESA_P1, "Upper Pole")
SYST VEL/DIAST VEL	(12144-2, LN, "Systolic to Diastolic Velocity Ratio")	(T-71019, SRT, "Vascular Structure Of Kidney") (AG-03,99ESA_P1, "Segmental Artery 1")	(G-C171, SRT, "Laterality")=(G-A101, SRT, "Left") (121401, DCM, "Derivation")=(R-41D2D, SRT, "Calculated") (G-A1F8, SRT, "Topographical Modifier")=(TM-01,99ESA_P1, "Upper Pole")
DIAST VEL/SYST VEL	(MN-28, ESAOTE_P1, "Diastolic To Systolic Velocity Ratio")	(T-71019, SRT, "Vascular Structure Of Kidney") (AG-03,99ESA_P1, "Segmental Artery 1")	(G-C171, SRT, "Laterality")=(G-A101, SRT, "Left") (121401, DCM, "Derivation")=(R-41D2D, SRT, "Calculated") (G-A1F8, SRT, "Topographical Modifier")=(TM-01,99ESA_P1, "Upper Pole")

ESAOTE MEASURE	BASE MEAS. CONCEPT NAME	SECTION	CONCEPT OR ACQUISITION CONTEXT MODIFIERS
L SEGM2 UPPER			
L SEGM2 UPPER P ACC	(MN-04,ESAOTE_P1, "Acceleration")	(T-71019,SRT, "Vascular Structure Of Kidney") (AG-04,99ESA_P1, "Segmental Artery 2")	(G-C171, SRT, "Laterality")=(G-A101,SRT, "Left") (121401, DCM, "Derivation")=(R-00355,SRT, "Point source measurement") (G-A1F8, SRT, "Topographical Modifier")=(TM-01,99ESA_P1, "Upper Pole")
L SEGM2 UPPER P RT	(20168-1,LN, "Acceleration Time")	(T-71019,SRT, "Vascular Structure Of Kidney") (AG-04,99ESA_P1, "Segmental Artery 2")	(G-C171, SRT, "Laterality")=(G-A101,SRT, "Left") (121401, DCM, "Derivation")=(R-00355,SRT, "Point source measurement") (G-A1F8, SRT, "Topographical Modifier")=(TM-01,99ESA_P1, "Upper Pole")
L SEGM2 UPPER P PSV	(11726-7,LN, "Peak Systolic Velocity")	(T-71019,SRT, "Vascular Structure Of Kidney") (AG-04,99ESA_P1, "Segmental Artery 2")	(G-C171, SRT, "Laterality")=(G-A101,SRT, "Left") (121401, DCM, "Derivation")=(R-00355,SRT, "Point source measurement") (G-A1F8, SRT, "Topographical Modifier")=(TM-01,99ESA_P1, "Upper Pole")
L SEGM2 UPPER P FVI			
FVI	(20354-7,LN, "Velocity Time Integral")	(T-71019,SRT, "Vascular Structure Of Kidney") (AG-04,99ESA_P1, "Segmental Artery 2")	(G-C171, SRT, "Laterality")=(G-A101,SRT, "Left") (121401, DCM, "Derivation")=(R-41D2D,SRT, "Calculated") (G-A1F8, SRT, "Topographical Modifier")=(TM-01,99ESA_P1, "Upper Pole")
PULSATILITY INDEX	(12008-9,LN, "Pulsatility Index")	(T-71019,SRT, "Vascular Structure Of Kidney") (AG-04,99ESA_P1, "Segmental Artery 2")	(G-C171, SRT, "Laterality")=(G-A101,SRT, "Left") (121401, DCM, "Derivation")=(R-41D2D,SRT, "Calculated") (G-A1F8, SRT, "Topographical Modifier")=(TM-01,99ESA_P1, "Upper Pole")
RESISTIVE INDEX	(12023-8,LN, "Resistivity Index")	(T-71019,SRT, "Vascular Structure Of Kidney") (AG-04,99ESA_P1, "Segmental Artery 2")	(G-C171, SRT, "Laterality")=(G-A101,SRT, "Left") (121401, DCM, "Derivation")=(R-41D2D,SRT, "Calculated") (G-A1F8, SRT, "Topographical Modifier")=(TM-01,99ESA_P1, "Upper Pole")
PEAK VELOCITY	(11726-7,LN, "Peak Systolic Velocity")	(T-71019,SRT, "Vascular Structure Of Kidney") (AG-04,99ESA_P1, "Segmental Artery 2")	(G-C171, SRT, "Laterality")=(G-A101,SRT, "Left") (121401, DCM, "Derivation")=(R-41D2D,SRT, "Calculated") (G-A1F8, SRT, "Topographical Modifier")=(TM-01,99ESA_P1, "Upper Pole")
MEAN VELOCITY	(20352-1,LN, "Time averaged mean velocity")	(T-71019,SRT, "Vascular Structure Of Kidney") (AG-04,99ESA_P1, "Segmental Artery 2")	(G-C171, SRT, "Laterality")=(G-A101,SRT, "Left") (121401, DCM, "Derivation")=(R-41D2D,SRT, "Calculated") (G-A1F8, SRT, "Topographical Modifier")=(TM-01,99ESA_P1, "Upper Pole")
REVERSE VELOCITY	(MN-27,ESAOTE_P1, "Reverse Velocity")	(T-71019,SRT, "Vascular Structure Of Kidney") (AG-04,99ESA_P1, "Segmental Artery 2")	(G-C171, SRT, "Laterality")=(G-A101,SRT, "Left") (121401, DCM, "Derivation")=(R-41D2D,SRT, "Calculated") (G-A1F8, SRT, "Topographical Modifier")=(TM-01,99ESA_P1, "Upper Pole")
DIASTOLIC VELOCITY	(11653-3,LN, "End Diastolic Velocity")	(T-71019,SRT, "Vascular Structure Of Kidney") (AG-04,99ESA_P1, "Segmental Artery 2")	(G-C171, SRT, "Laterality")=(G-A101,SRT, "Left") (121401, DCM, "Derivation")=(R-41D2D,SRT, "Calculated") (G-A1F8, SRT, "Topographical Modifier")=(TM-01,99ESA_P1, "Upper Pole")
PEAK GRADIENT	(20247-3,LN, "Peak Gradient")	(T-71019,SRT, "Vascular Structure	(G-C171, SRT, "Laterality")=(G-A101,SRT, "Left") (121401, DCM, "Derivation")=(R-41D2D,SRT, "Calculated")

ESAOTE MEASURE	BASE MEAS. CONCEPT NAME	SECTION	CONCEPT OR ACQUISITION CONTEXT MODIFIERS
		Of Kidney") (AG-04,99ESA_P1, "Segmental Artery 2")	(G-A1F8, SRT, "Topographical Modifier")=(TM-01,99ESA_P1, "Upper Pole")
MEAN GRADIENT	(20256-4,LN, "Mean Gradient")	(T-71019,SRT, "Vascular Structure Of Kidney") (AG-04,99ESA_P1, "Segmental Artery 2")	(G-C171, SRT, "Laterality")=(G-A101,SRT, "Left") (121401, DCM, "Derivation")=(R-41D2D,SRT, "Calculated") (G-A1F8, SRT, "Topographical Modifier")=(TM-01,99ESA_P1, "Upper Pole")
ACCELERATION	(MN- 04,ESAOTE_P1, "Acceleration")	(T-71019,SRT, "Vascular Structure Of Kidney") (AG-04,99ESA_P1, "Segmental Artery 2")	(G-C171, SRT, "Laterality")=(G-A101,SRT, "Left") (121401, DCM, "Derivation")=(R-41D2D,SRT, "Calculated") (G-A1F8, SRT, "Topographical Modifier")=(TM-01,99ESA_P1, "Upper Pole")
ACCELERATION TIME	(20168-1,LN, "Acceleration Time")	(T-71019,SRT, "Vascular Structure Of Kidney") (AG-04,99ESA_P1, "Segmental Artery 2")	(G-C171, SRT, "Laterality")=(G-A101,SRT, "Left") (121401, DCM, "Derivation")=(R-41D2D,SRT, "Calculated") (G-A1F8, SRT, "Topographical Modifier")=(TM-01,99ESA_P1, "Upper Pole")
SYST VEL/DIAST VEL	(12144-2,LN, "Systolic to Diastolic Velocity Ratio")	(T-71019,SRT, "Vascular Structure Of Kidney") (AG-04,99ESA_P1, "Segmental Artery 2")	(G-C171, SRT, "Laterality")=(G-A101,SRT, "Left") (121401, DCM, "Derivation")=(R-41D2D,SRT, "Calculated") (G-A1F8, SRT, "Topographical Modifier")=(TM-01,99ESA_P1, "Upper Pole")
DIAST VEL/SYST VEL	(MN- 28,ESAOTE_P1, "Diastolic To Systolic Velocity Ratio")	(T-71019,SRT, "Vascular Structure Of Kidney") (AG-04,99ESA_P1, "Segmental Artery 2")	(G-C171, SRT, "Laterality")=(G-A101,SRT, "Left") (121401, DCM, "Derivation")=(R-41D2D,SRT, "Calculated") (G-A1F8, SRT, "Topographical Modifier")=(TM-01,99ESA_P1, "Upper Pole")
L SEGM1 LOWER			
L SEGM1 LOWER P ACC	(MN- 04,ESAOTE_P1, "Acceleration")	(T-71019,SRT, "Vascular Structure Of Kidney") (AG-03,99ESA_P1, "Segmental Artery 1")	(G-C171, SRT, "Laterality")=(G-A101,SRT, "Left") (121401, DCM, "Derivation")=(R-00355,SRT, "Point source measurement") (G-A1F8, SRT, "Topographical Modifier")=(TM-02,99ESA_P1, "Lower Pole")
L SEGM1 LOWER P RT	(20168-1,LN, "Acceleration Time")	(T-71019,SRT, "Vascular Structure Of Kidney") (AG-03,99ESA_P1, "Segmental Artery 1")	(G-C171, SRT, "Laterality")=(G-A101,SRT, "Left") (121401, DCM, "Derivation")=(R-00355,SRT, "Point source measurement") (G-A1F8, SRT, "Topographical Modifier")=(TM-02,99ESA_P1, "Lower Pole")
L SEGM1 LOWER P PSV	(11726-7,LN, "Peak Systolic Velocity")	(T-71019,SRT, "Vascular Structure Of Kidney") (AG-03,99ESA_P1, "Segmental Artery 1")	(G-C171, SRT, "Laterality")=(G-A101,SRT, "Left") (121401, DCM, "Derivation")=(R-00355,SRT, "Point source measurement") (G-A1F8, SRT, "Topographical Modifier")=(TM-02,99ESA_P1, "Lower Pole")
L SEGM1 LOWER P FVI			
FVI	(20354-7,LN, "Velocity Time Integral")	(T-71019,SRT, "Vascular Structure Of Kidney") (AG-03,99ESA_P1, "Segmental Artery 1")	(G-C171, SRT, "Laterality")=(G-A101,SRT, "Left") (121401, DCM, "Derivation")=(R-41D2D,SRT, "Calculated") (G-A1F8, SRT, "Topographical Modifier")=(TM-02,99ESA_P1, "Lower Pole")
PULSATILITY INDEX	(12008-9,LN, "Pulsatility Index")	(T-71019,SRT, "Vascular Structure Of Kidney") (AG-03,99ESA_P1,	(G-C171, SRT, "Laterality")=(G-A101,SRT, "Left") (121401, DCM, "Derivation")=(R-41D2D,SRT, "Calculated") (G-A1F8, SRT, "Topographical Modifier")=(TM-02,99ESA_P1, "Lower Pole")

<i>ESAOTE MEASURE</i>	<i>BASE MEAS. CONCEPT NAME</i>	<i>SECTION</i>	<i>CONCEPT OR ACQUISITION CONTEXT MODIFIERS</i>
		"Segmental Artery 1")	
RESISTIVE INDEX	(12023-8, LN, "Resistivity Index")	(T-71019, SRT, "Vascular Structure Of Kidney") (AG-03,99ESA_P1, "Segmental Artery 1")	(G-C171, SRT, "Laterality")=(G-A101, SRT, "Left") (121401, DCM, "Derivation")=(R-41D2D, SRT, "Calculated") (G-A1F8, SRT, "Topographical Modifier")=(TM-02,99ESA_P1, "Lower Pole")
PEAK VELOCITY	(11726-7, LN, "Peak Systolic Velocity")	(T-71019, SRT, "Vascular Structure Of Kidney") (AG-03,99ESA_P1, "Segmental Artery 1")	(G-C171, SRT, "Laterality")=(G-A101, SRT, "Left") (121401, DCM, "Derivation")=(R-41D2D, SRT, "Calculated") (G-A1F8, SRT, "Topographical Modifier")=(TM-02,99ESA_P1, "Lower Pole")
MEAN VELOCITY	(20352-1, LN, "Time averaged mean velocity")	(T-71019, SRT, "Vascular Structure Of Kidney") (AG-03,99ESA_P1, "Segmental Artery 1")	(G-C171, SRT, "Laterality")=(G-A101, SRT, "Left") (121401, DCM, "Derivation")=(R-41D2D, SRT, "Calculated") (G-A1F8, SRT, "Topographical Modifier")=(TM-02,99ESA_P1, "Lower Pole")
REVERSE VELOCITY	(MN-27, ESAOTE_P1, "Reverse Velocity")	(T-71019, SRT, "Vascular Structure Of Kidney") (AG-03,99ESA_P1, "Segmental Artery 1")	(G-C171, SRT, "Laterality")=(G-A101, SRT, "Left") (121401, DCM, "Derivation")=(R-41D2D, SRT, "Calculated") (G-A1F8, SRT, "Topographical Modifier")=(TM-02,99ESA_P1, "Lower Pole")
DIASTOLIC VELOCITY	(11653-3, LN, "End Diastolic Velocity")	(T-71019, SRT, "Vascular Structure Of Kidney") (AG-03,99ESA_P1, "Segmental Artery 1")	(G-C171, SRT, "Laterality")=(G-A101, SRT, "Left") (121401, DCM, "Derivation")=(R-41D2D, SRT, "Calculated") (G-A1F8, SRT, "Topographical Modifier")=(TM-02,99ESA_P1, "Lower Pole")
PEAK GRADIENT	(20247-3, LN, "Peak Gradient")	(T-71019, SRT, "Vascular Structure Of Kidney") (AG-03,99ESA_P1, "Segmental Artery 1")	(G-C171, SRT, "Laterality")=(G-A101, SRT, "Left") (121401, DCM, "Derivation")=(R-41D2D, SRT, "Calculated") (G-A1F8, SRT, "Topographical Modifier")=(TM-02,99ESA_P1, "Lower Pole")
MEAN GRADIENT	(20256-4, LN, "Mean Gradient")	(T-71019, SRT, "Vascular Structure Of Kidney") (AG-03,99ESA_P1, "Segmental Artery 1")	(G-C171, SRT, "Laterality")=(G-A101, SRT, "Left") (121401, DCM, "Derivation")=(R-41D2D, SRT, "Calculated") (G-A1F8, SRT, "Topographical Modifier")=(TM-02,99ESA_P1, "Lower Pole")
ACCELERATION	(MN-04, ESAOTE_P1, "Acceleration")	(T-71019, SRT, "Vascular Structure Of Kidney") (AG-03,99ESA_P1, "Segmental Artery 1")	(G-C171, SRT, "Laterality")=(G-A101, SRT, "Left") (121401, DCM, "Derivation")=(R-41D2D, SRT, "Calculated") (G-A1F8, SRT, "Topographical Modifier")=(TM-02,99ESA_P1, "Lower Pole")
ACCELERATION TIME	(20168-1, LN, "Acceleration Time")	(T-71019, SRT, "Vascular Structure Of Kidney") (AG-03,99ESA_P1, "Segmental Artery 1")	(G-C171, SRT, "Laterality")=(G-A101, SRT, "Left") (121401, DCM, "Derivation")=(R-41D2D, SRT, "Calculated") (G-A1F8, SRT, "Topographical Modifier")=(TM-02,99ESA_P1, "Lower Pole")
SYST VEL/DIAST VEL	(12144-2, LN, "Systolic to Diastolic Velocity Ratio")	(T-71019, SRT, "Vascular Structure Of Kidney") (AG-03,99ESA_P1, "Segmental Artery 1")	(G-C171, SRT, "Laterality")=(G-A101, SRT, "Left") (121401, DCM, "Derivation")=(R-41D2D, SRT, "Calculated") (G-A1F8, SRT, "Topographical Modifier")=(TM-02,99ESA_P1, "Lower Pole")
DIAST VEL/SYST VEL	(MN-28, ESAOTE_P1, "Diastolic To Systolic Velocity")	(T-71019, SRT, "Vascular Structure Of Kidney") (AG-03,99ESA_P1, "Segmental Artery 1")	(G-C171, SRT, "Laterality")=(G-A101, SRT, "Left") (121401, DCM, "Derivation")=(R-41D2D, SRT, "Calculated") (G-A1F8, SRT, "Topographical Modifier")=(TM-02,99ESA_P1, "Lower Pole")

ESAOTE MEASURE	BASE MEAS. CONCEPT NAME	SECTION	CONCEPT OR ACQUISITION CONTEXT MODIFIERS
	Ratio")	"Segmental Artery 1")	
L SEGM2 LOWER			
L SEGM2 LOWER P ACC	(MN-04,ESAOTE_P1, "Acceleration")	(T-71019,SRT, "Vascular Structure Of Kidney") (AG-04,99ESA_P1, "Segmental Artery 2")	(G-C171, SRT, "Laterality")=(G-A101,SRT, "Left") (121401, DCM, "Derivation")=(R-00355,SRT, "Point source measurement") (G-A1F8, SRT, "Topographical Modifier")=(TM-02,99ESA_P1, "Lower Pole")
L SEGM2 LOWER P RT	(20168-1,LN, "Acceleration Time")	(T-71019,SRT, "Vascular Structure Of Kidney") (AG-04,99ESA_P1, "Segmental Artery 2")	(G-C171, SRT, "Laterality")=(G-A101,SRT, "Left") (121401, DCM, "Derivation")=(R-00355,SRT, "Point source measurement") (G-A1F8, SRT, "Topographical Modifier")=(TM-02,99ESA_P1, "Lower Pole")
L SEGM2 LOWER P PSV	(11726-7,LN, "Peak Systolic Velocity")	(T-71019,SRT, "Vascular Structure Of Kidney") (AG-04,99ESA_P1, "Segmental Artery 2")	(G-C171, SRT, "Laterality")=(G-A101,SRT, "Left") (121401, DCM, "Derivation")=(R-00355,SRT, "Point source measurement") (G-A1F8, SRT, "Topographical Modifier")=(TM-02,99ESA_P1, "Lower Pole")
L SEGM2 LOWER P FVI			
FVI	(20354-7,LN, "Velocity Time Integral")	(T-71019,SRT, "Vascular Structure Of Kidney") (AG-04,99ESA_P1, "Segmental Artery 2")	(G-C171, SRT, "Laterality")=(G-A101,SRT, "Left") (121401, DCM, "Derivation")=(R-41D2D,SRT, "Calculated") (G-A1F8, SRT, "Topographical Modifier")=(TM-02,99ESA_P1, "Lower Pole")
PULSATILITY INDEX	(12008-9,LN, "Pulsatility Index")	(T-71019,SRT, "Vascular Structure Of Kidney") (AG-04,99ESA_P1, "Segmental Artery 2")	(G-C171, SRT, "Laterality")=(G-A101,SRT, "Left") (121401, DCM, "Derivation")=(R-41D2D,SRT, "Calculated") (G-A1F8, SRT, "Topographical Modifier")=(TM-02,99ESA_P1, "Lower Pole")
RESISTIVE INDEX	(12023-8,LN, "Resistivity Index")	(T-71019,SRT, "Vascular Structure Of Kidney") (AG-04,99ESA_P1, "Segmental Artery 2")	(G-C171, SRT, "Laterality")=(G-A101,SRT, "Left") (121401, DCM, "Derivation")=(R-41D2D,SRT, "Calculated") (G-A1F8, SRT, "Topographical Modifier")=(TM-02,99ESA_P1, "Lower Pole")
PEAK VELOCITY	(11726-7,LN, "Peak Systolic Velocity")	(T-71019,SRT, "Vascular Structure Of Kidney") (AG-04,99ESA_P1, "Segmental Artery 2")	(G-C171, SRT, "Laterality")=(G-A101,SRT, "Left") (121401, DCM, "Derivation")=(R-41D2D,SRT, "Calculated") (G-A1F8, SRT, "Topographical Modifier")=(TM-02,99ESA_P1, "Lower Pole")
MEAN VELOCITY	(20352-1,LN, "Time averaged mean velocity")	(T-71019,SRT, "Vascular Structure Of Kidney") (AG-04,99ESA_P1, "Segmental Artery 2")	(G-C171, SRT, "Laterality")=(G-A101,SRT, "Left") (121401, DCM, "Derivation")=(R-41D2D,SRT, "Calculated") (G-A1F8, SRT, "Topographical Modifier")=(TM-02,99ESA_P1, "Lower Pole")
REVERSE VELOCITY	(MN-27,ESAOTE_P1, "Reverse Velocity")	(T-71019,SRT, "Vascular Structure Of Kidney") (AG-04,99ESA_P1, "Segmental Artery 2")	(G-C171, SRT, "Laterality")=(G-A101,SRT, "Left") (121401, DCM, "Derivation")=(R-41D2D,SRT, "Calculated") (G-A1F8, SRT, "Topographical Modifier")=(TM-02,99ESA_P1, "Lower Pole")
DIASTOLIC VELOCITY	(11653-3,LN, "End Diastolic Velocity")	(T-71019,SRT, "Vascular Structure Of Kidney") (AG-04,99ESA_P1, "Segmental Artery 2")	(G-C171, SRT, "Laterality")=(G-A101,SRT, "Left") (121401, DCM, "Derivation")=(R-41D2D,SRT, "Calculated") (G-A1F8, SRT, "Topographical Modifier")=(TM-02,99ESA_P1, "Lower Pole")

<i>ESAOTE MEASURE</i>	<i>BASE MEAS. CONCEPT NAME</i>	<i>SECTION</i>	<i>CONCEPT OR ACQUISITION CONTEXT MODIFIERS</i>
PEAK GRADIENT	(20247-3, LN, "Peak Gradient")	(T-71019, SRT, "Vascular Structure Of Kidney") (AG-04,99ESA_P1, "Segmental Artery 2")	(G-C171, SRT, "Laterality")=(G-A101, SRT, "Left") (121401, DCM, "Derivation")=(R-41D2D, SRT, "Calculated") (G-A1F8, SRT, "Topographical Modifier")=(TM-02,99ESA_P1, "Lower Pole")
MEAN GRADIENT	(20256-4, LN, "Mean Gradient")	(T-71019, SRT, "Vascular Structure Of Kidney") (AG-04,99ESA_P1, "Segmental Artery 2")	(G-C171, SRT, "Laterality")=(G-A101, SRT, "Left") (121401, DCM, "Derivation")=(R-41D2D, SRT, "Calculated") (G-A1F8, SRT, "Topographical Modifier")=(TM-02,99ESA_P1, "Lower Pole")
ACCELERATION	(MN-04, ESAOTE_P1, "Acceleration")	(T-71019, SRT, "Vascular Structure Of Kidney") (AG-04,99ESA_P1, "Segmental Artery 2")	(G-C171, SRT, "Laterality")=(G-A101, SRT, "Left") (121401, DCM, "Derivation")=(R-41D2D, SRT, "Calculated") (G-A1F8, SRT, "Topographical Modifier")=(TM-02,99ESA_P1, "Lower Pole")
ACCELERATION TIME	(20168-1, LN, "Acceleration Time")	(T-71019, SRT, "Vascular Structure Of Kidney") (AG-04,99ESA_P1, "Segmental Artery 2")	(G-C171, SRT, "Laterality")=(G-A101, SRT, "Left") (121401, DCM, "Derivation")=(R-41D2D, SRT, "Calculated") (G-A1F8, SRT, "Topographical Modifier")=(TM-02,99ESA_P1, "Lower Pole")
SYST VEL/DIAST VEL	(12144-2, LN, "Systolic to Diastolic Velocity Ratio")	(T-71019, SRT, "Vascular Structure Of Kidney") (AG-04,99ESA_P1, "Segmental Artery 2")	(G-C171, SRT, "Laterality")=(G-A101, SRT, "Left") (121401, DCM, "Derivation")=(R-41D2D, SRT, "Calculated") (G-A1F8, SRT, "Topographical Modifier")=(TM-02,99ESA_P1, "Lower Pole")
DIAST VEL/SYST VEL	(MN-28, ESAOTE_P1, "Diastolic To Systolic Velocity Ratio")	(T-71019, SRT, "Vascular Structure Of Kidney") (AG-04,99ESA_P1, "Segmental Artery 2")	(G-C171, SRT, "Laterality")=(G-A101, SRT, "Left") (121401, DCM, "Derivation")=(R-41D2D, SRT, "Calculated") (G-A1F8, SRT, "Topographical Modifier")=(TM-02,99ESA_P1, "Lower Pole")
L HILAR ACC TIME			
L HILAR ACC TIME	(20168-1, LN, "Acceleration Time")	(T-46002, SRT, "Artery of Abdomen") (G-035C, SRT, "Hilar Artery")	(G-C171, SRT, "Laterality")=(G-A101, SRT, "Left")
L RENAL/AO			
L REN PROX/AO PSV	(RM-02,99ESA_P1, "Proximal Renal Artery/Aorta Velocity Ratio")	(T-46002, SRT, "Artery of Abdomen")	(G-C171, SRT, "Laterality")=(G-A101, SRT, "Left")
L REN MID/AO PSV	(RM-04,99ESA_P1, "Mid Renal Artery/Aorta Velocity Ratio")	(T-46002, SRT, "Artery of Abdomen")	(G-C171, SRT, "Laterality")=(G-A101, SRT, "Left")
L REN DIS/AO PSV	(RM-03,99ESA_P1, "Distal Renal Artery/Aorta Velocity Ratio")	(T-46002, SRT, "Artery of Abdomen")	(G-C171, SRT, "Laterality")=(G-A101, SRT, "Left")
L CCA IMT			
L CCA IMT			
L MEAN IMT	(F-04F30, SRT, "Intima media thickness")	(T-45005, SRT, "Artery of neck") (T-45100, SRT, "Common Carotid Artery")	(G-C171, SRT, "Laterality")=(G-A101, SRT, "Left") (121401, DCM, "Derivation")=(R-00317, SRT, "Mean")

<i>ESAOTE MEASURE</i>	<i>BASE MEAS. CONCEPT NAME</i>	<i>SECTION</i>	<i>CONCEPT OR ACQUISITION CONTEXT MODIFIERS</i>
L MAX IMT	(F-04F30,SRT, "Intima media thickness")	(T-45005,SRT, "Artery of neck") (T-45100,SRT, "Common Carotid Artery")	(G-C171, SRT, "Laterality")=(G-A101,SRT, "Left") (121401, DCM, "Derivation")=(G-A437,SRT, "Maximum")
LCCA QAS			
LEFT CCA QAS			
DISTENSION	(MN-100,99ESA_P1, "QAS Diameter Distension")	(T-45005,SRT, "Artery of neck") (T-45100,SRT, "Common Carotid Artery")	(G-C171, SRT, "Laterality")=(G-A101,SRT, "Left") (121401, DCM, "Derivation")=(R-41D2D,SRT, "Calculated")
SD	(MN-101,99ESA_P1, "QAS Diameter Distension Standard Deviation")	(T-45005,SRT, "Artery of neck") (T-45100,SRT, "Common Carotid Artery")	(G-C171, SRT, "Laterality")=(G-A101,SRT, "Left") (121401, DCM, "Derivation")=(R-41D2D,SRT, "Calculated")
DIAMETER	(MN-102,99ESA_P1, "QAS Mean Diameter")	(T-45005,SRT, "Artery of neck") (T-45100,SRT, "Common Carotid Artery")	(G-C171, SRT, "Laterality")=(G-A101,SRT, "Left") (121401, DCM, "Derivation")=(R-41D2D,SRT, "Calculated")
SD	(MN-103,99ESA_P1, "QAS Mean Diameter Standard Deviation")	(T-45005,SRT, "Artery of neck") (T-45100,SRT, "Common Carotid Artery")	(G-C171, SRT, "Laterality")=(G-A101,SRT, "Left") (121401, DCM, "Derivation")=(R-41D2D,SRT, "Calculated")
BrP sys	(MN-104,99ESA_P1, "QAS Brachial Pressure")	(T-45005,SRT, "Artery of neck") (T-45100,SRT, "Common Carotid Artery")	(G-C171, SRT, "Laterality")=(G-A101,SRT, "Left") (121401, DCM, "Derivation")=(R-41D2D,SRT, "Calculated") (R-4089A, SRT, "Cardiac Cycle Point")=(F-32020,SRT, "Systole")
BrP dia	(MN-104,99ESA_P1, "QAS Brachial Pressure")	(T-45005,SRT, "Artery of neck") (T-45100,SRT, "Common Carotid Artery")	(G-C171, SRT, "Laterality")=(G-A101,SRT, "Left") (121401, DCM, "Derivation")=(R-41D2D,SRT, "Calculated") (R-4089A, SRT, "Cardiac Cycle Point")=(F-32010,SRT, "Diastole")
LCCSVIPRO			
VHISS			
VHISS	(MN-112,99ESA_P1, "Venous Hemodynamic Insufficiency Severity Score")	(AG-08,99ESA_P1, "Not Applicable") (AG-08,99ESA_P1, "Not Applicable")	(G-C171, SRT, "Laterality")=(G-A101,SRT, "Left")
CCSVI			
CCSVI	(MN-113,99ESA_P1, "Chronic Cerebrospinal Venous Insufficiency")	(AG-08,99ESA_P1, "Not Applicable") (AG-08,99ESA_P1, "Not Applicable")	(G-C171, SRT, "Laterality")=(G-A101,SRT, "Left")
L CCSVI 90°			
L JUGULAR CSA	(G-0366,SRT, "Vessel lumen cross-sectional area")	(T-45005,SRT, "Artery of neck") (T-48170,SRT, "Internal Jugular vein")	(G-C171, SRT, "Laterality")=(G-A101,SRT, "Left") (113744, DCM, "Patient Orientation Modifier")=(F-103A0,SRT, "Sitting")

ESAOTE MEASURE	BASE MEAS. CONCEPT NAME	SECTION	CONCEPT OR ACQUISITION CONTEXT MODIFIERS
L JUGULAR VEIN FVI	(20354-7, LN, "Velocity Time Integral")	(T-45005, SRT, "Artery of neck") (T-48170, SRT, "Internal Jugular vein")	(G-C171, SRT, "Laterality")=(G-A101, SRT, "Left") (121401, DCM, "Derivation")=(R-41D2D, SRT, "Calculated") (113744, DCM, "Patient Orientation Modifier")=(F-103A0, SRT, "Sitting")
L JUGULAR DELTA CSA	(MN-110,99ESA_P1, "Delta CSA")	(T-45005, SRT, "Artery of neck") (T-48170, SRT, "Internal Jugular vein")	(G-C171, SRT, "Laterality")=(G-A101, SRT, "Left") (113744, DCM, "Patient Orientation Modifier")=(F-103A0, SRT, "Sitting")
L JUGULAR VEIN Vmax	(MN-115,99ESA_P1, "Max Velocity")	(T-45005, SRT, "Artery of neck") (T-48170, SRT, "Internal Jugular vein")	(G-C171, SRT, "Laterality")=(G-A101, SRT, "Left") (113744, DCM, "Patient Orientation Modifier")=(F-103A0, SRT, "Sitting")
L JUGULAR VEIN Vmin	(MN-114,99ESA_P1, "Min Velocity")	(T-45005, SRT, "Artery of neck") (T-48170, SRT, "Internal Jugular vein")	(G-C171, SRT, "Laterality")=(G-A101, SRT, "Left") (113744, DCM, "Patient Orientation Modifier")=(F-103A0, SRT, "Sitting")
L JUGULAR VEIN Vmn	(20352-1, LN, "Time averaged mean velocity")	(T-45005, SRT, "Artery of neck") (T-48170, SRT, "Internal Jugular vein")	(G-C171, SRT, "Laterality")=(G-A101, SRT, "Left") (121401, DCM, "Derivation")=(R-41D2D, SRT, "Calculated") (113744, DCM, "Patient Orientation Modifier")=(F-103A0, SRT, "Sitting")
L JUGULAR VEIN RI	(12023-8, LN, "Resistivity Index")	(T-45005, SRT, "Artery of neck") (T-48170, SRT, "Internal Jugular vein")	(G-C171, SRT, "Laterality")=(G-A101, SRT, "Left") (121401, DCM, "Derivation")=(R-41D2D, SRT, "Calculated") (113744, DCM, "Patient Orientation Modifier")=(F-103A0, SRT, "Sitting")
L JUGULAR VOL FLOW	(33878-0, LN, "Volume flow")	(T-45005, SRT, "Artery of neck") (T-48170, SRT, "Internal Jugular vein")	(G-C171, SRT, "Laterality")=(G-A101, SRT, "Left") (121401, DCM, "Derivation")=(R-41D2D, SRT, "Calculated") (113744, DCM, "Patient Orientation Modifier")=(F-103A0, SRT, "Sitting")
III VENTR WIDTH	(MN-111,99ESA_P1, "III Ventricular Width")	(T-40501, SRT, "Blood Vessel of Head") (AG-09,99ESA_P1, "III Ventricular")	(G-C171, SRT, "Laterality")=(G-A103, SRT, "Unilateral") (121401, DCM, "Derivation")=(R-00355, SRT, "Point source measurement") (113744, DCM, "Patient Orientation Modifier")=(F-103A0, SRT, "Sitting")
L CCSVI 0°			
L JUGULAR CSA	(G-0366, SRT, "Vessel lumen cross-sectional area")	(T-45005, SRT, "Artery of neck") (T-48170, SRT, "Internal Jugular vein")	(G-C171, SRT, "Laterality")=(G-A101, SRT, "Left") (113744, DCM, "Patient Orientation Modifier")=(F-10340, SRT, "Supine")
L JUGULAR VEIN FVI	(20354-7, LN, "Velocity Time Integral")	(T-45005, SRT, "Artery of neck") (T-48170, SRT, "Internal Jugular vein")	(G-C171, SRT, "Laterality")=(G-A101, SRT, "Left") (121401, DCM, "Derivation")=(R-41D2D, SRT, "Calculated") (113744, DCM, "Patient Orientation Modifier")=(F-10340, SRT, "Supine")
L JUGULAR VEIN Vmax	(MN-115,99ESA_P1, "Max Velocity")	(T-45005, SRT, "Artery of neck") (T-48170, SRT, "Internal Jugular vein")	(G-C171, SRT, "Laterality")=(G-A101, SRT, "Left") (113744, DCM, "Patient Orientation Modifier")=(F-10340, SRT, "Supine")
L JUGULAR VEIN Vmin	(MN-114,99ESA_P1, "Min Velocity")	(T-45005, SRT, "Artery of neck") (T-48170, SRT, "Internal Jugular vein")	(G-C171, SRT, "Laterality")=(G-A101, SRT, "Left") (113744, DCM, "Patient Orientation Modifier")=(F-10340, SRT, "Supine")
L JUGULAR VEIN Vmn	(20352-1, LN, "Time averaged mean velocity")	(T-45005, SRT, "Artery of neck") (T-48170, SRT, "Internal Jugular vein")	(G-C171, SRT, "Laterality")=(G-A101, SRT, "Left") (121401, DCM, "Derivation")=(R-41D2D, SRT, "Calculated") (113744, DCM, "Patient Orientation Modifier")=(F-10340, SRT, "Supine")

ESAOTE MEASURE	BASE MEAS. CONCEPT NAME	SECTION	CONCEPT OR ACQUISITION CONTEXT MODIFIERS
		"Internal Jugular vein")	
L JUGULAR VEIN RI	(12023-8, LN, "Resistivity Index")	(T-45005, SRT, "Artery of neck") (T-48170, SRT, "Internal Jugular vein")	(G-C171, SRT, "Laterality")=(G-A101, SRT, "Left") (121401, DCM, "Derivation")=(R-41D2D, SRT, "Calculated") (113744, DCM, "Patient Orientation Modifier")=(F-10340, SRT, "Supine")
L JUGULAR VOL FLOW	(33878-0, LN, "Volume flow")	(T-45005, SRT, "Artery of neck") (T-48170, SRT, "Internal Jugular vein")	(G-C171, SRT, "Laterality")=(G-A101, SRT, "Left") (121401, DCM, "Derivation")=(R-41D2D, SRT, "Calculated") (113744, DCM, "Patient Orientation Modifier")=(F-10340, SRT, "Supine")
III VENTR WIDTH	(MN-111,99ESA_P1, "III Ventricular Width")	(T-40501, SRT, "Blood Vessel of Head") (AG-09,99ESA_P1, "III Ventricular")	(G-C171, SRT, "Laterality")=(G-A103, SRT, "Unilateral") (121401, DCM, "Derivation")=(R-00355, SRT, "Point source measurement") (113744, DCM, "Patient Orientation Modifier")=(F-10340, SRT, "Supine")
R CAR VEL			
R CCA PROXIMAL			
RCCA PROX PS VEL	(11726-7, LN, "Peak Systolic Velocity")	(T-45005, SRT, "Artery of neck") (T-45100, SRT, "Common Carotid Artery")	(G-C171, SRT, "Laterality")=(G-A100, SRT, "Right") (121401, DCM, "Derivation")=(R-00355, SRT, "Point source measurement") (G-A1F8, SRT, "Topographical Modifier")=(G-A118, SRT, "Proximal")
RCCA PROX ED VEL	(11653-3, LN, "End Diastolic Velocity")	(T-45005, SRT, "Artery of neck") (T-45100, SRT, "Common Carotid Artery")	(G-C171, SRT, "Laterality")=(G-A100, SRT, "Right") (121401, DCM, "Derivation")=(R-00355, SRT, "Point source measurement") (G-A1F8, SRT, "Topographical Modifier")=(G-A118, SRT, "Proximal")
R CCA PROX FVI			
FVI	(20354-7, LN, "Velocity Time Integral")	(T-45005, SRT, "Artery of neck") (T-45100, SRT, "Common Carotid Artery")	(G-C171, SRT, "Laterality")=(G-A100, SRT, "Right") (121401, DCM, "Derivation")=(R-41D2D, SRT, "Calculated") (G-A1F8, SRT, "Topographical Modifier")=(G-A118, SRT, "Proximal")
PULSATILITY INDEX	(12008-9, LN, "Pulsatility Index")	(T-45005, SRT, "Artery of neck") (T-45100, SRT, "Common Carotid Artery")	(G-C171, SRT, "Laterality")=(G-A100, SRT, "Right") (121401, DCM, "Derivation")=(R-41D2D, SRT, "Calculated") (G-A1F8, SRT, "Topographical Modifier")=(G-A118, SRT, "Proximal")
RESISTIVE INDEX	(12023-8, LN, "Resistivity Index")	(T-45005, SRT, "Artery of neck") (T-45100, SRT, "Common Carotid Artery")	(G-C171, SRT, "Laterality")=(G-A100, SRT, "Right") (121401, DCM, "Derivation")=(R-41D2D, SRT, "Calculated") (G-A1F8, SRT, "Topographical Modifier")=(G-A118, SRT, "Proximal")
PEAK VELOCITY	(11726-7, LN, "Peak Systolic Velocity")	(T-45005, SRT, "Artery of neck") (T-45100, SRT, "Common Carotid Artery")	(G-C171, SRT, "Laterality")=(G-A100, SRT, "Right") (121401, DCM, "Derivation")=(R-41D2D, SRT, "Calculated") (G-A1F8, SRT, "Topographical Modifier")=(G-A118, SRT, "Proximal")
MEAN VELOCITY	(MN-25, ESAOTE_P1, "Time Averaged Velocity")	(T-45005, SRT, "Artery of neck") (T-45100, SRT, "Common Carotid Artery")	(G-C171, SRT, "Laterality")=(G-A100, SRT, "Right") (121401, DCM, "Derivation")=(R-41D2D, SRT, "Calculated") (G-A1F8, SRT, "Topographical Modifier")=(G-A118, SRT, "Proximal")
REVERSE VELOCITY	(MN-27, ESAOTE_P1, "Reverse Velocity")	(T-45005, SRT, "Artery of neck") (T-45100, SRT, "Common Carotid Artery")	(G-C171, SRT, "Laterality")=(G-A100, SRT, "Right") (121401, DCM, "Derivation")=(R-41D2D, SRT, "Calculated") (G-A1F8, SRT, "Topographical Modifier")=(G-A118, SRT, "Proximal")
DIASTOLIC	(11653-3, LN, "End	(T-45005, SRT,	(G-C171, SRT, "Laterality")=(G-A100, SRT, "Right")

ESAOTE MEASURE	BASE MEAS. CONCEPT NAME	SECTION	CONCEPT OR ACQUISITION CONTEXT MODIFIERS
VELOCITY	Diastolic Velocity")	"Artery of neck") (T-45100,SRT, "Common Carotid Artery")	(121401, DCM, "Derivation")=(R-41D2D,SRT, "Calculated") (G-A1F8, SRT, "Topographical Modifier")=(G-A118,SRT, "Proximal")
PEAK GRADIENT	(20247-3,LN, "Peak Gradient")	(T-45005,SRT, "Artery of neck") (T-45100,SRT, "Common Carotid Artery")	(G-C171, SRT, "Laterality")=(G-A100,SRT, "Right") (121401, DCM, "Derivation")=(R-41D2D,SRT, "Calculated") (G-A1F8, SRT, "Topographical Modifier")=(G-A118,SRT, "Proximal")
MEAN GRADIENT	(20256-4,LN, "Mean Gradient")	(T-45005,SRT, "Artery of neck") (T-45100,SRT, "Common Carotid Artery")	(G-C171, SRT, "Laterality")=(G-A100,SRT, "Right") (121401, DCM, "Derivation")=(R-41D2D,SRT, "Calculated") (G-A1F8, SRT, "Topographical Modifier")=(G-A118,SRT, "Proximal")
ACCELERATION	(MN- 04,ESAOTE_P1, "Acceleration")	(T-45005,SRT, "Artery of neck") (T-45100,SRT, "Common Carotid Artery")	(G-C171, SRT, "Laterality")=(G-A100,SRT, "Right") (121401, DCM, "Derivation")=(R-41D2D,SRT, "Calculated") (G-A1F8, SRT, "Topographical Modifier")=(G-A118,SRT, "Proximal")
ACCELERATION TIME	(20168-1,LN, "Acceleration Time")	(T-45005,SRT, "Artery of neck") (T-45100,SRT, "Common Carotid Artery")	(G-C171, SRT, "Laterality")=(G-A100,SRT, "Right") (121401, DCM, "Derivation")=(R-41D2D,SRT, "Calculated") (G-A1F8, SRT, "Topographical Modifier")=(G-A118,SRT, "Proximal")
SYST VEL/DIAST VEL	(12144-2,LN, "Systolic to Diastolic Velocity Ratio")	(T-45005,SRT, "Artery of neck") (T-45100,SRT, "Common Carotid Artery")	(G-C171, SRT, "Laterality")=(G-A100,SRT, "Right") (121401, DCM, "Derivation")=(R-41D2D,SRT, "Calculated") (G-A1F8, SRT, "Topographical Modifier")=(G-A118,SRT, "Proximal")
DIAST VEL/SYST VEL	(MN- 28,ESAOTE_P1, "Diastolic To Systolic Velocity Ratio")	(T-45005,SRT, "Artery of neck") (T-45100,SRT, "Common Carotid Artery")	(G-C171, SRT, "Laterality")=(G-A100,SRT, "Right") (121401, DCM, "Derivation")=(R-41D2D,SRT, "Calculated") (G-A1F8, SRT, "Topographical Modifier")=(G-A118,SRT, "Proximal")
R CCA MID			
RCCA MID PS VEL	(11726-7,LN, "Peak Systolic Velocity")	(T-45005,SRT, "Artery of neck") (T-45100,SRT, "Common Carotid Artery")	(G-C171, SRT, "Laterality")=(G-A100,SRT, "Right") (121401, DCM, "Derivation")=(R-00355,SRT, "Point source measurement") (G-A1F8, SRT, "Topographical Modifier")=(G-A188,SRT, "Mid- longitudinal")
R CCA MID ED VEL	(11653-3,LN, "End Diastolic Velocity")	(T-45005,SRT, "Artery of neck") (T-45100,SRT, "Common Carotid Artery")	(G-C171, SRT, "Laterality")=(G-A100,SRT, "Right") (121401, DCM, "Derivation")=(R-00355,SRT, "Point source measurement") (G-A1F8, SRT, "Topographical Modifier")=(G-A188,SRT, "Mid- longitudinal")
R CCA MID FVI			
FVI	(20354-7,LN, "Velocity Time Integral")	(T-45005,SRT, "Artery of neck") (T-45100,SRT, "Common Carotid Artery")	(G-C171, SRT, "Laterality")=(G-A100,SRT, "Right") (121401, DCM, "Derivation")=(R-41D2D,SRT, "Calculated") (G-A1F8, SRT, "Topographical Modifier")=(G-A188,SRT, "Mid- longitudinal")
PULSATILITY INDEX	(12008-9,LN, "Pulsatility Index")	(T-45005,SRT, "Artery of neck") (T-45100,SRT, "Common Carotid Artery")	(G-C171, SRT, "Laterality")=(G-A100,SRT, "Right") (121401, DCM, "Derivation")=(R-41D2D,SRT, "Calculated") (G-A1F8, SRT, "Topographical Modifier")=(G-A188,SRT, "Mid- longitudinal")
RESISTIVE INDEX	(12023-8,LN, "Resistivity Index")	(T-45005,SRT, "Artery of neck") (T-45100,SRT, "Common Carotid Artery")	(G-C171, SRT, "Laterality")=(G-A100,SRT, "Right") (121401, DCM, "Derivation")=(R-41D2D,SRT, "Calculated") (G-A1F8, SRT, "Topographical Modifier")=(G-A188,SRT, "Mid- longitudinal")
PEAK VELOCITY	(11726-7,LN, "Peak Systolic Velocity")	(T-45005,SRT, "Artery of neck")	(G-C171, SRT, "Laterality")=(G-A100,SRT, "Right") (121401, DCM, "Derivation")=(R-41D2D,SRT, "Calculated")

ESAOTE MEASURE	BASE MEAS. CONCEPT NAME	SECTION	CONCEPT OR ACQUISITION CONTEXT MODIFIERS
		(T-45100,SRT, "Common Carotid Artery")	(G-A1F8, SRT, "Topographical Modifier")=(G-A188,SRT, "Mid-longitudinal")
MEAN VELOCITY	(MN-25,ESAOTE_P1, "Time Averaged Velocity")	(T-45005,SRT, "Artery of neck") (T-45100,SRT, "Common Carotid Artery")	(G-C171, SRT, "Laterality")=(G-A100,SRT, "Right") (121401, DCM, "Derivation")=(R-41D2D,SRT, "Calculated") (G-A1F8, SRT, "Topographical Modifier")=(G-A188,SRT, "Mid-longitudinal")
REVERSE VELOCITY	(MN-27,ESAOTE_P1, "Reverse Velocity")	(T-45005,SRT, "Artery of neck") (T-45100,SRT, "Common Carotid Artery")	(G-C171, SRT, "Laterality")=(G-A100,SRT, "Right") (121401, DCM, "Derivation")=(R-41D2D,SRT, "Calculated") (G-A1F8, SRT, "Topographical Modifier")=(G-A188,SRT, "Mid-longitudinal")
DIASTOLIC VELOCITY	(11653-3,LN, "End Diastolic Velocity")	(T-45005,SRT, "Artery of neck") (T-45100,SRT, "Common Carotid Artery")	(G-C171, SRT, "Laterality")=(G-A100,SRT, "Right") (121401, DCM, "Derivation")=(R-41D2D,SRT, "Calculated") (G-A1F8, SRT, "Topographical Modifier")=(G-A188,SRT, "Mid-longitudinal")
PEAK GRADIENT	(20247-3,LN, "Peak Gradient")	(T-45005,SRT, "Artery of neck") (T-45100,SRT, "Common Carotid Artery")	(G-C171, SRT, "Laterality")=(G-A100,SRT, "Right") (121401, DCM, "Derivation")=(R-41D2D,SRT, "Calculated") (G-A1F8, SRT, "Topographical Modifier")=(G-A188,SRT, "Mid-longitudinal")
MEAN GRADIENT	(20256-4,LN, "Mean Gradient")	(T-45005,SRT, "Artery of neck") (T-45100,SRT, "Common Carotid Artery")	(G-C171, SRT, "Laterality")=(G-A100,SRT, "Right") (121401, DCM, "Derivation")=(R-41D2D,SRT, "Calculated") (G-A1F8, SRT, "Topographical Modifier")=(G-A188,SRT, "Mid-longitudinal")
ACCELERATION	(MN-04,ESAOTE_P1, "Acceleration")	(T-45005,SRT, "Artery of neck") (T-45100,SRT, "Common Carotid Artery")	(G-C171, SRT, "Laterality")=(G-A100,SRT, "Right") (121401, DCM, "Derivation")=(R-41D2D,SRT, "Calculated") (G-A1F8, SRT, "Topographical Modifier")=(G-A188,SRT, "Mid-longitudinal")
ACCELERATION TIME	(20168-1,LN, "Acceleration Time")	(T-45005,SRT, "Artery of neck") (T-45100,SRT, "Common Carotid Artery")	(G-C171, SRT, "Laterality")=(G-A100,SRT, "Right") (121401, DCM, "Derivation")=(R-41D2D,SRT, "Calculated") (G-A1F8, SRT, "Topographical Modifier")=(G-A188,SRT, "Mid-longitudinal")
SYST VEL/DIAST VEL	(12144-2,LN, "Systolic to Diastolic Velocity Ratio")	(T-45005,SRT, "Artery of neck") (T-45100,SRT, "Common Carotid Artery")	(G-C171, SRT, "Laterality")=(G-A100,SRT, "Right") (121401, DCM, "Derivation")=(R-41D2D,SRT, "Calculated") (G-A1F8, SRT, "Topographical Modifier")=(G-A188,SRT, "Mid-longitudinal")
DIAST VEL/SYST VEL	(MN-28,ESAOTE_P1, "Diastolic To Systolic Velocity Ratio")	(T-45005,SRT, "Artery of neck") (T-45100,SRT, "Common Carotid Artery")	(G-C171, SRT, "Laterality")=(G-A100,SRT, "Right") (121401, DCM, "Derivation")=(R-41D2D,SRT, "Calculated") (G-A1F8, SRT, "Topographical Modifier")=(G-A188,SRT, "Mid-longitudinal")
R CCA DISTAL			
R CCA DIST PS VEL	(11726-7,LN, "Peak Systolic Velocity")	(T-45005,SRT, "Artery of neck") (T-45100,SRT, "Common Carotid Artery")	(G-C171, SRT, "Laterality")=(G-A100,SRT, "Right") (121401, DCM, "Derivation")=(R-00355,SRT, "Point source measurement") (G-A1F8, SRT, "Topographical Modifier")=(G-A119,SRT, "Distal")
R CCA DIST ED VEL	(11653-3,LN, "End Diastolic Velocity")	(T-45005,SRT, "Artery of neck") (T-45100,SRT, "Common Carotid Artery")	(G-C171, SRT, "Laterality")=(G-A100,SRT, "Right") (121401, DCM, "Derivation")=(R-00355,SRT, "Point source measurement") (G-A1F8, SRT, "Topographical Modifier")=(G-A119,SRT, "Distal")
R CCA DIS FVI			
FVI	(20354-7,LN, "Velocity Time Integral")	(T-45005,SRT, "Artery of neck") (T-45100,SRT, "Common Carotid Artery")	(G-C171, SRT, "Laterality")=(G-A100,SRT, "Right") (121401, DCM, "Derivation")=(R-41D2D,SRT, "Calculated") (G-A1F8, SRT, "Topographical Modifier")=(G-A119,SRT, "Distal")

<i>ESAOTE MEASURE</i>	<i>BASE MEAS. CONCEPT NAME</i>	<i>SECTION</i>	<i>CONCEPT OR ACQUISITION CONTEXT MODIFIERS</i>
		"Common Carotid Artery")	
PULSATILITY INDEX	(12008-9, LN, "Pulsatility Index")	(T-45005, SRT, "Artery of neck") (T-45100, SRT, "Common Carotid Artery")	(G-C171, SRT, "Laterality")=(G-A100, SRT, "Right") (121401, DCM, "Derivation")=(R-41D2D, SRT, "Calculated") (G-A1F8, SRT, "Topographical Modifier")=(G-A119, SRT, "Distal")
RESISTIVE INDEX	(12023-8, LN, "Resistivity Index")	(T-45005, SRT, "Artery of neck") (T-45100, SRT, "Common Carotid Artery")	(G-C171, SRT, "Laterality")=(G-A100, SRT, "Right") (121401, DCM, "Derivation")=(R-41D2D, SRT, "Calculated") (G-A1F8, SRT, "Topographical Modifier")=(G-A119, SRT, "Distal")
PEAK VELOCITY	(11726-7, LN, "Peak Systolic Velocity")	(T-45005, SRT, "Artery of neck") (T-45100, SRT, "Common Carotid Artery")	(G-C171, SRT, "Laterality")=(G-A100, SRT, "Right") (121401, DCM, "Derivation")=(R-41D2D, SRT, "Calculated") (G-A1F8, SRT, "Topographical Modifier")=(G-A119, SRT, "Distal")
MEAN VELOCITY	(MN-25, ESAOTE_P1, "Time Averaged Velocity")	(T-45005, SRT, "Artery of neck") (T-45100, SRT, "Common Carotid Artery")	(G-C171, SRT, "Laterality")=(G-A100, SRT, "Right") (121401, DCM, "Derivation")=(R-41D2D, SRT, "Calculated") (G-A1F8, SRT, "Topographical Modifier")=(G-A119, SRT, "Distal")
REVERSE VELOCITY	(MN-27, ESAOTE_P1, "Reverse Velocity")	(T-45005, SRT, "Artery of neck") (T-45100, SRT, "Common Carotid Artery")	(G-C171, SRT, "Laterality")=(G-A100, SRT, "Right") (121401, DCM, "Derivation")=(R-41D2D, SRT, "Calculated") (G-A1F8, SRT, "Topographical Modifier")=(G-A119, SRT, "Distal")
DIASTOLIC VELOCITY	(11653-3, LN, "End Diastolic Velocity")	(T-45005, SRT, "Artery of neck") (T-45100, SRT, "Common Carotid Artery")	(G-C171, SRT, "Laterality")=(G-A100, SRT, "Right") (121401, DCM, "Derivation")=(R-41D2D, SRT, "Calculated") (G-A1F8, SRT, "Topographical Modifier")=(G-A119, SRT, "Distal")
PEAK GRADIENT	(20247-3, LN, "Peak Gradient")	(T-45005, SRT, "Artery of neck") (T-45100, SRT, "Common Carotid Artery")	(G-C171, SRT, "Laterality")=(G-A100, SRT, "Right") (121401, DCM, "Derivation")=(R-41D2D, SRT, "Calculated") (G-A1F8, SRT, "Topographical Modifier")=(G-A119, SRT, "Distal")
MEAN GRADIENT	(20256-4, LN, "Mean Gradient")	(T-45005, SRT, "Artery of neck") (T-45100, SRT, "Common Carotid Artery")	(G-C171, SRT, "Laterality")=(G-A100, SRT, "Right") (121401, DCM, "Derivation")=(R-41D2D, SRT, "Calculated") (G-A1F8, SRT, "Topographical Modifier")=(G-A119, SRT, "Distal")
ACCELERATION	(MN-04, ESAOTE_P1, "Acceleration")	(T-45005, SRT, "Artery of neck") (T-45100, SRT, "Common Carotid Artery")	(G-C171, SRT, "Laterality")=(G-A100, SRT, "Right") (121401, DCM, "Derivation")=(R-41D2D, SRT, "Calculated") (G-A1F8, SRT, "Topographical Modifier")=(G-A119, SRT, "Distal")
ACCELERATION TIME	(20168-1, LN, "Acceleration Time")	(T-45005, SRT, "Artery of neck") (T-45100, SRT, "Common Carotid Artery")	(G-C171, SRT, "Laterality")=(G-A100, SRT, "Right") (121401, DCM, "Derivation")=(R-41D2D, SRT, "Calculated") (G-A1F8, SRT, "Topographical Modifier")=(G-A119, SRT, "Distal")
SYST VEL/DIAST VEL	(12144-2, LN, "Systolic to Diastolic Velocity Ratio")	(T-45005, SRT, "Artery of neck") (T-45100, SRT, "Common Carotid Artery")	(G-C171, SRT, "Laterality")=(G-A100, SRT, "Right") (121401, DCM, "Derivation")=(R-41D2D, SRT, "Calculated") (G-A1F8, SRT, "Topographical Modifier")=(G-A119, SRT, "Distal")
DIAST VEL/SYST VEL	(MN-28, ESAOTE_P1, "Diastolic To Systolic Velocity Ratio")	(T-45005, SRT, "Artery of neck") (T-45100, SRT, "Common Carotid Artery")	(G-C171, SRT, "Laterality")=(G-A100, SRT, "Right") (121401, DCM, "Derivation")=(R-41D2D, SRT, "Calculated") (G-A1F8, SRT, "Topographical Modifier")=(G-A119, SRT, "Distal")
R BULB			

<i>ESAOTE MEASURE</i>	<i>BASE MEAS. CONCEPT NAME</i>	<i>SECTION</i>	<i>CONCEPT OR ACQUISITION CONTEXT MODIFIERS</i>
R BULB PEAK SYS VEL	(11726-7, LN, "Peak Systolic Velocity")	(T-45005, SRT, "Artery of neck") (T-45170, SRT, "Carotid Bulb")	(G-C171, SRT, "Laterality")=(G-A100, SRT, "Right") (121401, DCM, "Derivation")=(R-00355, SRT, "Point source measurement")
R BULB ENDDIAST VEL	(11653-3, LN, "End Diastolic Velocity")	(T-45005, SRT, "Artery of neck") (T-45170, SRT, "Carotid Bulb")	(G-C171, SRT, "Laterality")=(G-A100, SRT, "Right") (121401, DCM, "Derivation")=(R-00355, SRT, "Point source measurement")
R BULB FVI			
FVI	(20354-7, LN, "Velocity Time Integral")	(T-45005, SRT, "Artery of neck") (T-45170, SRT, "Carotid Bulb")	(G-C171, SRT, "Laterality")=(G-A100, SRT, "Right") (121401, DCM, "Derivation")=(R-41D2D, SRT, "Calculated")
PULSATILITY INDEX	(12008-9, LN, "Pulsatility Index")	(T-45005, SRT, "Artery of neck") (T-45170, SRT, "Carotid Bulb")	(G-C171, SRT, "Laterality")=(G-A100, SRT, "Right") (121401, DCM, "Derivation")=(R-41D2D, SRT, "Calculated")
RESISTIVE INDEX	(12023-8, LN, "Resistivity Index")	(T-45005, SRT, "Artery of neck") (T-45170, SRT, "Carotid Bulb")	(G-C171, SRT, "Laterality")=(G-A100, SRT, "Right") (121401, DCM, "Derivation")=(R-41D2D, SRT, "Calculated")
PEAK VELOCITY	(11726-7, LN, "Peak Systolic Velocity")	(T-45005, SRT, "Artery of neck") (T-45170, SRT, "Carotid Bulb")	(G-C171, SRT, "Laterality")=(G-A100, SRT, "Right") (121401, DCM, "Derivation")=(R-41D2D, SRT, "Calculated")
MEAN VELOCITY	(MN-25, ESAOTE_P1, "Time Averaged Velocity")	(T-45005, SRT, "Artery of neck") (T-45170, SRT, "Carotid Bulb")	(G-C171, SRT, "Laterality")=(G-A100, SRT, "Right") (121401, DCM, "Derivation")=(R-41D2D, SRT, "Calculated")
REVERSE VELOCITY	(MN-27, ESAOTE_P1, "Reverse Velocity")	(T-45005, SRT, "Artery of neck") (T-45170, SRT, "Carotid Bulb")	(G-C171, SRT, "Laterality")=(G-A100, SRT, "Right") (121401, DCM, "Derivation")=(R-41D2D, SRT, "Calculated")
DIASTOLIC VELOCITY	(11653-3, LN, "End Diastolic Velocity")	(T-45005, SRT, "Artery of neck") (T-45170, SRT, "Carotid Bulb")	(G-C171, SRT, "Laterality")=(G-A100, SRT, "Right") (121401, DCM, "Derivation")=(R-41D2D, SRT, "Calculated")
PEAK GRADIENT	(20247-3, LN, "Peak Gradient")	(T-45005, SRT, "Artery of neck") (T-45170, SRT, "Carotid Bulb")	(G-C171, SRT, "Laterality")=(G-A100, SRT, "Right") (121401, DCM, "Derivation")=(R-41D2D, SRT, "Calculated")
MEAN GRADIENT	(20256-4, LN, "Mean Gradient")	(T-45005, SRT, "Artery of neck") (T-45170, SRT, "Carotid Bulb")	(G-C171, SRT, "Laterality")=(G-A100, SRT, "Right") (121401, DCM, "Derivation")=(R-41D2D, SRT, "Calculated")
ACCELERATION	(MN-04, ESAOTE_P1, "Acceleration")	(T-45005, SRT, "Artery of neck") (T-45170, SRT, "Carotid Bulb")	(G-C171, SRT, "Laterality")=(G-A100, SRT, "Right") (121401, DCM, "Derivation")=(R-41D2D, SRT, "Calculated")
ACCELERATION TIME	(20168-1, LN, "Acceleration Time")	(T-45005, SRT, "Artery of neck") (T-45170, SRT, "Carotid Bulb")	(G-C171, SRT, "Laterality")=(G-A100, SRT, "Right") (121401, DCM, "Derivation")=(R-41D2D, SRT, "Calculated")
SYST VEL/DIAST VEL	(12144-2, LN, "Systolic to Diastolic Velocity Ratio")	(T-45005, SRT, "Artery of neck") (T-45170, SRT, "Carotid Bulb")	(G-C171, SRT, "Laterality")=(G-A100, SRT, "Right") (121401, DCM, "Derivation")=(R-41D2D, SRT, "Calculated")
DIAST VEL/SYST VEL	(MN-28, ESAOTE_P1, "Diastolic To Systolic Velocity Ratio")	(T-45005, SRT, "Artery of neck") (T-45170, SRT, "Carotid Bulb")	(G-C171, SRT, "Laterality")=(G-A100, SRT, "Right") (121401, DCM, "Derivation")=(R-41D2D, SRT, "Calculated")

ESAOTE MEASURE	BASE MEAS. CONCEPT NAME	SECTION	CONCEPT OR ACQUISITION CONTEXT MODIFIERS
R EXT CAROTID ART			
R ECA PEAK SYS VEL	(11726-7, LN, "Peak Systolic Velocity")	(T-45005, SRT, "Artery of neck") (T-45200, SRT, "External Carotid Artery")	(G-C171, SRT, "Laterality")=(G-A100, SRT, "Right") (121401, DCM, "Derivation")=(R-00355, SRT, "Point source measurement")
R ECA ENDDIAST VEL	(11653-3, LN, "End Diastolic Velocity")	(T-45005, SRT, "Artery of neck") (T-45200, SRT, "External Carotid Artery")	(G-C171, SRT, "Laterality")=(G-A100, SRT, "Right") (121401, DCM, "Derivation")=(R-00355, SRT, "Point source measurement")
R ECA FVI			
FVI	(20354-7, LN, "Velocity Time Integral")	(T-45005, SRT, "Artery of neck") (T-45200, SRT, "External Carotid Artery")	(G-C171, SRT, "Laterality")=(G-A100, SRT, "Right") (121401, DCM, "Derivation")=(R-41D2D, SRT, "Calculated")
PULSATILITY INDEX	(12008-9, LN, "Pulsatility Index")	(T-45005, SRT, "Artery of neck") (T-45200, SRT, "External Carotid Artery")	(G-C171, SRT, "Laterality")=(G-A100, SRT, "Right") (121401, DCM, "Derivation")=(R-41D2D, SRT, "Calculated")
RESISTIVE INDEX	(12023-8, LN, "Resistivity Index")	(T-45005, SRT, "Artery of neck") (T-45200, SRT, "External Carotid Artery")	(G-C171, SRT, "Laterality")=(G-A100, SRT, "Right") (121401, DCM, "Derivation")=(R-41D2D, SRT, "Calculated")
PEAK VELOCITY	(11726-7, LN, "Peak Systolic Velocity")	(T-45005, SRT, "Artery of neck") (T-45200, SRT, "External Carotid Artery")	(G-C171, SRT, "Laterality")=(G-A100, SRT, "Right") (121401, DCM, "Derivation")=(R-41D2D, SRT, "Calculated")
MEAN VELOCITY	(MN-25, ESAOTE_P1, "Time Averaged Velocity")	(T-45005, SRT, "Artery of neck") (T-45200, SRT, "External Carotid Artery")	(G-C171, SRT, "Laterality")=(G-A100, SRT, "Right") (121401, DCM, "Derivation")=(R-41D2D, SRT, "Calculated")
REVERSE VELOCITY	(MN-27, ESAOTE_P1, "Reverse Velocity")	(T-45005, SRT, "Artery of neck") (T-45200, SRT, "External Carotid Artery")	(G-C171, SRT, "Laterality")=(G-A100, SRT, "Right") (121401, DCM, "Derivation")=(R-41D2D, SRT, "Calculated")
DIASTOLIC VELOCITY	(11653-3, LN, "End Diastolic Velocity")	(T-45005, SRT, "Artery of neck") (T-45200, SRT, "External Carotid Artery")	(G-C171, SRT, "Laterality")=(G-A100, SRT, "Right") (121401, DCM, "Derivation")=(R-41D2D, SRT, "Calculated")
PEAK GRADIENT	(20247-3, LN, "Peak Gradient")	(T-45005, SRT, "Artery of neck") (T-45200, SRT, "External Carotid Artery")	(G-C171, SRT, "Laterality")=(G-A100, SRT, "Right") (121401, DCM, "Derivation")=(R-41D2D, SRT, "Calculated")
MEAN GRADIENT	(20256-4, LN, "Mean Gradient")	(T-45005, SRT, "Artery of neck") (T-45200, SRT, "External Carotid Artery")	(G-C171, SRT, "Laterality")=(G-A100, SRT, "Right") (121401, DCM, "Derivation")=(R-41D2D, SRT, "Calculated")
ACCELERATION	(MN-04, ESAOTE_P1, "Acceleration")	(T-45005, SRT, "Artery of neck") (T-45200, SRT, "External Carotid Artery")	(G-C171, SRT, "Laterality")=(G-A100, SRT, "Right") (121401, DCM, "Derivation")=(R-41D2D, SRT, "Calculated")

<i>ESAOTE MEASURE</i>	<i>BASE MEAS. CONCEPT NAME</i>	<i>SECTION</i>	<i>CONCEPT OR ACQUISITION CONTEXT MODIFIERS</i>
ACCELERATION TIME	(20168-1, LN, "Acceleration Time")	(T-45005, SRT, "Artery of neck") (T-45200, SRT, "External Carotid Artery")	(G-C171, SRT, "Laterality")=(G-A100, SRT, "Right") (121401, DCM, "Derivation")=(R-41D2D, SRT, "Calculated")
SYST VEL/DIAST VEL	(12144-2, LN, "Systolic to Diastolic Velocity Ratio")	(T-45005, SRT, "Artery of neck") (T-45200, SRT, "External Carotid Artery")	(G-C171, SRT, "Laterality")=(G-A100, SRT, "Right") (121401, DCM, "Derivation")=(R-41D2D, SRT, "Calculated")
DIAST VEL/SYST VEL	(MN-28, ESAOTE_P1, "Diastolic To Systolic Velocity Ratio")	(T-45005, SRT, "Artery of neck") (T-45200, SRT, "External Carotid Artery")	(G-C171, SRT, "Laterality")=(G-A100, SRT, "Right") (121401, DCM, "Derivation")=(R-41D2D, SRT, "Calculated")
R ICA PROXIMAL			
R ICA PROX PS VEL	(11726-7, LN, "Peak Systolic Velocity")	(T-45005, SRT, "Artery of neck") (T-45300, SRT, "Internal Carotid Artery")	(G-C171, SRT, "Laterality")=(G-A100, SRT, "Right") (121401, DCM, "Derivation")=(R-00355, SRT, "Point source measurement") (G-A1F8, SRT, "Topographical Modifier")=(G-A118, SRT, "Proximal")
R ICA PROX ED VEL	(11653-3, LN, "End Diastolic Velocity")	(T-45005, SRT, "Artery of neck") (T-45300, SRT, "Internal Carotid Artery")	(G-C171, SRT, "Laterality")=(G-A100, SRT, "Right") (121401, DCM, "Derivation")=(R-00355, SRT, "Point source measurement") (G-A1F8, SRT, "Topographical Modifier")=(G-A118, SRT, "Proximal")
R ICA PROX FVI			
FVI	(20354-7, LN, "Velocity Time Integral")	(T-45005, SRT, "Artery of neck") (T-45300, SRT, "Internal Carotid Artery")	(G-C171, SRT, "Laterality")=(G-A100, SRT, "Right") (121401, DCM, "Derivation")=(R-41D2D, SRT, "Calculated") (G-A1F8, SRT, "Topographical Modifier")=(G-A118, SRT, "Proximal")
PULSATILITY INDEX	(12008-9, LN, "Pulsatility Index")	(T-45005, SRT, "Artery of neck") (T-45300, SRT, "Internal Carotid Artery")	(G-C171, SRT, "Laterality")=(G-A100, SRT, "Right") (121401, DCM, "Derivation")=(R-41D2D, SRT, "Calculated") (G-A1F8, SRT, "Topographical Modifier")=(G-A118, SRT, "Proximal")
RESISTIVE INDEX	(12023-8, LN, "Resistivity Index")	(T-45005, SRT, "Artery of neck") (T-45300, SRT, "Internal Carotid Artery")	(G-C171, SRT, "Laterality")=(G-A100, SRT, "Right") (121401, DCM, "Derivation")=(R-41D2D, SRT, "Calculated") (G-A1F8, SRT, "Topographical Modifier")=(G-A118, SRT, "Proximal")
PEAK VELOCITY	(11726-7, LN, "Peak Systolic Velocity")	(T-45005, SRT, "Artery of neck") (T-45300, SRT, "Internal Carotid Artery")	(G-C171, SRT, "Laterality")=(G-A100, SRT, "Right") (121401, DCM, "Derivation")=(R-41D2D, SRT, "Calculated") (G-A1F8, SRT, "Topographical Modifier")=(G-A118, SRT, "Proximal")
MEAN VELOCITY	(MN-25, ESAOTE_P1, "Time Averaged Velocity")	(T-45005, SRT, "Artery of neck") (T-45300, SRT, "Internal Carotid Artery")	(G-C171, SRT, "Laterality")=(G-A100, SRT, "Right") (121401, DCM, "Derivation")=(R-41D2D, SRT, "Calculated") (G-A1F8, SRT, "Topographical Modifier")=(G-A118, SRT, "Proximal")
REVERSE VELOCITY	(MN-27, ESAOTE_P1, "Reverse Velocity")	(T-45005, SRT, "Artery of neck") (T-45300, SRT, "Internal Carotid Artery")	(G-C171, SRT, "Laterality")=(G-A100, SRT, "Right") (121401, DCM, "Derivation")=(R-41D2D, SRT, "Calculated") (G-A1F8, SRT, "Topographical Modifier")=(G-A118, SRT, "Proximal")
DIASTOLIC VELOCITY	(11653-3, LN, "End Diastolic Velocity")	(T-45005, SRT, "Artery of neck") (T-45300, SRT, "Internal Carotid Artery")	(G-C171, SRT, "Laterality")=(G-A100, SRT, "Right") (121401, DCM, "Derivation")=(R-41D2D, SRT, "Calculated") (G-A1F8, SRT, "Topographical Modifier")=(G-A118, SRT, "Proximal")

<i>ESAOTE MEASURE</i>	<i>BASE MEAS. CONCEPT NAME</i>	<i>SECTION</i>	<i>CONCEPT OR ACQUISITION CONTEXT MODIFIERS</i>
PEAK GRADIENT	(20247-3, LN, "Peak Gradient")	(T-45005, SRT, "Artery of neck") (T-45300, SRT, "Internal Carotid Artery")	(G-C171, SRT, "Laterality")=(G-A100, SRT, "Right") (121401, DCM, "Derivation")=(R-41D2D, SRT, "Calculated") (G-A1F8, SRT, "Topographical Modifier")=(G-A118, SRT, "Proximal")
MEAN GRADIENT	(20256-4, LN, "Mean Gradient")	(T-45005, SRT, "Artery of neck") (T-45300, SRT, "Internal Carotid Artery")	(G-C171, SRT, "Laterality")=(G-A100, SRT, "Right") (121401, DCM, "Derivation")=(R-41D2D, SRT, "Calculated") (G-A1F8, SRT, "Topographical Modifier")=(G-A118, SRT, "Proximal")
ACCELERATION	(MN-04, ESAOTE_P1, "Acceleration")	(T-45005, SRT, "Artery of neck") (T-45300, SRT, "Internal Carotid Artery")	(G-C171, SRT, "Laterality")=(G-A100, SRT, "Right") (121401, DCM, "Derivation")=(R-41D2D, SRT, "Calculated") (G-A1F8, SRT, "Topographical Modifier")=(G-A118, SRT, "Proximal")
ACCELERATION TIME	(20168-1, LN, "Acceleration Time")	(T-45005, SRT, "Artery of neck") (T-45300, SRT, "Internal Carotid Artery")	(G-C171, SRT, "Laterality")=(G-A100, SRT, "Right") (121401, DCM, "Derivation")=(R-41D2D, SRT, "Calculated") (G-A1F8, SRT, "Topographical Modifier")=(G-A118, SRT, "Proximal")
SYST VEL/DIAST VEL	(12144-2, LN, "Systolic to Diastolic Velocity Ratio")	(T-45005, SRT, "Artery of neck") (T-45300, SRT, "Internal Carotid Artery")	(G-C171, SRT, "Laterality")=(G-A100, SRT, "Right") (121401, DCM, "Derivation")=(R-41D2D, SRT, "Calculated") (G-A1F8, SRT, "Topographical Modifier")=(G-A118, SRT, "Proximal")
DIAST VEL/SYST VEL	(MN-28, ESAOTE_P1, "Diastolic To Systolic Velocity Ratio")	(T-45005, SRT, "Artery of neck") (T-45300, SRT, "Internal Carotid Artery")	(G-C171, SRT, "Laterality")=(G-A100, SRT, "Right") (121401, DCM, "Derivation")=(R-41D2D, SRT, "Calculated") (G-A1F8, SRT, "Topographical Modifier")=(G-A118, SRT, "Proximal")
R ICA MID			
R ICA MID PS VEL	(11726-7, LN, "Peak Systolic Velocity")	(T-45005, SRT, "Artery of neck") (T-45300, SRT, "Internal Carotid Artery")	(G-C171, SRT, "Laterality")=(G-A100, SRT, "Right") (121401, DCM, "Derivation")=(R-00355, SRT, "Point source measurement") (G-A1F8, SRT, "Topographical Modifier")=(G-A188, SRT, "Mid-longitudinal")
R ICA MID ED VEL	(11653-3, LN, "End Diastolic Velocity")	(T-45005, SRT, "Artery of neck") (T-45300, SRT, "Internal Carotid Artery")	(G-C171, SRT, "Laterality")=(G-A100, SRT, "Right") (121401, DCM, "Derivation")=(R-00355, SRT, "Point source measurement") (G-A1F8, SRT, "Topographical Modifier")=(G-A188, SRT, "Mid-longitudinal")
R ICA MID FVI			
FVI	(20354-7, LN, "Velocity Time Integral")	(T-45005, SRT, "Artery of neck") (T-45300, SRT, "Internal Carotid Artery")	(G-C171, SRT, "Laterality")=(G-A100, SRT, "Right") (121401, DCM, "Derivation")=(R-41D2D, SRT, "Calculated") (G-A1F8, SRT, "Topographical Modifier")=(G-A188, SRT, "Mid-longitudinal")
PULSATILITY INDEX	(12008-9, LN, "Pulsatility Index")	(T-45005, SRT, "Artery of neck") (T-45300, SRT, "Internal Carotid Artery")	(G-C171, SRT, "Laterality")=(G-A100, SRT, "Right") (121401, DCM, "Derivation")=(R-41D2D, SRT, "Calculated") (G-A1F8, SRT, "Topographical Modifier")=(G-A188, SRT, "Mid-longitudinal")
RESISTIVE INDEX	(12023-8, LN, "Resistivity Index")	(T-45005, SRT, "Artery of neck") (T-45300, SRT, "Internal Carotid Artery")	(G-C171, SRT, "Laterality")=(G-A100, SRT, "Right") (121401, DCM, "Derivation")=(R-41D2D, SRT, "Calculated") (G-A1F8, SRT, "Topographical Modifier")=(G-A188, SRT, "Mid-longitudinal")
PEAK VELOCITY	(11726-7, LN, "Peak Systolic Velocity")	(T-45005, SRT, "Artery of neck") (T-45300, SRT, "Internal Carotid Artery")	(G-C171, SRT, "Laterality")=(G-A100, SRT, "Right") (121401, DCM, "Derivation")=(R-41D2D, SRT, "Calculated") (G-A1F8, SRT, "Topographical Modifier")=(G-A188, SRT, "Mid-longitudinal")

<i>ESAOTE MEASURE</i>	<i>BASE MEAS. CONCEPT NAME</i>	<i>SECTION</i>	<i>CONCEPT OR ACQUISITION CONTEXT MODIFIERS</i>
MEAN VELOCITY	(MN-25,ESAOTE_P1, "Time Averaged Velocity")	(T-45005,SRT, "Artery of neck") (T-45300,SRT, "Internal Carotid Artery")	(G-C171, SRT, "Laterality")=(G-A100,SRT, "Right") (121401, DCM, "Derivation")=(R-41D2D,SRT, "Calculated") (G-A1F8, SRT, "Topographical Modifier")=(G-A188,SRT, "Mid-longitudinal")
REVERSE VELOCITY	(MN-27,ESAOTE_P1, "Reverse Velocity")	(T-45005,SRT, "Artery of neck") (T-45300,SRT, "Internal Carotid Artery")	(G-C171, SRT, "Laterality")=(G-A100,SRT, "Right") (121401, DCM, "Derivation")=(R-41D2D,SRT, "Calculated") (G-A1F8, SRT, "Topographical Modifier")=(G-A188,SRT, "Mid-longitudinal")
DIASTOLIC VELOCITY	(11653-3,LN, "End Diastolic Velocity")	(T-45005,SRT, "Artery of neck") (T-45300,SRT, "Internal Carotid Artery")	(G-C171, SRT, "Laterality")=(G-A100,SRT, "Right") (121401, DCM, "Derivation")=(R-41D2D,SRT, "Calculated") (G-A1F8, SRT, "Topographical Modifier")=(G-A188,SRT, "Mid-longitudinal")
PEAK GRADIENT	(20247-3,LN, "Peak Gradient")	(T-45005,SRT, "Artery of neck") (T-45300,SRT, "Internal Carotid Artery")	(G-C171, SRT, "Laterality")=(G-A100,SRT, "Right") (121401, DCM, "Derivation")=(R-41D2D,SRT, "Calculated") (G-A1F8, SRT, "Topographical Modifier")=(G-A188,SRT, "Mid-longitudinal")
MEAN GRADIENT	(20256-4,LN, "Mean Gradient")	(T-45005,SRT, "Artery of neck") (T-45300,SRT, "Internal Carotid Artery")	(G-C171, SRT, "Laterality")=(G-A100,SRT, "Right") (121401, DCM, "Derivation")=(R-41D2D,SRT, "Calculated") (G-A1F8, SRT, "Topographical Modifier")=(G-A188,SRT, "Mid-longitudinal")
ACCELERATION	(MN-04,ESAOTE_P1, "Acceleration")	(T-45005,SRT, "Artery of neck") (T-45300,SRT, "Internal Carotid Artery")	(G-C171, SRT, "Laterality")=(G-A100,SRT, "Right") (121401, DCM, "Derivation")=(R-41D2D,SRT, "Calculated") (G-A1F8, SRT, "Topographical Modifier")=(G-A188,SRT, "Mid-longitudinal")
ACCELERATION TIME	(20168-1,LN, "Acceleration Time")	(T-45005,SRT, "Artery of neck") (T-45300,SRT, "Internal Carotid Artery")	(G-C171, SRT, "Laterality")=(G-A100,SRT, "Right") (121401, DCM, "Derivation")=(R-41D2D,SRT, "Calculated") (G-A1F8, SRT, "Topographical Modifier")=(G-A188,SRT, "Mid-longitudinal")
SYST VEL/DIAST VEL	(12144-2,LN, "Systolic to Diastolic Velocity Ratio")	(T-45005,SRT, "Artery of neck") (T-45300,SRT, "Internal Carotid Artery")	(G-C171, SRT, "Laterality")=(G-A100,SRT, "Right") (121401, DCM, "Derivation")=(R-41D2D,SRT, "Calculated") (G-A1F8, SRT, "Topographical Modifier")=(G-A188,SRT, "Mid-longitudinal")
DIAST VEL/SYST VEL	(MN-28,ESAOTE_P1, "Diastolic To Systolic Velocity Ratio")	(T-45005,SRT, "Artery of neck") (T-45300,SRT, "Internal Carotid Artery")	(G-C171, SRT, "Laterality")=(G-A100,SRT, "Right") (121401, DCM, "Derivation")=(R-41D2D,SRT, "Calculated") (G-A1F8, SRT, "Topographical Modifier")=(G-A188,SRT, "Mid-longitudinal")
R ICA DISTAL			
R ICA DIST PS VEL	(11726-7,LN, "Peak Systolic Velocity")	(T-45005,SRT, "Artery of neck") (T-45300,SRT, "Internal Carotid Artery")	(G-C171, SRT, "Laterality")=(G-A100,SRT, "Right") (121401, DCM, "Derivation")=(R-00355,SRT, "Point source measurement") (G-A1F8, SRT, "Topographical Modifier")=(G-A119,SRT, "Distal")
R ICA DIST ED VEL	(11653-3,LN, "End Diastolic Velocity")	(T-45005,SRT, "Artery of neck") (T-45300,SRT, "Internal Carotid Artery")	(G-C171, SRT, "Laterality")=(G-A100,SRT, "Right") (121401, DCM, "Derivation")=(R-00355,SRT, "Point source measurement") (G-A1F8, SRT, "Topographical Modifier")=(G-A119,SRT, "Distal")
R ICA DIS FVI			
FVI	(20354-7,LN, "Velocity Time Integral")	(T-45005,SRT, "Artery of neck") (T-45300,SRT, "Internal Carotid Artery")	(G-C171, SRT, "Laterality")=(G-A100,SRT, "Right") (121401, DCM, "Derivation")=(R-41D2D,SRT, "Calculated") (G-A1F8, SRT, "Topographical Modifier")=(G-A119,SRT, "Distal")

<i>ESAOTE MEASURE</i>	<i>BASE MEAS. CONCEPT NAME</i>	<i>SECTION</i>	<i>CONCEPT OR ACQUISITION CONTEXT MODIFIERS</i>
PULSATILITY INDEX	(12008-9, LN, "Pulsatility Index")	(T-45005, SRT, "Artery of neck") (T-45300, SRT, "Internal Carotid Artery")	(G-C171, SRT, "Laterality")=(G-A100, SRT, "Right") (121401, DCM, "Derivation")=(R-41D2D, SRT, "Calculated") (G-A1F8, SRT, "Topographical Modifier")=(G-A119, SRT, "Distal")
RESISTIVE INDEX	(12023-8, LN, "Resistivity Index")	(T-45005, SRT, "Artery of neck") (T-45300, SRT, "Internal Carotid Artery")	(G-C171, SRT, "Laterality")=(G-A100, SRT, "Right") (121401, DCM, "Derivation")=(R-41D2D, SRT, "Calculated") (G-A1F8, SRT, "Topographical Modifier")=(G-A119, SRT, "Distal")
PEAK VELOCITY	(11726-7, LN, "Peak Systolic Velocity")	(T-45005, SRT, "Artery of neck") (T-45300, SRT, "Internal Carotid Artery")	(G-C171, SRT, "Laterality")=(G-A100, SRT, "Right") (121401, DCM, "Derivation")=(R-41D2D, SRT, "Calculated") (G-A1F8, SRT, "Topographical Modifier")=(G-A119, SRT, "Distal")
MEAN VELOCITY	(MN-25, ESAOTE_P1, "Time Averaged Velocity")	(T-45005, SRT, "Artery of neck") (T-45300, SRT, "Internal Carotid Artery")	(G-C171, SRT, "Laterality")=(G-A100, SRT, "Right") (121401, DCM, "Derivation")=(R-41D2D, SRT, "Calculated") (G-A1F8, SRT, "Topographical Modifier")=(G-A119, SRT, "Distal")
REVERSE VELOCITY	(MN-27, ESAOTE_P1, "Reverse Velocity")	(T-45005, SRT, "Artery of neck") (T-45300, SRT, "Internal Carotid Artery")	(G-C171, SRT, "Laterality")=(G-A100, SRT, "Right") (121401, DCM, "Derivation")=(R-41D2D, SRT, "Calculated") (G-A1F8, SRT, "Topographical Modifier")=(G-A119, SRT, "Distal")
DIASTOLIC VELOCITY	(11653-3, LN, "End Diastolic Velocity")	(T-45005, SRT, "Artery of neck") (T-45300, SRT, "Internal Carotid Artery")	(G-C171, SRT, "Laterality")=(G-A100, SRT, "Right") (121401, DCM, "Derivation")=(R-41D2D, SRT, "Calculated") (G-A1F8, SRT, "Topographical Modifier")=(G-A119, SRT, "Distal")
PEAK GRADIENT	(20247-3, LN, "Peak Gradient")	(T-45005, SRT, "Artery of neck") (T-45300, SRT, "Internal Carotid Artery")	(G-C171, SRT, "Laterality")=(G-A100, SRT, "Right") (121401, DCM, "Derivation")=(R-41D2D, SRT, "Calculated") (G-A1F8, SRT, "Topographical Modifier")=(G-A119, SRT, "Distal")
MEAN GRADIENT	(20256-4, LN, "Mean Gradient")	(T-45005, SRT, "Artery of neck") (T-45300, SRT, "Internal Carotid Artery")	(G-C171, SRT, "Laterality")=(G-A100, SRT, "Right") (121401, DCM, "Derivation")=(R-41D2D, SRT, "Calculated") (G-A1F8, SRT, "Topographical Modifier")=(G-A119, SRT, "Distal")
ACCELERATION	(MN-04, ESAOTE_P1, "Acceleration")	(T-45005, SRT, "Artery of neck") (T-45300, SRT, "Internal Carotid Artery")	(G-C171, SRT, "Laterality")=(G-A100, SRT, "Right") (121401, DCM, "Derivation")=(R-41D2D, SRT, "Calculated") (G-A1F8, SRT, "Topographical Modifier")=(G-A119, SRT, "Distal")
ACCELERATION TIME	(20168-1, LN, "Acceleration Time")	(T-45005, SRT, "Artery of neck") (T-45300, SRT, "Internal Carotid Artery")	(G-C171, SRT, "Laterality")=(G-A100, SRT, "Right") (121401, DCM, "Derivation")=(R-41D2D, SRT, "Calculated") (G-A1F8, SRT, "Topographical Modifier")=(G-A119, SRT, "Distal")
SYST VEL/DIAST VEL	(12144-2, LN, "Systolic to Diastolic Velocity Ratio")	(T-45005, SRT, "Artery of neck") (T-45300, SRT, "Internal Carotid Artery")	(G-C171, SRT, "Laterality")=(G-A100, SRT, "Right") (121401, DCM, "Derivation")=(R-41D2D, SRT, "Calculated") (G-A1F8, SRT, "Topographical Modifier")=(G-A119, SRT, "Distal")
DIAST VEL/SYST VEL	(MN-28, ESAOTE_P1, "Diastolic To Systolic Velocity Ratio")	(T-45005, SRT, "Artery of neck") (T-45300, SRT, "Internal Carotid Artery")	(G-C171, SRT, "Laterality")=(G-A100, SRT, "Right") (121401, DCM, "Derivation")=(R-41D2D, SRT, "Calculated") (G-A1F8, SRT, "Topographical Modifier")=(G-A119, SRT, "Distal")
R VERTEBRAL ART			
R VA PEAK SYS VEL	(11726-7, LN, "Peak Systolic Velocity")	(T-45005, SRT, "Artery of neck") (T-45700, SRT, "Internal Carotid Artery")	(G-C171, SRT, "Laterality")=(G-A100, SRT, "Right") (121401, DCM, "Derivation")=(R-00355, SRT, "Point source measurement")

ESAOTE MEASURE	BASE MEAS. CONCEPT NAME	SECTION	CONCEPT OR ACQUISITION CONTEXT MODIFIERS
		"Vertebral Artery")	
R VA ENDDIAST VEL	(11653-3, LN, "End Diastolic Velocity")	(T-45005, SRT, "Artery of neck") (T-45700, SRT, "Vertebral Artery")	(G-C171, SRT, "Laterality")=(G-A100, SRT, "Right") (121401, DCM, "Derivation")=(R-00355, SRT, "Point source measurement")
R VA FVI			
FVI	(20354-7, LN, "Velocity Time Integral")	(T-45005, SRT, "Artery of neck") (T-45700, SRT, "Vertebral Artery")	(G-C171, SRT, "Laterality")=(G-A100, SRT, "Right") (121401, DCM, "Derivation")=(R-41D2D, SRT, "Calculated")
PULSATILITY INDEX	(12008-9, LN, "Pulsatility Index")	(T-45005, SRT, "Artery of neck") (T-45700, SRT, "Vertebral Artery")	(G-C171, SRT, "Laterality")=(G-A100, SRT, "Right") (121401, DCM, "Derivation")=(R-41D2D, SRT, "Calculated")
RESISTIVE INDEX	(12023-8, LN, "Resistivity Index")	(T-45005, SRT, "Artery of neck") (T-45700, SRT, "Vertebral Artery")	(G-C171, SRT, "Laterality")=(G-A100, SRT, "Right") (121401, DCM, "Derivation")=(R-41D2D, SRT, "Calculated")
PEAK VELOCITY	(11726-7, LN, "Peak Systolic Velocity")	(T-45005, SRT, "Artery of neck") (T-45700, SRT, "Vertebral Artery")	(G-C171, SRT, "Laterality")=(G-A100, SRT, "Right") (121401, DCM, "Derivation")=(R-41D2D, SRT, "Calculated")
MEAN VELOCITY	(MN-25, ESAOTE_P1, "Time Averaged Velocity")	(T-45005, SRT, "Artery of neck") (T-45700, SRT, "Vertebral Artery")	(G-C171, SRT, "Laterality")=(G-A100, SRT, "Right") (121401, DCM, "Derivation")=(R-41D2D, SRT, "Calculated")
REVERSE VELOCITY	(MN-27, ESAOTE_P1, "Reverse Velocity")	(T-45005, SRT, "Artery of neck") (T-45700, SRT, "Vertebral Artery")	(G-C171, SRT, "Laterality")=(G-A100, SRT, "Right") (121401, DCM, "Derivation")=(R-41D2D, SRT, "Calculated")
DIASTOLIC VELOCITY	(11653-3, LN, "End Diastolic Velocity")	(T-45005, SRT, "Artery of neck") (T-45700, SRT, "Vertebral Artery")	(G-C171, SRT, "Laterality")=(G-A100, SRT, "Right") (121401, DCM, "Derivation")=(R-41D2D, SRT, "Calculated")
PEAK GRADIENT	(20247-3, LN, "Peak Gradient")	(T-45005, SRT, "Artery of neck") (T-45700, SRT, "Vertebral Artery")	(G-C171, SRT, "Laterality")=(G-A100, SRT, "Right") (121401, DCM, "Derivation")=(R-41D2D, SRT, "Calculated")
MEAN GRADIENT	(20256-4, LN, "Mean Gradient")	(T-45005, SRT, "Artery of neck") (T-45700, SRT, "Vertebral Artery")	(G-C171, SRT, "Laterality")=(G-A100, SRT, "Right") (121401, DCM, "Derivation")=(R-41D2D, SRT, "Calculated")
ACCELERATION	(MN-04, ESAOTE_P1, "Acceleration")	(T-45005, SRT, "Artery of neck") (T-45700, SRT, "Vertebral Artery")	(G-C171, SRT, "Laterality")=(G-A100, SRT, "Right") (121401, DCM, "Derivation")=(R-41D2D, SRT, "Calculated")
ACCELERATION TIME	(20168-1, LN, "Acceleration Time")	(T-45005, SRT, "Artery of neck") (T-45700, SRT, "Vertebral Artery")	(G-C171, SRT, "Laterality")=(G-A100, SRT, "Right") (121401, DCM, "Derivation")=(R-41D2D, SRT, "Calculated")
SYST VEL/DIAST VEL	(12144-2, LN, "Systolic to Diastolic Velocity Ratio")	(T-45005, SRT, "Artery of neck") (T-45700, SRT, "Vertebral Artery")	(G-C171, SRT, "Laterality")=(G-A100, SRT, "Right") (121401, DCM, "Derivation")=(R-41D2D, SRT, "Calculated")
DIAST VEL/SYST VEL	(MN-28, ESAOTE_P1, "Diastolic To Systolic Velocity Ratio")	(T-45005, SRT, "Artery of neck") (T-45700, SRT, "Vertebral Artery")	(G-C171, SRT, "Laterality")=(G-A100, SRT, "Right") (121401, DCM, "Derivation")=(R-41D2D, SRT, "Calculated")
R SUBCLAVIAN ART			

<i>ESAOTE MEASURE</i>	<i>BASE MEAS. CONCEPT NAME</i>	<i>SECTION</i>	<i>CONCEPT OR ACQUISITION CONTEXT MODIFIERS</i>
R SA PEAK SYS VEL	(11726-7, LN, "Peak Systolic Velocity")	(T-47020, SRT, "Artery Of Upper Extremity") (T-46100, SRT, "Subclavian Artery")	(G-C171, SRT, "Laterality")=(G-A100, SRT, "Right") (121401, DCM, "Derivation")=(R-00355, SRT, "Point source measurement")
R SA ENDDIAST VEL	(11653-3, LN, "End Diastolic Velocity")	(T-47020, SRT, "Artery Of Upper Extremity") (T-46100, SRT, "Subclavian Artery")	(G-C171, SRT, "Laterality")=(G-A100, SRT, "Right") (121401, DCM, "Derivation")=(R-00355, SRT, "Point source measurement")
R SA FVI			
FVI	(20354-7, LN, "Velocity Time Integral")	(T-47020, SRT, "Artery Of Upper Extremity") (T-46100, SRT, "Subclavian Artery")	(G-C171, SRT, "Laterality")=(G-A100, SRT, "Right") (121401, DCM, "Derivation")=(R-41D2D, SRT, "Calculated")
PULSATILITY INDEX	(12008-9, LN, "Pulsatility Index")	(T-47020, SRT, "Artery Of Upper Extremity") (T-46100, SRT, "Subclavian Artery")	(G-C171, SRT, "Laterality")=(G-A100, SRT, "Right") (121401, DCM, "Derivation")=(R-41D2D, SRT, "Calculated")
RESISTIVE INDEX	(12023-8, LN, "Resistivity Index")	(T-47020, SRT, "Artery Of Upper Extremity") (T-46100, SRT, "Subclavian Artery")	(G-C171, SRT, "Laterality")=(G-A100, SRT, "Right") (121401, DCM, "Derivation")=(R-41D2D, SRT, "Calculated")
PEAK VELOCITY	(11726-7, LN, "Peak Systolic Velocity")	(T-47020, SRT, "Artery Of Upper Extremity") (T-46100, SRT, "Subclavian Artery")	(G-C171, SRT, "Laterality")=(G-A100, SRT, "Right") (121401, DCM, "Derivation")=(R-41D2D, SRT, "Calculated")
MEAN VELOCITY	(MN-25, ESAOTE_P1, "Time Averaged Velocity")	(T-47020, SRT, "Artery Of Upper Extremity") (T-46100, SRT, "Subclavian Artery")	(G-C171, SRT, "Laterality")=(G-A100, SRT, "Right") (121401, DCM, "Derivation")=(R-41D2D, SRT, "Calculated")
REVERSE VELOCITY	(MN-27, ESAOTE_P1, "Reverse Velocity")	(T-47020, SRT, "Artery Of Upper Extremity") (T-46100, SRT, "Subclavian Artery")	(G-C171, SRT, "Laterality")=(G-A100, SRT, "Right") (121401, DCM, "Derivation")=(R-41D2D, SRT, "Calculated")
DIASTOLIC VELOCITY	(11653-3, LN, "End Diastolic Velocity")	(T-47020, SRT, "Artery Of Upper Extremity") (T-46100, SRT, "Subclavian Artery")	(G-C171, SRT, "Laterality")=(G-A100, SRT, "Right") (121401, DCM, "Derivation")=(R-41D2D, SRT, "Calculated")
PEAK GRADIENT	(20247-3, LN, "Peak Gradient")	(T-47020, SRT, "Artery Of Upper Extremity") (T-46100, SRT, "Subclavian Artery")	(G-C171, SRT, "Laterality")=(G-A100, SRT, "Right") (121401, DCM, "Derivation")=(R-41D2D, SRT, "Calculated")
MEAN GRADIENT	(20256-4, LN, "Mean Gradient")	(T-47020, SRT, "Artery Of Upper Extremity") (T-46100, SRT, "Subclavian Artery")	(G-C171, SRT, "Laterality")=(G-A100, SRT, "Right") (121401, DCM, "Derivation")=(R-41D2D, SRT, "Calculated")

<i>ESAOTE MEASURE</i>	<i>BASE MEAS. CONCEPT NAME</i>	<i>SECTION</i>	<i>CONCEPT OR ACQUISITION CONTEXT MODIFIERS</i>
		"Subclavian Artery")	
ACCELERATION	(MN-04,ESAOTE_P1, "Acceleration")	(T-47020,SRT, "Artery Of Upper Extremity") (T-46100,SRT, "Subclavian Artery")	(G-C171, SRT, "Laterality")=(G-A100,SRT, "Right") (121401, DCM, "Derivation")=(R-41D2D,SRT, "Calculated")
ACCELERATION TIME	(20168-1,LN, "Acceleration Time")	(T-47020,SRT, "Artery Of Upper Extremity") (T-46100,SRT, "Subclavian Artery")	(G-C171, SRT, "Laterality")=(G-A100,SRT, "Right") (121401, DCM, "Derivation")=(R-41D2D,SRT, "Calculated")
SYST VEL/DIAST VEL	(12144-2,LN, "Systolic to Diastolic Velocity Ratio")	(T-47020,SRT, "Artery Of Upper Extremity") (T-46100,SRT, "Subclavian Artery")	(G-C171, SRT, "Laterality")=(G-A100,SRT, "Right") (121401, DCM, "Derivation")=(R-41D2D,SRT, "Calculated")
DIAST VEL/SYST VEL	(MN-28,ESAOTE_P1, "Diastolic To Systolic Velocity Ratio")	(T-47020,SRT, "Artery Of Upper Extremity") (T-46100,SRT, "Subclavian Artery")	(G-C171, SRT, "Laterality")=(G-A100,SRT, "Right") (121401, DCM, "Derivation")=(R-41D2D,SRT, "Calculated")
R L LIMBS			
R V CAVA REFLUX TIME			
REFLUX TIME	(MN-11,ESAOTE_P1, "Reflux Duration Time")	(T-487A0,SRT, "Vein of Abdomen") (T-48710,SRT, "Inferior Vena Cava")	(G-C171, SRT, "Laterality")=(G-A100,SRT, "Right")
THICKNESS	(MN-26,ESAOTE_P1, "Vessel Thickness")	(T-487A0,SRT, "Vein of Abdomen") (T-48710,SRT, "Inferior Vena Cava")	(G-C171, SRT, "Laterality")=(G-A100,SRT, "Right")
WIDTH	(G-0365,SRT, "Vessel outside diameter")	(T-487A0,SRT, "Vein of Abdomen") (T-48710,SRT, "Inferior Vena Cava")	(G-C171, SRT, "Laterality")=(G-A100,SRT, "Right")
R CIV REFLUX TIME			
REFLUX TIME	(MN-11,ESAOTE_P1, "Reflux Duration Time")	(T-49403,SRT, "Vein of Lower Extremity") (T-48920,SRT, "Common Iliac Vein")	(G-C171, SRT, "Laterality")=(G-A100,SRT, "Right")
THICKNESS	(MN-26,ESAOTE_P1, "Vessel Thickness")	(T-49403,SRT, "Vein of Lower Extremity") (T-48920,SRT, "Common Iliac Vein")	(G-C171, SRT, "Laterality")=(G-A100,SRT, "Right")
WIDTH	(G-0365,SRT, "Vessel outside diameter")	(T-49403,SRT, "Vein of Lower Extremity") (T-48920,SRT, "Common Iliac Vein")	(G-C171, SRT, "Laterality")=(G-A100,SRT, "Right")

<i>ESAOTE MEASURE</i>	<i>BASE MEAS. CONCEPT NAME</i>	<i>SECTION</i>	<i>CONCEPT OR ACQUISITION CONTEXT MODIFIERS</i>
R EIV REFLUX TIME			
REFLUX TIME	(MN-11,ESAOTE_P1, "Reflux Duration Time")	(T-49403,SRT, "Vein of Lower Extremity") (T-48930,SRT, "External Iliac Vein")	(G-C171, SRT, "Laterality")=(G-A100,SRT, "Right")
THICKNESS	(MN-26,ESAOTE_P1, "Vessel Thickness")	(T-49403,SRT, "Vein of Lower Extremity") (T-48930,SRT, "External Iliac Vein")	(G-C171, SRT, "Laterality")=(G-A100,SRT, "Right")
WIDTH	(G-0365,SRT, "Vessel outside diameter")	(T-49403,SRT, "Vein of Lower Extremity") (T-48930,SRT, "External Iliac Vein")	(G-C171, SRT, "Laterality")=(G-A100,SRT, "Right")
R IIV RT-HYPOGASTRIC			
REFLUX TIME	(MN-11,ESAOTE_P1, "Reflux Duration Time")	(T-49403,SRT, "Vein of Lower Extremity") (T-48940,SRT, "Internal iliac vein")	(G-C171, SRT, "Laterality")=(G-A100,SRT, "Right")
THICKNESS	(MN-26,ESAOTE_P1, "Vessel Thickness")	(T-49403,SRT, "Vein of Lower Extremity") (T-48940,SRT, "Internal iliac vein")	(G-C171, SRT, "Laterality")=(G-A100,SRT, "Right")
WIDTH	(G-0365,SRT, "Vessel outside diameter")	(T-49403,SRT, "Vein of Lower Extremity") (T-48940,SRT, "Internal iliac vein")	(G-C171, SRT, "Laterality")=(G-A100,SRT, "Right")
R CFV REFLUX TIME			
REFLUX TIME	(MN-11,ESAOTE_P1, "Reflux Duration Time")	(T-49403,SRT, "Vein of Lower Extremity") (G-035B,SRT, "Common Femoral Vein")	(G-C171, SRT, "Laterality")=(G-A100,SRT, "Right")
THICKNESS	(MN-26,ESAOTE_P1, "Vessel Thickness")	(T-49403,SRT, "Vein of Lower Extremity") (G-035B,SRT, "Common Femoral Vein")	(G-C171, SRT, "Laterality")=(G-A100,SRT, "Right")
WIDTH	(G-0365,SRT, "Vessel outside diameter")	(T-49403,SRT, "Vein of Lower Extremity") (G-035B,SRT, "Common Femoral Vein")	(G-C171, SRT, "Laterality")=(G-A100,SRT, "Right")
R SFV REFLUX TIME			
REFLUX TIME	(MN-11,ESAOTE_P1, "Reflux Duration Time")	(T-49403,SRT, "Vein of Lower Extremity") (G-035A,SRT, "Superficial Femoral Vein")	(G-C171, SRT, "Laterality")=(G-A100,SRT, "Right")
THICKNESS	(MN-	(T-49403,SRT,	(G-C171, SRT, "Laterality")=(G-A100,SRT, "Right")

<i>ESAOTE MEASURE</i>	<i>BASE MEAS. CONCEPT NAME</i>	<i>SECTION</i>	<i>CONCEPT OR ACQUISITION CONTEXT MODIFIERS</i>
	26,ESAOTE_P1, "Vessel Thickness")	"Vein of Lower Extremity") (G-035A,SRT, "Superficial Femoral Vein")	
WIDTH	(G-0365,SRT, "Vessel outside diameter")	(T-49403,SRT, "Vein of Lower Extremity") (G-035A,SRT, "Superficial Femoral Vein")	(G-C171, SRT, "Laterality")=(G-A100,SRT, "Right")
R PFV REFLUX TIME			
REFLUX TIME	(MN-11,ESAOTE_P1, "Reflux Duration Time")	(T-49403,SRT, "Vein of Lower Extremity") (T-49660,SRT, "Profunda Femoris Vein")	(G-C171, SRT, "Laterality")=(G-A100,SRT, "Right")
THICKNESS	(MN-26,ESAOTE_P1, "Vessel Thickness")	(T-49403,SRT, "Vein of Lower Extremity") (T-49660,SRT, "Profunda Femoris Vein")	(G-C171, SRT, "Laterality")=(G-A100,SRT, "Right")
WIDTH	(G-0365,SRT, "Vessel outside diameter")	(T-49403,SRT, "Vein of Lower Extremity") (T-49660,SRT, "Profunda Femoris Vein")	(G-C171, SRT, "Laterality")=(G-A100,SRT, "Right")
R PV REFLUX TIME			
REFLUX TIME	(MN-11,ESAOTE_P1, "Reflux Duration Time")	(T-49403,SRT, "Vein of Lower Extremity") (T-49640,SRT, "Popliteal Vein")	(G-C171, SRT, "Laterality")=(G-A100,SRT, "Right")
THICKNESS	(MN-26,ESAOTE_P1, "Vessel Thickness")	(T-49403,SRT, "Vein of Lower Extremity") (T-49640,SRT, "Popliteal Vein")	(G-C171, SRT, "Laterality")=(G-A100,SRT, "Right")
WIDTH	(G-0365,SRT, "Vessel outside diameter")	(T-49403,SRT, "Vein of Lower Extremity") (T-49640,SRT, "Popliteal Vein")	(G-C171, SRT, "Laterality")=(G-A100,SRT, "Right")
R GV REFLUX TIME			
REFLUX TIME	(MN-11,ESAOTE_P1, "Reflux Duration Time")	(T-49403,SRT, "Vein of Lower Extremity") (T-4942D,SRT, "Gastrocnemius vein")	(G-C171, SRT, "Laterality")=(G-A100,SRT, "Right")
THICKNESS	(MN-26,ESAOTE_P1, "Vessel Thickness")	(T-49403,SRT, "Vein of Lower Extremity") (T-4942D,SRT, "Gastrocnemius vein")	(G-C171, SRT, "Laterality")=(G-A100,SRT, "Right")
WIDTH	(G-0365,SRT, "Vessel outside diameter")	(T-49403,SRT, "Vein of Lower Extremity") (T-4942D,SRT, "Gastrocnemius vein")	(G-C171, SRT, "Laterality")=(G-A100,SRT, "Right")

<i>ESAOTE MEASURE</i>	<i>BASE MEAS. CONCEPT NAME</i>	<i>SECTION</i>	<i>CONCEPT OR ACQUISITION CONTEXT MODIFIERS</i>
		"Gastrocnemius vein")	
R ATV REFLUX TIME			
REFLUX TIME	(MN-11,ESAOTE_P1, "Reflux Duration Time")	(T-49403,SRT, "Vein of Lower Extremity") (T-49630,SRT, "Anterior Tibial Vein")	(G-C171, SRT, "Laterality")=(G-A100,SRT, "Right")
THICKNESS	(MN-26,ESAOTE_P1, "Vessel Thickness")	(T-49403,SRT, "Vein of Lower Extremity") (T-49630,SRT, "Anterior Tibial Vein")	(G-C171, SRT, "Laterality")=(G-A100,SRT, "Right")
WIDTH	(G-0365,SRT, "Vessel outside diameter")	(T-49403,SRT, "Vein of Lower Extremity") (T-49630,SRT, "Anterior Tibial Vein")	(G-C171, SRT, "Laterality")=(G-A100,SRT, "Right")
R PTV REFLUX TIME			
REFLUX TIME	(MN-11,ESAOTE_P1, "Reflux Duration Time")	(T-49403,SRT, "Vein of Lower Extremity") (T-49620,SRT, "Posterior Tibial Vein")	(G-C171, SRT, "Laterality")=(G-A100,SRT, "Right")
THICKNESS	(MN-26,ESAOTE_P1, "Vessel Thickness")	(T-49403,SRT, "Vein of Lower Extremity") (T-49620,SRT, "Posterior Tibial Vein")	(G-C171, SRT, "Laterality")=(G-A100,SRT, "Right")
WIDTH	(G-0365,SRT, "Vessel outside diameter")	(T-49403,SRT, "Vein of Lower Extremity") (T-49620,SRT, "Posterior Tibial Vein")	(G-C171, SRT, "Laterality")=(G-A100,SRT, "Right")
R SAF-FEM JUNCT RT			
REFLUX TIME	(MN-11,ESAOTE_P1, "Reflux Duration Time")	(T-49403,SRT, "Vein of Lower Extremity") (T-D930A,SRT, "Saphenofemoral Junction")	(G-C171, SRT, "Laterality")=(G-A100,SRT, "Right")
THICKNESS	(MN-26,ESAOTE_P1, "Vessel Thickness")	(T-49403,SRT, "Vein of Lower Extremity") (T-D930A,SRT, "Saphenofemoral Junction")	(G-C171, SRT, "Laterality")=(G-A100,SRT, "Right")
WIDTH	(G-0365,SRT, "Vessel outside diameter")	(T-49403,SRT, "Vein of Lower Extremity") (T-D930A,SRT, "Saphenofemoral Junction")	(G-C171, SRT, "Laterality")=(G-A100,SRT, "Right")
R SAF-POPL JUNCT RT			
REFLUX TIME	(MN-11,ESAOTE_P1,	(T-49403,SRT, "Vein of Lower	(G-C171, SRT, "Laterality")=(G-A100,SRT, "Right")

<i>ESAOTE MEASURE</i>	<i>BASE MEAS. CONCEPT NAME</i>	<i>SECTION</i>	<i>CONCEPT OR ACQUISITION CONTEXT MODIFIERS</i>
	"Reflux Duration Time")	Extremity") (T-4941A,SRT, "Saphenopopliteal junction")	
THICKNESS	(MN-26,ESAOTE_P1, "Vessel Thickness")	(T-49403,SRT, "Vein of Lower Extremity") (T-4941A,SRT, "Saphenopopliteal junction")	(G-C171, SRT, "Laterality")=(G-A100,SRT, "Right")
WIDTH	(G-0365,SRT, "Vessel outside diameter")	(T-49403,SRT, "Vein of Lower Extremity") (T-4941A,SRT, "Saphenopopliteal junction")	(G-C171, SRT, "Laterality")=(G-A100,SRT, "Right")
R GSV REFLUX TIME			
REFLUX TIME	(MN-11,ESAOTE_P1, "Reflux Duration Time")	(T-49403,SRT, "Vein of Lower Extremity") (T-49530,SRT, "Great Saphenous Vein")	(G-C171, SRT, "Laterality")=(G-A100,SRT, "Right")
THICKNESS	(MN-26,ESAOTE_P1, "Vessel Thickness")	(T-49403,SRT, "Vein of Lower Extremity") (T-49530,SRT, "Great Saphenous Vein")	(G-C171, SRT, "Laterality")=(G-A100,SRT, "Right")
WIDTH	(G-0365,SRT, "Vessel outside diameter")	(T-49403,SRT, "Vein of Lower Extremity") (T-49530,SRT, "Great Saphenous Vein")	(G-C171, SRT, "Laterality")=(G-A100,SRT, "Right")
R SSV REFLUX TIME			
REFLUX TIME	(MN-11,ESAOTE_P1, "Reflux Duration Time")	(T-49403,SRT, "Vein of Lower Extremity") (T-49550,SRT, "Lesser Saphenous Vein")	(G-C171, SRT, "Laterality")=(G-A100,SRT, "Right")
THICKNESS	(MN-26,ESAOTE_P1, "Vessel Thickness")	(T-49403,SRT, "Vein of Lower Extremity") (T-49550,SRT, "Lesser Saphenous Vein")	(G-C171, SRT, "Laterality")=(G-A100,SRT, "Right")
WIDTH	(G-0365,SRT, "Vessel outside diameter")	(T-49403,SRT, "Vein of Lower Extremity") (T-49550,SRT, "Lesser Saphenous Vein")	(G-C171, SRT, "Laterality")=(G-A100,SRT, "Right")
R HUNTERIAN RT			
REFLUX TIME	(MN-11,ESAOTE_P1, "Reflux Duration Time")	(T-49403,SRT, "Vein of Lower Extremity") (T-4942A,SRT, "Hunterian perforating vein")	(G-C171, SRT, "Laterality")=(G-A100,SRT, "Right")
THICKNESS	(MN-26,ESAOTE_P1,	(T-49403,SRT, "Vein of Lower	(G-C171, SRT, "Laterality")=(G-A100,SRT, "Right")

<i>ESAOTE MEASURE</i>	<i>BASE MEAS. CONCEPT NAME</i>	<i>SECTION</i>	<i>CONCEPT OR ACQUISITION CONTEXT MODIFIERS</i>
	"Vessel Thickness")	Extremity") (T-4942A,SRT, "Hunterian perforating vein")	
WIDTH	(G-0365,SRT, "Vessel outside diameter")	(T-49403,SRT, "Vein of Lower Extremity") (T-4942A,SRT, "Hunterian perforating vein")	(G-C171, SRT, "Laterality")=(G-A100,SRT, "Right")
R BOYD RT			
REFLUX TIME	(MN- 11,ESAOTE_P1, "Reflux Duration Time")	(T-49403,SRT, "Vein of Lower Extremity") (T-49424,SRT, "Boyd's perforating vein")	(G-C171, SRT, "Laterality")=(G-A100,SRT, "Right")
THICKNESS	(MN- 26,ESAOTE_P1, "Vessel Thickness")	(T-49403,SRT, "Vein of Lower Extremity") (T-49424,SRT, "Boyd's perforating vein")	(G-C171, SRT, "Laterality")=(G-A100,SRT, "Right")
WIDTH	(G-0365,SRT, "Vessel outside diameter")	(T-49403,SRT, "Vein of Lower Extremity") (T-49424,SRT, "Boyd's perforating vein")	(G-C171, SRT, "Laterality")=(G-A100,SRT, "Right")
R COCKETT RT			
REFLUX TIME	(MN- 11,ESAOTE_P1, "Reflux Duration Time")	(T-49403,SRT, "Vein of Lower Extremity") (T-49426,SRT, "Cockett's perforating vein")	(G-C171, SRT, "Laterality")=(G-A100,SRT, "Right")
THICKNESS	(MN- 26,ESAOTE_P1, "Vessel Thickness")	(T-49403,SRT, "Vein of Lower Extremity") (T-49426,SRT, "Cockett's perforating vein")	(G-C171, SRT, "Laterality")=(G-A100,SRT, "Right")
WIDTH	(G-0365,SRT, "Vessel outside diameter")	(T-49403,SRT, "Vein of Lower Extremity") (T-49426,SRT, "Cockett's perforating vein")	(G-C171, SRT, "Laterality")=(G-A100,SRT, "Right")
R SUPERFICIAL			
REFLUX TIME	(MN- 11,ESAOTE_P1, "Reflux Duration Time")	(T-49403,SRT, "Vein of Lower Extremity") (AG-01,99ESA_P1, "Superficial Vein")	(G-C171, SRT, "Laterality")=(G-A100,SRT, "Right")
THICKNESS	(MN- 26,ESAOTE_P1, "Vessel Thickness")	(T-49403,SRT, "Vein of Lower Extremity") (AG-01,99ESA_P1, "Superficial Vein")	(G-C171, SRT, "Laterality")=(G-A100,SRT, "Right")
WIDTH	(G-0365,SRT, "Vessel outside diameter")	(T-49403,SRT, "Vein of Lower Extremity") (AG-01,99ESA_P1,	(G-C171, SRT, "Laterality")=(G-A100,SRT, "Right")

<i>ESAOTE MEASURE</i>	<i>BASE MEAS. CONCEPT NAME</i>	<i>SECTION</i>	<i>CONCEPT OR ACQUISITION CONTEXT MODIFIERS</i>
		"Superficial Vein")	
R DEEP			
REFLUX TIME	(MN-11,ESAOTE_P1, "Reflux Duration Time")	(T-49403,SRT, "Vein of Lower Extremity") (AG-02,99ESA_P1, "Deep Vein")	(G-C171, SRT, "Laterality")=(G-A100,SRT, "Right")
THICKNESS	(MN-26,ESAOTE_P1, "Vessel Thickness")	(T-49403,SRT, "Vein of Lower Extremity") (AG-02,99ESA_P1, "Deep Vein")	(G-C171, SRT, "Laterality")=(G-A100,SRT, "Right")
WIDTH	(G-0365,SRT, "Vessel outside diameter")	(T-49403,SRT, "Vein of Lower Extremity") (AG-02,99ESA_P1, "Deep Vein")	(G-C171, SRT, "Laterality")=(G-A100,SRT, "Right")
RCAR STEN			
R CCA STENOSIS DIAM			
R CCA TRUE DIAM	(G-0364,SRT, "Vessel lumen diameter")	(T-45005,SRT, "Artery of neck") (T-45100,SRT, "Common Carotid Artery")	(G-C171, SRT, "Laterality")=(G-A100,SRT, "Right")
R CCA RES DIAM	(G-0364,SRT, "Vessel lumen diameter")	(T-45005,SRT, "Artery of neck") (T-45100,SRT, "Common Carotid Artery")	(G-C171, SRT, "Laterality")=(G-A100,SRT, "Right") (G-A1F8, SRT, "Topographical Modifier")=(M-34200,SRT, "Stenosis")
R % STENOSIS	(R-101BB,SRT, "Lumen Diameter Stenosis")	(T-45005,SRT, "Artery of neck") (T-45100,SRT, "Common Carotid Artery")	(G-C171, SRT, "Laterality")=(G-A100,SRT, "Right") (G-A1F8, SRT, "Topographical Modifier")=(M-34200,SRT, "Stenosis")
R ICA STENOSIS DIAM			
R ICA TRUE DIAM	(G-0364,SRT, "Vessel lumen diameter")	(T-45005,SRT, "Artery of neck") (T-45300,SRT, "Internal Carotid Artery")	(G-C171, SRT, "Laterality")=(G-A100,SRT, "Right")
R ICA RES DIAM	(G-0364,SRT, "Vessel lumen diameter")	(T-45005,SRT, "Artery of neck") (T-45300,SRT, "Internal Carotid Artery")	(G-C171, SRT, "Laterality")=(G-A100,SRT, "Right") (G-A1F8, SRT, "Topographical Modifier")=(M-34200,SRT, "Stenosis")
R % STENOSIS	(R-101BB,SRT, "Lumen Diameter Stenosis")	(T-45005,SRT, "Artery of neck") (T-45300,SRT, "Internal Carotid Artery")	(G-C171, SRT, "Laterality")=(G-A100,SRT, "Right") (G-A1F8, SRT, "Topographical Modifier")=(M-34200,SRT, "Stenosis")
R ECA STENOSIS DIAM			
R ECA TRUE DIAM	(G-0364,SRT, "Vessel lumen diameter")	(T-45005,SRT, "Artery of neck") (T-45200,SRT, "External Carotid Artery")	(G-C171, SRT, "Laterality")=(G-A100,SRT, "Right")
R ECA RESIDUAL DIAM	(G-0364,SRT, "Vessel lumen diameter")	(T-45005,SRT, "Artery of neck") (T-45200,SRT, "External Carotid Artery")	(G-C171, SRT, "Laterality")=(G-A100,SRT, "Right") (G-A1F8, SRT, "Topographical Modifier")=(M-34200,SRT, "Stenosis")

<i>ESAOTE MEASURE</i>	<i>BASE MEAS. CONCEPT NAME</i>	<i>SECTION</i>	<i>CONCEPT OR ACQUISITION CONTEXT MODIFIERS</i>
		Artery")	
R % STENOSIS	(R-101BB,SRT, "Lumen Diameter Stenosis")	(T-45005,SRT, "Artery of neck") (T-45200,SRT, "External Carotid Artery")	(G-C171, SRT, "Laterality")=(G-A100,SRT, "Right") (G-A1F8, SRT, "Topographical Modifier")=(M-34200,SRT, "Stenosis")
R CCA STENOSIS AREA			
R CCA TRUE AREA	(G-0366,SRT, "Vessel lumen cross-sectional area")	(T-45005,SRT, "Artery of neck") (T-45100,SRT, "Common Carotid Artery")	(G-C171, SRT, "Laterality")=(G-A100,SRT, "Right")
R CCA RESIDUAL AREA	(G-0366,SRT, "Vessel lumen cross-sectional area")	(T-45005,SRT, "Artery of neck") (T-45100,SRT, "Common Carotid Artery")	(G-C171, SRT, "Laterality")=(G-A100,SRT, "Right") (G-A1F8, SRT, "Topographical Modifier")=(M-34200,SRT, "Stenosis")
R % STENOSIS	(R-101BA,SRT, "Lumen Area Stenosis")	(T-45005,SRT, "Artery of neck") (T-45100,SRT, "Common Carotid Artery")	(G-C171, SRT, "Laterality")=(G-A100,SRT, "Right") (G-A1F8, SRT, "Topographical Modifier")=(M-34200,SRT, "Stenosis")
R CCA FVI	(20354-7,LN, "Velocity Time Integral")	(T-45005,SRT, "Artery of neck") (T-45100,SRT, "Common Carotid Artery")	(G-C171, SRT, "Laterality")=(G-A100,SRT, "Right") (G-A1F8, SRT, "Topographical Modifier")=(M-34200,SRT, "Stenosis")
R CCA STEN FLOW	(33878-0,LN, "Volume flow")	(T-45005,SRT, "Artery of neck") (T-45100,SRT, "Common Carotid Artery")	(G-C171, SRT, "Laterality")=(G-A100,SRT, "Right") (G-A1F8, SRT, "Topographical Modifier")=(M-34200,SRT, "Stenosis")
R ICA STENOSIS AREA			
R ICA TRUE AREA	(G-0366,SRT, "Vessel lumen cross-sectional area")	(T-45005,SRT, "Artery of neck") (T-45300,SRT, "Internal Carotid Artery")	(G-C171, SRT, "Laterality")=(G-A100,SRT, "Right")
R ICA RESIDUAL AREA	(G-0366,SRT, "Vessel lumen cross-sectional area")	(T-45005,SRT, "Artery of neck") (T-45300,SRT, "Internal Carotid Artery")	(G-C171, SRT, "Laterality")=(G-A100,SRT, "Right") (G-A1F8, SRT, "Topographical Modifier")=(M-34200,SRT, "Stenosis")
R % STENOSIS	(R-101BA,SRT, "Lumen Area Stenosis")	(T-45005,SRT, "Artery of neck") (T-45300,SRT, "Internal Carotid Artery")	(G-C171, SRT, "Laterality")=(G-A100,SRT, "Right") (G-A1F8, SRT, "Topographical Modifier")=(M-34200,SRT, "Stenosis")
R ICA FVI	(20354-7,LN, "Velocity Time Integral")	(T-45005,SRT, "Artery of neck") (T-45300,SRT, "Internal Carotid Artery")	(G-C171, SRT, "Laterality")=(G-A100,SRT, "Right") (G-A1F8, SRT, "Topographical Modifier")=(M-34200,SRT, "Stenosis")
R ICA STEN FLOW	(33878-0,LN, "Volume flow")	(T-45005,SRT, "Artery of neck") (T-45300,SRT, "Internal Carotid Artery")	(G-C171, SRT, "Laterality")=(G-A100,SRT, "Right") (G-A1F8, SRT, "Topographical Modifier")=(M-34200,SRT, "Stenosis")
R ECA STENOSIS AREA			
R ECA TRUE AREA	(G-0366,SRT, "Vessel lumen	(T-45005,SRT, "Artery of neck")	(G-C171, SRT, "Laterality")=(G-A100,SRT, "Right")

<i>ESAOTE MEASURE</i>	<i>BASE MEAS. CONCEPT NAME</i>	<i>SECTION</i>	<i>CONCEPT OR ACQUISITION CONTEXT MODIFIERS</i>
	cross-sectional area")	(T-45200,SRT, "External Carotid Artery")	
R ECA RESIDUAL AREA	(G-0366,SRT, "Vessel lumen cross-sectional area")	(T-45005,SRT, "Artery of neck") (T-45200,SRT, "External Carotid Artery")	(G-C171, SRT, "Laterality")=(G-A100,SRT, "Right") (G-A1F8, SRT, "Topographical Modifier")=(M-34200,SRT, "Stenosis")
R % STENOSIS	(R-101BA,SRT, "Lumen Area Stenosis")	(T-45005,SRT, "Artery of neck") (T-45200,SRT, "External Carotid Artery")	(G-C171, SRT, "Laterality")=(G-A100,SRT, "Right") (G-A1F8, SRT, "Topographical Modifier")=(M-34200,SRT, "Stenosis")
R ECA FVI	(20354-7,LN, "Velocity Time Integral")	(T-45005,SRT, "Artery of neck") (T-45200,SRT, "External Carotid Artery")	(G-C171, SRT, "Laterality")=(G-A100,SRT, "Right") (G-A1F8, SRT, "Topographical Modifier")=(M-34200,SRT, "Stenosis")
R ECA STEN FLOW	(33878-0,LN, "Volume flow")	(T-45005,SRT, "Artery of neck") (T-45200,SRT, "External Carotid Artery")	(G-C171, SRT, "Laterality")=(G-A100,SRT, "Right") (G-A1F8, SRT, "Topographical Modifier")=(M-34200,SRT, "Stenosis")
R ABDOMEN			
R CIA PROXIMAL			
R CIA PROX PS VEL	(11726-7,LN, "Peak Systolic Velocity")	(T-47040,SRT, "Artery of Lower Extremity") (T-46710,SRT, "Common Iliac Artery")	(G-C171, SRT, "Laterality")=(G-A100,SRT, "Right") (121401, DCM, "Derivation")=(R-00355,SRT, "Point source measurement") (G-A1F8, SRT, "Topographical Modifier")=(G-A118,SRT, "Proximal")
R CIA PROX ED VEL	(11653-3,LN, "End Diastolic Velocity")	(T-47040,SRT, "Artery of Lower Extremity") (T-46710,SRT, "Common Iliac Artery")	(G-C171, SRT, "Laterality")=(G-A100,SRT, "Right") (121401, DCM, "Derivation")=(R-00355,SRT, "Point source measurement") (G-A1F8, SRT, "Topographical Modifier")=(G-A118,SRT, "Proximal")
R CIA PROX FVI			
FVI	(20354-7,LN, "Velocity Time Integral")	(T-47040,SRT, "Artery of Lower Extremity") (T-46710,SRT, "Common Iliac Artery")	(G-C171, SRT, "Laterality")=(G-A100,SRT, "Right") (121401, DCM, "Derivation")=(R-41D2D,SRT, "Calculated") (G-A1F8, SRT, "Topographical Modifier")=(G-A118,SRT, "Proximal")
PULSATILITY INDEX	(12008-9,LN, "Pulsatility Index")	(T-47040,SRT, "Artery of Lower Extremity") (T-46710,SRT, "Common Iliac Artery")	(G-C171, SRT, "Laterality")=(G-A100,SRT, "Right") (121401, DCM, "Derivation")=(R-41D2D,SRT, "Calculated") (G-A1F8, SRT, "Topographical Modifier")=(G-A118,SRT, "Proximal")
RESISTIVE INDEX	(12023-8,LN, "Resistivity Index")	(T-47040,SRT, "Artery of Lower Extremity") (T-46710,SRT, "Common Iliac Artery")	(G-C171, SRT, "Laterality")=(G-A100,SRT, "Right") (121401, DCM, "Derivation")=(R-41D2D,SRT, "Calculated") (G-A1F8, SRT, "Topographical Modifier")=(G-A118,SRT, "Proximal")
PEAK VELOCITY	(11726-7,LN, "Peak Systolic Velocity")	(T-47040,SRT, "Artery of Lower Extremity") (T-46710,SRT, "Common Iliac Artery")	(G-C171, SRT, "Laterality")=(G-A100,SRT, "Right") (121401, DCM, "Derivation")=(R-41D2D,SRT, "Calculated") (G-A1F8, SRT, "Topographical Modifier")=(G-A118,SRT, "Proximal")

<i>ESAOTE MEASURE</i>	<i>BASE MEAS. CONCEPT NAME</i>	<i>SECTION</i>	<i>CONCEPT OR ACQUISITION CONTEXT MODIFIERS</i>
MEAN VELOCITY	(MN-25,ESAOTE_P1, "Time Averaged Velocity")	(T-47040,SRT, "Artery of Lower Extremity") (T-46710,SRT, "Common Iliac Artery")	(G-C171, SRT, "Laterality")=(G-A100,SRT, "Right") (121401, DCM, "Derivation")=(R-41D2D,SRT, "Calculated") (G-A1F8, SRT, "Topographical Modifier")=(G-A118,SRT, "Proximal")
REVERSE VELOCITY	(MN-27,ESAOTE_P1, "Reverse Velocity")	(T-47040,SRT, "Artery of Lower Extremity") (T-46710,SRT, "Common Iliac Artery")	(G-C171, SRT, "Laterality")=(G-A100,SRT, "Right") (121401, DCM, "Derivation")=(R-41D2D,SRT, "Calculated") (G-A1F8, SRT, "Topographical Modifier")=(G-A118,SRT, "Proximal")
DIASTOLIC VELOCITY	(11653-3,LN, "End Diastolic Velocity")	(T-47040,SRT, "Artery of Lower Extremity") (T-46710,SRT, "Common Iliac Artery")	(G-C171, SRT, "Laterality")=(G-A100,SRT, "Right") (121401, DCM, "Derivation")=(R-41D2D,SRT, "Calculated") (G-A1F8, SRT, "Topographical Modifier")=(G-A118,SRT, "Proximal")
PEAK GRADIENT	(20247-3,LN, "Peak Gradient")	(T-47040,SRT, "Artery of Lower Extremity") (T-46710,SRT, "Common Iliac Artery")	(G-C171, SRT, "Laterality")=(G-A100,SRT, "Right") (121401, DCM, "Derivation")=(R-41D2D,SRT, "Calculated") (G-A1F8, SRT, "Topographical Modifier")=(G-A118,SRT, "Proximal")
MEAN GRADIENT	(20256-4,LN, "Mean Gradient")	(T-47040,SRT, "Artery of Lower Extremity") (T-46710,SRT, "Common Iliac Artery")	(G-C171, SRT, "Laterality")=(G-A100,SRT, "Right") (121401, DCM, "Derivation")=(R-41D2D,SRT, "Calculated") (G-A1F8, SRT, "Topographical Modifier")=(G-A118,SRT, "Proximal")
ACCELERATION	(MN-04,ESAOTE_P1, "Acceleration")	(T-47040,SRT, "Artery of Lower Extremity") (T-46710,SRT, "Common Iliac Artery")	(G-C171, SRT, "Laterality")=(G-A100,SRT, "Right") (121401, DCM, "Derivation")=(R-41D2D,SRT, "Calculated") (G-A1F8, SRT, "Topographical Modifier")=(G-A118,SRT, "Proximal")
ACCELERATION TIME	(20168-1,LN, "Acceleration Time")	(T-47040,SRT, "Artery of Lower Extremity") (T-46710,SRT, "Common Iliac Artery")	(G-C171, SRT, "Laterality")=(G-A100,SRT, "Right") (121401, DCM, "Derivation")=(R-41D2D,SRT, "Calculated") (G-A1F8, SRT, "Topographical Modifier")=(G-A118,SRT, "Proximal")
SYST VEL/DIAST VEL	(12144-2,LN, "Systolic to Diastolic Velocity Ratio")	(T-47040,SRT, "Artery of Lower Extremity") (T-46710,SRT, "Common Iliac Artery")	(G-C171, SRT, "Laterality")=(G-A100,SRT, "Right") (121401, DCM, "Derivation")=(R-41D2D,SRT, "Calculated") (G-A1F8, SRT, "Topographical Modifier")=(G-A118,SRT, "Proximal")
DIAST VEL/SYST VEL	(MN-28,ESAOTE_P1, "Diastolic To Systolic Velocity Ratio")	(T-47040,SRT, "Artery of Lower Extremity") (T-46710,SRT, "Common Iliac Artery")	(G-C171, SRT, "Laterality")=(G-A100,SRT, "Right") (121401, DCM, "Derivation")=(R-41D2D,SRT, "Calculated") (G-A1F8, SRT, "Topographical Modifier")=(G-A118,SRT, "Proximal")
R CIA MID			
R CIA MID PS VEL	(11726-7,LN, "Peak Systolic Velocity")	(T-47040,SRT, "Artery of Lower Extremity") (T-46710,SRT, "Common Iliac Artery")	(G-C171, SRT, "Laterality")=(G-A100,SRT, "Right") (121401, DCM, "Derivation")=(R-00355,SRT, "Point source measurement") (G-A1F8, SRT, "Topographical Modifier")=(G-A188,SRT, "Mid-longitudinal")
R CIA MID ED VEL	(11653-3,LN, "End Diastolic Velocity")	(T-47040,SRT, "Artery of Lower Extremity") (T-46710,SRT, "Common Iliac Artery")	(G-C171, SRT, "Laterality")=(G-A100,SRT, "Right") (121401, DCM, "Derivation")=(R-00355,SRT, "Point source measurement") (G-A1F8, SRT, "Topographical Modifier")=(G-A188,SRT, "Mid-

ESAOTE MEASURE	BASE MEAS. CONCEPT NAME	SECTION	CONCEPT OR ACQUISITION CONTEXT MODIFIERS
		"Common Iliac Artery")	longitudinal")
R CIA MID FVI			
FVI	(20354-7, LN, "Velocity Time Integral")	(T-47040, SRT, "Artery of Lower Extremity") (T-46710, SRT, "Common Iliac Artery")	(G-C171, SRT, "Laterality")=(G-A100, SRT, "Right") (121401, DCM, "Derivation")=(R-41D2D, SRT, "Calculated") (G-A1F8, SRT, "Topographical Modifier")=(G-A188, SRT, "Mid-longitudinal")
PULSATILITY INDEX	(12008-9, LN, "Pulsatility Index")	(T-47040, SRT, "Artery of Lower Extremity") (T-46710, SRT, "Common Iliac Artery")	(G-C171, SRT, "Laterality")=(G-A100, SRT, "Right") (121401, DCM, "Derivation")=(R-41D2D, SRT, "Calculated") (G-A1F8, SRT, "Topographical Modifier")=(G-A188, SRT, "Mid-longitudinal")
RESISTIVE INDEX	(12023-8, LN, "Resistivity Index")	(T-47040, SRT, "Artery of Lower Extremity") (T-46710, SRT, "Common Iliac Artery")	(G-C171, SRT, "Laterality")=(G-A100, SRT, "Right") (121401, DCM, "Derivation")=(R-41D2D, SRT, "Calculated") (G-A1F8, SRT, "Topographical Modifier")=(G-A188, SRT, "Mid-longitudinal")
PEAK VELOCITY	(11726-7, LN, "Peak Systolic Velocity")	(T-47040, SRT, "Artery of Lower Extremity") (T-46710, SRT, "Common Iliac Artery")	(G-C171, SRT, "Laterality")=(G-A100, SRT, "Right") (121401, DCM, "Derivation")=(R-41D2D, SRT, "Calculated") (G-A1F8, SRT, "Topographical Modifier")=(G-A188, SRT, "Mid-longitudinal")
MEAN VELOCITY	(MN-25, ESAOTE_P1, "Time Averaged Velocity")	(T-47040, SRT, "Artery of Lower Extremity") (T-46710, SRT, "Common Iliac Artery")	(G-C171, SRT, "Laterality")=(G-A100, SRT, "Right") (121401, DCM, "Derivation")=(R-41D2D, SRT, "Calculated") (G-A1F8, SRT, "Topographical Modifier")=(G-A188, SRT, "Mid-longitudinal")
REVERSE VELOCITY	(MN-27, ESAOTE_P1, "Reverse Velocity")	(T-47040, SRT, "Artery of Lower Extremity") (T-46710, SRT, "Common Iliac Artery")	(G-C171, SRT, "Laterality")=(G-A100, SRT, "Right") (121401, DCM, "Derivation")=(R-41D2D, SRT, "Calculated") (G-A1F8, SRT, "Topographical Modifier")=(G-A188, SRT, "Mid-longitudinal")
DIASTOLIC VELOCITY	(11653-3, LN, "End Diastolic Velocity")	(T-47040, SRT, "Artery of Lower Extremity") (T-46710, SRT, "Common Iliac Artery")	(G-C171, SRT, "Laterality")=(G-A100, SRT, "Right") (121401, DCM, "Derivation")=(R-41D2D, SRT, "Calculated") (G-A1F8, SRT, "Topographical Modifier")=(G-A188, SRT, "Mid-longitudinal")
PEAK GRADIENT	(20247-3, LN, "Peak Gradient")	(T-47040, SRT, "Artery of Lower Extremity") (T-46710, SRT, "Common Iliac Artery")	(G-C171, SRT, "Laterality")=(G-A100, SRT, "Right") (121401, DCM, "Derivation")=(R-41D2D, SRT, "Calculated") (G-A1F8, SRT, "Topographical Modifier")=(G-A188, SRT, "Mid-longitudinal")
MEAN GRADIENT	(20256-4, LN, "Mean Gradient")	(T-47040, SRT, "Artery of Lower Extremity") (T-46710, SRT, "Common Iliac Artery")	(G-C171, SRT, "Laterality")=(G-A100, SRT, "Right") (121401, DCM, "Derivation")=(R-41D2D, SRT, "Calculated") (G-A1F8, SRT, "Topographical Modifier")=(G-A188, SRT, "Mid-longitudinal")
ACCELERATION	(MN-04, ESAOTE_P1, "Acceleration")	(T-47040, SRT, "Artery of Lower Extremity") (T-46710, SRT, "Common Iliac Artery")	(G-C171, SRT, "Laterality")=(G-A100, SRT, "Right") (121401, DCM, "Derivation")=(R-41D2D, SRT, "Calculated") (G-A1F8, SRT, "Topographical Modifier")=(G-A188, SRT, "Mid-longitudinal")
ACCELERATION	(20168-1, LN,	(T-47040, SRT,	(G-C171, SRT, "Laterality")=(G-A100, SRT, "Right")

<i>ESAOTE MEASURE</i>	<i>BASE MEAS. CONCEPT NAME</i>	<i>SECTION</i>	<i>CONCEPT OR ACQUISITION CONTEXT MODIFIERS</i>
TIME	"Acceleration Time")	"Artery of Lower Extremity") (T-46710,SRT, "Common Iliac Artery")	(121401, DCM, "Derivation")=(R-41D2D,SRT, "Calculated") (G-A1F8, SRT, "Topographical Modifier")=(G-A188,SRT, "Mid-longitudinal")
SYST VEL/DIAST VEL	(12144-2,LN, "Systolic to Diastolic Velocity Ratio")	(T-47040,SRT, "Artery of Lower Extremity") (T-46710,SRT, "Common Iliac Artery")	(G-C171, SRT, "Laterality")=(G-A100,SRT, "Right") (121401, DCM, "Derivation")=(R-41D2D,SRT, "Calculated") (G-A1F8, SRT, "Topographical Modifier")=(G-A188,SRT, "Mid-longitudinal")
DIAST VEL/SYST VEL	(MN-28,ESAOTE_P1, "Diastolic To Systolic Velocity Ratio")	(T-47040,SRT, "Artery of Lower Extremity") (T-46710,SRT, "Common Iliac Artery")	(G-C171, SRT, "Laterality")=(G-A100,SRT, "Right") (121401, DCM, "Derivation")=(R-41D2D,SRT, "Calculated") (G-A1F8, SRT, "Topographical Modifier")=(G-A188,SRT, "Mid-longitudinal")
R CIA DISTAL			
R CIA DIST PS VEL	(11726-7,LN, "Peak Systolic Velocity")	(T-47040,SRT, "Artery of Lower Extremity") (T-46710,SRT, "Common Iliac Artery")	(G-C171, SRT, "Laterality")=(G-A100,SRT, "Right") (121401, DCM, "Derivation")=(R-00355,SRT, "Point source measurement") (G-A1F8, SRT, "Topographical Modifier")=(G-A119,SRT, "Distal")
R CIA DIST ED VEL	(11653-3,LN, "End Diastolic Velocity")	(T-47040,SRT, "Artery of Lower Extremity") (T-46710,SRT, "Common Iliac Artery")	(G-C171, SRT, "Laterality")=(G-A100,SRT, "Right") (121401, DCM, "Derivation")=(R-00355,SRT, "Point source measurement") (G-A1F8, SRT, "Topographical Modifier")=(G-A119,SRT, "Distal")
R CIA DIS FVI			
FVI	(20354-7,LN, "Velocity Time Integral")	(T-47040,SRT, "Artery of Lower Extremity") (T-46710,SRT, "Common Iliac Artery")	(G-C171, SRT, "Laterality")=(G-A100,SRT, "Right") (121401, DCM, "Derivation")=(R-41D2D,SRT, "Calculated") (G-A1F8, SRT, "Topographical Modifier")=(G-A119,SRT, "Distal")
PULSATILITY INDEX	(12008-9,LN, "Pulsatility Index")	(T-47040,SRT, "Artery of Lower Extremity") (T-46710,SRT, "Common Iliac Artery")	(G-C171, SRT, "Laterality")=(G-A100,SRT, "Right") (121401, DCM, "Derivation")=(R-41D2D,SRT, "Calculated") (G-A1F8, SRT, "Topographical Modifier")=(G-A119,SRT, "Distal")
RESISTIVE INDEX	(12023-8,LN, "Resistivity Index")	(T-47040,SRT, "Artery of Lower Extremity") (T-46710,SRT, "Common Iliac Artery")	(G-C171, SRT, "Laterality")=(G-A100,SRT, "Right") (121401, DCM, "Derivation")=(R-41D2D,SRT, "Calculated") (G-A1F8, SRT, "Topographical Modifier")=(G-A119,SRT, "Distal")
PEAK VELOCITY	(11726-7,LN, "Peak Systolic Velocity")	(T-47040,SRT, "Artery of Lower Extremity") (T-46710,SRT, "Common Iliac Artery")	(G-C171, SRT, "Laterality")=(G-A100,SRT, "Right") (121401, DCM, "Derivation")=(R-41D2D,SRT, "Calculated") (G-A1F8, SRT, "Topographical Modifier")=(G-A119,SRT, "Distal")
MEAN VELOCITY	(MN-25,ESAOTE_P1, "Time Averaged Velocity")	(T-47040,SRT, "Artery of Lower Extremity") (T-46710,SRT, "Common Iliac Artery")	(G-C171, SRT, "Laterality")=(G-A100,SRT, "Right") (121401, DCM, "Derivation")=(R-41D2D,SRT, "Calculated") (G-A1F8, SRT, "Topographical Modifier")=(G-A119,SRT, "Distal")
REVERSE VELOCITY	(MN-27,ESAOTE_P1, "Reverse Velocity")	(T-47040,SRT, "Artery of Lower Extremity")	(G-C171, SRT, "Laterality")=(G-A100,SRT, "Right") (121401, DCM, "Derivation")=(R-41D2D,SRT, "Calculated") (G-A1F8, SRT, "Topographical Modifier")=(G-A119,SRT, "Distal")

<i>ESAOTE MEASURE</i>	<i>BASE MEAS. CONCEPT NAME</i>	<i>SECTION</i>	<i>CONCEPT OR ACQUISITION CONTEXT MODIFIERS</i>
		(T-46710,SRT, "Common Iliac Artery")	
DIASTOLIC VELOCITY	(11653-3,LN, "End Diastolic Velocity")	(T-47040,SRT, "Artery of Lower Extremity") (T-46710,SRT, "Common Iliac Artery")	(G-C171, SRT, "Laterality")=(G-A100,SRT, "Right") (121401, DCM, "Derivation")=(R-41D2D,SRT, "Calculated") (G-A1F8, SRT, "Topographical Modifier")=(G-A119,SRT, "Distal")
PEAK GRADIENT	(20247-3,LN, "Peak Gradient")	(T-47040,SRT, "Artery of Lower Extremity") (T-46710,SRT, "Common Iliac Artery")	(G-C171, SRT, "Laterality")=(G-A100,SRT, "Right") (121401, DCM, "Derivation")=(R-41D2D,SRT, "Calculated") (G-A1F8, SRT, "Topographical Modifier")=(G-A119,SRT, "Distal")
MEAN GRADIENT	(20256-4,LN, "Mean Gradient")	(T-47040,SRT, "Artery of Lower Extremity") (T-46710,SRT, "Common Iliac Artery")	(G-C171, SRT, "Laterality")=(G-A100,SRT, "Right") (121401, DCM, "Derivation")=(R-41D2D,SRT, "Calculated") (G-A1F8, SRT, "Topographical Modifier")=(G-A119,SRT, "Distal")
ACCELERATION	(MN-04,ESAOTE_P1, "Acceleration")	(T-47040,SRT, "Artery of Lower Extremity") (T-46710,SRT, "Common Iliac Artery")	(G-C171, SRT, "Laterality")=(G-A100,SRT, "Right") (121401, DCM, "Derivation")=(R-41D2D,SRT, "Calculated") (G-A1F8, SRT, "Topographical Modifier")=(G-A119,SRT, "Distal")
ACCELERATION TIME	(20168-1,LN, "Acceleration Time")	(T-47040,SRT, "Artery of Lower Extremity") (T-46710,SRT, "Common Iliac Artery")	(G-C171, SRT, "Laterality")=(G-A100,SRT, "Right") (121401, DCM, "Derivation")=(R-41D2D,SRT, "Calculated") (G-A1F8, SRT, "Topographical Modifier")=(G-A119,SRT, "Distal")
SYST VEL/DIAST VEL	(12144-2,LN, "Systolic to Diastolic Velocity Ratio")	(T-47040,SRT, "Artery of Lower Extremity") (T-46710,SRT, "Common Iliac Artery")	(G-C171, SRT, "Laterality")=(G-A100,SRT, "Right") (121401, DCM, "Derivation")=(R-41D2D,SRT, "Calculated") (G-A1F8, SRT, "Topographical Modifier")=(G-A119,SRT, "Distal")
DIAST VEL/SYST VEL	(MN-28,ESAOTE_P1, "Diastolic To Systolic Velocity Ratio")	(T-47040,SRT, "Artery of Lower Extremity") (T-46710,SRT, "Common Iliac Artery")	(G-C171, SRT, "Laterality")=(G-A100,SRT, "Right") (121401, DCM, "Derivation")=(R-41D2D,SRT, "Calculated") (G-A1F8, SRT, "Topographical Modifier")=(G-A119,SRT, "Distal")
R EIA PROXIMAL			
R EIA PROX PS VEL	(11726-7,LN, "Peak Systolic Velocity")	(T-47040,SRT, "Artery of Lower Extremity") (T-46910,SRT, "External Iliac Artery")	(G-C171, SRT, "Laterality")=(G-A100,SRT, "Right") (121401, DCM, "Derivation")=(R-00355,SRT, "Point source measurement") (G-A1F8, SRT, "Topographical Modifier")=(G-A118,SRT, "Proximal")
R EIA PROX ED VEL	(11653-3,LN, "End Diastolic Velocity")	(T-47040,SRT, "Artery of Lower Extremity") (T-46910,SRT, "External Iliac Artery")	(G-C171, SRT, "Laterality")=(G-A100,SRT, "Right") (121401, DCM, "Derivation")=(R-00355,SRT, "Point source measurement") (G-A1F8, SRT, "Topographical Modifier")=(G-A118,SRT, "Proximal")
R EIA PROX FVI			
FVI	(20354-7,LN, "Velocity Time Integral")	(T-47040,SRT, "Artery of Lower Extremity") (T-46910,SRT, "External Iliac Artery")	(G-C171, SRT, "Laterality")=(G-A100,SRT, "Right") (121401, DCM, "Derivation")=(R-41D2D,SRT, "Calculated") (G-A1F8, SRT, "Topographical Modifier")=(G-A118,SRT, "Proximal")

<i>ESAOTE MEASURE</i>	<i>BASE MEAS. CONCEPT NAME</i>	<i>SECTION</i>	<i>CONCEPT OR ACQUISITION CONTEXT MODIFIERS</i>
		Artery")	
PULSATILITY INDEX	(12008-9, LN, "Pulsatility Index")	(T-47040, SRT, "Artery of Lower Extremity") (T-46910, SRT, "External Iliac Artery")	(G-C171, SRT, "Laterality")=(G-A100, SRT, "Right") (121401, DCM, "Derivation")=(R-41D2D, SRT, "Calculated") (G-A1F8, SRT, "Topographical Modifier")=(G-A118, SRT, "Proximal")
RESISTIVE INDEX	(12023-8, LN, "Resistivity Index")	(T-47040, SRT, "Artery of Lower Extremity") (T-46910, SRT, "External Iliac Artery")	(G-C171, SRT, "Laterality")=(G-A100, SRT, "Right") (121401, DCM, "Derivation")=(R-41D2D, SRT, "Calculated") (G-A1F8, SRT, "Topographical Modifier")=(G-A118, SRT, "Proximal")
PEAK VELOCITY	(11726-7, LN, "Peak Systolic Velocity")	(T-47040, SRT, "Artery of Lower Extremity") (T-46910, SRT, "External Iliac Artery")	(G-C171, SRT, "Laterality")=(G-A100, SRT, "Right") (121401, DCM, "Derivation")=(R-41D2D, SRT, "Calculated") (G-A1F8, SRT, "Topographical Modifier")=(G-A118, SRT, "Proximal")
MEAN VELOCITY	(MN-25, ESAOTE_P1, "Time Averaged Velocity")	(T-47040, SRT, "Artery of Lower Extremity") (T-46910, SRT, "External Iliac Artery")	(G-C171, SRT, "Laterality")=(G-A100, SRT, "Right") (121401, DCM, "Derivation")=(R-41D2D, SRT, "Calculated") (G-A1F8, SRT, "Topographical Modifier")=(G-A118, SRT, "Proximal")
REVERSE VELOCITY	(MN-27, ESAOTE_P1, "Reverse Velocity")	(T-47040, SRT, "Artery of Lower Extremity") (T-46910, SRT, "External Iliac Artery")	(G-C171, SRT, "Laterality")=(G-A100, SRT, "Right") (121401, DCM, "Derivation")=(R-41D2D, SRT, "Calculated") (G-A1F8, SRT, "Topographical Modifier")=(G-A118, SRT, "Proximal")
DIASTOLIC VELOCITY	(11653-3, LN, "End Diastolic Velocity")	(T-47040, SRT, "Artery of Lower Extremity") (T-46910, SRT, "External Iliac Artery")	(G-C171, SRT, "Laterality")=(G-A100, SRT, "Right") (121401, DCM, "Derivation")=(R-41D2D, SRT, "Calculated") (G-A1F8, SRT, "Topographical Modifier")=(G-A118, SRT, "Proximal")
PEAK GRADIENT	(20247-3, LN, "Peak Gradient")	(T-47040, SRT, "Artery of Lower Extremity") (T-46910, SRT, "External Iliac Artery")	(G-C171, SRT, "Laterality")=(G-A100, SRT, "Right") (121401, DCM, "Derivation")=(R-41D2D, SRT, "Calculated") (G-A1F8, SRT, "Topographical Modifier")=(G-A118, SRT, "Proximal")
MEAN GRADIENT	(20256-4, LN, "Mean Gradient")	(T-47040, SRT, "Artery of Lower Extremity") (T-46910, SRT, "External Iliac Artery")	(G-C171, SRT, "Laterality")=(G-A100, SRT, "Right") (121401, DCM, "Derivation")=(R-41D2D, SRT, "Calculated") (G-A1F8, SRT, "Topographical Modifier")=(G-A118, SRT, "Proximal")
ACCELERATION	(MN-04, ESAOTE_P1, "Acceleration")	(T-47040, SRT, "Artery of Lower Extremity") (T-46910, SRT, "External Iliac Artery")	(G-C171, SRT, "Laterality")=(G-A100, SRT, "Right") (121401, DCM, "Derivation")=(R-41D2D, SRT, "Calculated") (G-A1F8, SRT, "Topographical Modifier")=(G-A118, SRT, "Proximal")
ACCELERATION TIME	(20168-1, LN, "Acceleration Time")	(T-47040, SRT, "Artery of Lower Extremity") (T-46910, SRT, "External Iliac Artery")	(G-C171, SRT, "Laterality")=(G-A100, SRT, "Right") (121401, DCM, "Derivation")=(R-41D2D, SRT, "Calculated") (G-A1F8, SRT, "Topographical Modifier")=(G-A118, SRT, "Proximal")
SYST VEL/DIAST VEL	(12144-2, LN, "Systolic to Diastolic Velocity Ratio")	(T-47040, SRT, "Artery of Lower Extremity") (T-46910, SRT,	(G-C171, SRT, "Laterality")=(G-A100, SRT, "Right") (121401, DCM, "Derivation")=(R-41D2D, SRT, "Calculated") (G-A1F8, SRT, "Topographical Modifier")=(G-A118, SRT, "Proximal")

ESAOTE MEASURE	BASE MEAS. CONCEPT NAME	SECTION	CONCEPT OR ACQUISITION CONTEXT MODIFIERS
		"External Iliac Artery")	
DIAST VEL/SYST VEL	(MN-28,ESAOTE_P1, "Diastolic To Systolic Velocity Ratio")	(T-47040,SRT, "Artery of Lower Extremity") (T-46910,SRT, "External Iliac Artery")	(G-C171, SRT, "Laterality")=(G-A100,SRT, "Right") (121401, DCM, "Derivation")=(R-41D2D,SRT, "Calculated") (G-A1F8, SRT, "Topographical Modifier")=(G-A118,SRT, "Proximal")
R EIA MID			
R EIA MID PS VEL	(11726-7,LN, "Peak Systolic Velocity")	(T-47040,SRT, "Artery of Lower Extremity") (T-46910,SRT, "External Iliac Artery")	(G-C171, SRT, "Laterality")=(G-A100,SRT, "Right") (121401, DCM, "Derivation")=(R-00355,SRT, "Point source measurement") (G-A1F8, SRT, "Topographical Modifier")=(G-A188,SRT, "Mid-longitudinal")
R EIA MID ED VEL	(11653-3,LN, "End Diastolic Velocity")	(T-47040,SRT, "Artery of Lower Extremity") (T-46910,SRT, "External Iliac Artery")	(G-C171, SRT, "Laterality")=(G-A100,SRT, "Right") (121401, DCM, "Derivation")=(R-00355,SRT, "Point source measurement") (G-A1F8, SRT, "Topographical Modifier")=(G-A188,SRT, "Mid-longitudinal")
R EIA MID FVI			
FVI	(20354-7,LN, "Velocity Time Integral")	(T-47040,SRT, "Artery of Lower Extremity") (T-46910,SRT, "External Iliac Artery")	(G-C171, SRT, "Laterality")=(G-A100,SRT, "Right") (121401, DCM, "Derivation")=(R-41D2D,SRT, "Calculated") (G-A1F8, SRT, "Topographical Modifier")=(G-A188,SRT, "Mid-longitudinal")
PULSATILITY INDEX	(12008-9,LN, "Pulsatility Index")	(T-47040,SRT, "Artery of Lower Extremity") (T-46910,SRT, "External Iliac Artery")	(G-C171, SRT, "Laterality")=(G-A100,SRT, "Right") (121401, DCM, "Derivation")=(R-41D2D,SRT, "Calculated") (G-A1F8, SRT, "Topographical Modifier")=(G-A188,SRT, "Mid-longitudinal")
RESISTIVE INDEX	(12023-8,LN, "Resistivity Index")	(T-47040,SRT, "Artery of Lower Extremity") (T-46910,SRT, "External Iliac Artery")	(G-C171, SRT, "Laterality")=(G-A100,SRT, "Right") (121401, DCM, "Derivation")=(R-41D2D,SRT, "Calculated") (G-A1F8, SRT, "Topographical Modifier")=(G-A188,SRT, "Mid-longitudinal")
PEAK VELOCITY	(11726-7,LN, "Peak Systolic Velocity")	(T-47040,SRT, "Artery of Lower Extremity") (T-46910,SRT, "External Iliac Artery")	(G-C171, SRT, "Laterality")=(G-A100,SRT, "Right") (121401, DCM, "Derivation")=(R-41D2D,SRT, "Calculated") (G-A1F8, SRT, "Topographical Modifier")=(G-A188,SRT, "Mid-longitudinal")
MEAN VELOCITY	(MN-25,ESAOTE_P1, "Time Averaged Velocity")	(T-47040,SRT, "Artery of Lower Extremity") (T-46910,SRT, "External Iliac Artery")	(G-C171, SRT, "Laterality")=(G-A100,SRT, "Right") (121401, DCM, "Derivation")=(R-41D2D,SRT, "Calculated") (G-A1F8, SRT, "Topographical Modifier")=(G-A188,SRT, "Mid-longitudinal")
REVERSE VELOCITY	(MN-27,ESAOTE_P1, "Reverse Velocity")	(T-47040,SRT, "Artery of Lower Extremity") (T-46910,SRT, "External Iliac Artery")	(G-C171, SRT, "Laterality")=(G-A100,SRT, "Right") (121401, DCM, "Derivation")=(R-41D2D,SRT, "Calculated") (G-A1F8, SRT, "Topographical Modifier")=(G-A188,SRT, "Mid-longitudinal")
DIASTOLIC VELOCITY	(11653-3,LN, "End Diastolic Velocity")	(T-47040,SRT, "Artery of Lower Extremity") (T-46910,SRT, "External Iliac Artery")	(G-C171, SRT, "Laterality")=(G-A100,SRT, "Right") (121401, DCM, "Derivation")=(R-41D2D,SRT, "Calculated") (G-A1F8, SRT, "Topographical Modifier")=(G-A188,SRT, "Mid-longitudinal")

ESAOTE MEASURE	BASE MEAS. CONCEPT NAME	SECTION	CONCEPT OR ACQUISITION CONTEXT MODIFIERS
PEAK GRADIENT	(20247-3, LN, "Peak Gradient")	(T-47040, SRT, "Artery of Lower Extremity") (T-46910, SRT, "External Iliac Artery")	(G-C171, SRT, "Laterality")=(G-A100, SRT, "Right") (121401, DCM, "Derivation")=(R-41D2D, SRT, "Calculated") (G-A1F8, SRT, "Topographical Modifier")=(G-A188, SRT, "Mid-longitudinal")
MEAN GRADIENT	(20256-4, LN, "Mean Gradient")	(T-47040, SRT, "Artery of Lower Extremity") (T-46910, SRT, "External Iliac Artery")	(G-C171, SRT, "Laterality")=(G-A100, SRT, "Right") (121401, DCM, "Derivation")=(R-41D2D, SRT, "Calculated") (G-A1F8, SRT, "Topographical Modifier")=(G-A188, SRT, "Mid-longitudinal")
ACCELERATION	(MN-04, ESAOTE_P1, "Acceleration")	(T-47040, SRT, "Artery of Lower Extremity") (T-46910, SRT, "External Iliac Artery")	(G-C171, SRT, "Laterality")=(G-A100, SRT, "Right") (121401, DCM, "Derivation")=(R-41D2D, SRT, "Calculated") (G-A1F8, SRT, "Topographical Modifier")=(G-A188, SRT, "Mid-longitudinal")
ACCELERATION TIME	(20168-1, LN, "Acceleration Time")	(T-47040, SRT, "Artery of Lower Extremity") (T-46910, SRT, "External Iliac Artery")	(G-C171, SRT, "Laterality")=(G-A100, SRT, "Right") (121401, DCM, "Derivation")=(R-41D2D, SRT, "Calculated") (G-A1F8, SRT, "Topographical Modifier")=(G-A188, SRT, "Mid-longitudinal")
SYST VEL/DIAST VEL	(12144-2, LN, "Systolic to Diastolic Velocity Ratio")	(T-47040, SRT, "Artery of Lower Extremity") (T-46910, SRT, "External Iliac Artery")	(G-C171, SRT, "Laterality")=(G-A100, SRT, "Right") (121401, DCM, "Derivation")=(R-41D2D, SRT, "Calculated") (G-A1F8, SRT, "Topographical Modifier")=(G-A188, SRT, "Mid-longitudinal")
DIAST VEL/SYST VEL	(MN-28, ESAOTE_P1, "Diastolic To Systolic Velocity Ratio")	(T-47040, SRT, "Artery of Lower Extremity") (T-46910, SRT, "External Iliac Artery")	(G-C171, SRT, "Laterality")=(G-A100, SRT, "Right") (121401, DCM, "Derivation")=(R-41D2D, SRT, "Calculated") (G-A1F8, SRT, "Topographical Modifier")=(G-A188, SRT, "Mid-longitudinal")
R EIA DISTAL			
R EIA DIST PS VEL	(11726-7, LN, "Peak Systolic Velocity")	(T-47040, SRT, "Artery of Lower Extremity") (T-46910, SRT, "External Iliac Artery")	(G-C171, SRT, "Laterality")=(G-A100, SRT, "Right") (121401, DCM, "Derivation")=(R-00355, SRT, "Point source measurement") (G-A1F8, SRT, "Topographical Modifier")=(G-A119, SRT, "Distal")
R EIA DIST ED VEL	(11653-3, LN, "End Diastolic Velocity")	(T-47040, SRT, "Artery of Lower Extremity") (T-46910, SRT, "External Iliac Artery")	(G-C171, SRT, "Laterality")=(G-A100, SRT, "Right") (121401, DCM, "Derivation")=(R-00355, SRT, "Point source measurement") (G-A1F8, SRT, "Topographical Modifier")=(G-A119, SRT, "Distal")
R EIA DIS FVI			
FVI	(20354-7, LN, "Velocity Time Integral")	(T-47040, SRT, "Artery of Lower Extremity") (T-46910, SRT, "External Iliac Artery")	(G-C171, SRT, "Laterality")=(G-A100, SRT, "Right") (121401, DCM, "Derivation")=(R-41D2D, SRT, "Calculated") (G-A1F8, SRT, "Topographical Modifier")=(G-A119, SRT, "Distal")
PULSATILITY INDEX	(12008-9, LN, "Pulsatility Index")	(T-47040, SRT, "Artery of Lower Extremity") (T-46910, SRT, "External Iliac Artery")	(G-C171, SRT, "Laterality")=(G-A100, SRT, "Right") (121401, DCM, "Derivation")=(R-41D2D, SRT, "Calculated") (G-A1F8, SRT, "Topographical Modifier")=(G-A119, SRT, "Distal")
RESISTIVE INDEX	(12023-8, LN, "Resistivity Index")	(T-47040, SRT, "Artery of Lower	(G-C171, SRT, "Laterality")=(G-A100, SRT, "Right") (121401, DCM, "Derivation")=(R-41D2D, SRT, "Calculated")

<i>ESAOTE MEASURE</i>	<i>BASE MEAS. CONCEPT NAME</i>	<i>SECTION</i>	<i>CONCEPT OR ACQUISITION CONTEXT MODIFIERS</i>
		Extremity") (T-46910,SRT, "External Iliac Artery")	(G-A1F8, SRT, "Topographical Modifier")=(G-A119,SRT, "Distal")
PEAK VELOCITY	(11726-7,LN, "Peak Systolic Velocity")	(T-47040,SRT, "Artery of Lower Extremity") (T-46910,SRT, "External Iliac Artery")	(G-C171, SRT, "Laterality")=(G-A100,SRT, "Right") (121401, DCM, "Derivation")=(R-41D2D,SRT, "Calculated") (G-A1F8, SRT, "Topographical Modifier")=(G-A119,SRT, "Distal")
MEAN VELOCITY	(MN- 25,ESAOTE_P1, "Time Averaged Velocity")	(T-47040,SRT, "Artery of Lower Extremity") (T-46910,SRT, "External Iliac Artery")	(G-C171, SRT, "Laterality")=(G-A100,SRT, "Right") (121401, DCM, "Derivation")=(R-41D2D,SRT, "Calculated") (G-A1F8, SRT, "Topographical Modifier")=(G-A119,SRT, "Distal")
REVERSE VELOCITY	(MN- 27,ESAOTE_P1, "Reverse Velocity")	(T-47040,SRT, "Artery of Lower Extremity") (T-46910,SRT, "External Iliac Artery")	(G-C171, SRT, "Laterality")=(G-A100,SRT, "Right") (121401, DCM, "Derivation")=(R-41D2D,SRT, "Calculated") (G-A1F8, SRT, "Topographical Modifier")=(G-A119,SRT, "Distal")
DIASTOLIC VELOCITY	(11653-3,LN, "End Diastolic Velocity")	(T-47040,SRT, "Artery of Lower Extremity") (T-46910,SRT, "External Iliac Artery")	(G-C171, SRT, "Laterality")=(G-A100,SRT, "Right") (121401, DCM, "Derivation")=(R-41D2D,SRT, "Calculated") (G-A1F8, SRT, "Topographical Modifier")=(G-A119,SRT, "Distal")
PEAK GRADIENT	(20247-3,LN, "Peak Gradient")	(T-47040,SRT, "Artery of Lower Extremity") (T-46910,SRT, "External Iliac Artery")	(G-C171, SRT, "Laterality")=(G-A100,SRT, "Right") (121401, DCM, "Derivation")=(R-41D2D,SRT, "Calculated") (G-A1F8, SRT, "Topographical Modifier")=(G-A119,SRT, "Distal")
MEAN GRADIENT	(20256-4,LN, "Mean Gradient")	(T-47040,SRT, "Artery of Lower Extremity") (T-46910,SRT, "External Iliac Artery")	(G-C171, SRT, "Laterality")=(G-A100,SRT, "Right") (121401, DCM, "Derivation")=(R-41D2D,SRT, "Calculated") (G-A1F8, SRT, "Topographical Modifier")=(G-A119,SRT, "Distal")
ACCELERATION	(MN- 04,ESAOTE_P1, "Acceleration")	(T-47040,SRT, "Artery of Lower Extremity") (T-46910,SRT, "External Iliac Artery")	(G-C171, SRT, "Laterality")=(G-A100,SRT, "Right") (121401, DCM, "Derivation")=(R-41D2D,SRT, "Calculated") (G-A1F8, SRT, "Topographical Modifier")=(G-A119,SRT, "Distal")
ACCELERATION TIME	(20168-1,LN, "Acceleration Time")	(T-47040,SRT, "Artery of Lower Extremity") (T-46910,SRT, "External Iliac Artery")	(G-C171, SRT, "Laterality")=(G-A100,SRT, "Right") (121401, DCM, "Derivation")=(R-41D2D,SRT, "Calculated") (G-A1F8, SRT, "Topographical Modifier")=(G-A119,SRT, "Distal")
SYST VEL/DIAST VEL	(12144-2,LN, "Systolic to Diastolic Velocity Ratio")	(T-47040,SRT, "Artery of Lower Extremity") (T-46910,SRT, "External Iliac Artery")	(G-C171, SRT, "Laterality")=(G-A100,SRT, "Right") (121401, DCM, "Derivation")=(R-41D2D,SRT, "Calculated") (G-A1F8, SRT, "Topographical Modifier")=(G-A119,SRT, "Distal")
DIAST VEL/SYST VEL	(MN- 28,ESAOTE_P1, "Diastolic To Systolic Velocity Ratio")	(T-47040,SRT, "Artery of Lower Extremity") (T-46910,SRT, "External Iliac Artery")	(G-C171, SRT, "Laterality")=(G-A100,SRT, "Right") (121401, DCM, "Derivation")=(R-41D2D,SRT, "Calculated") (G-A1F8, SRT, "Topographical Modifier")=(G-A119,SRT, "Distal")
R ILIAC ART BIF			

<i>ESAOTE MEASURE</i>	<i>BASE MEAS. CONCEPT NAME</i>	<i>SECTION</i>	<i>CONCEPT OR ACQUISITION CONTEXT MODIFIERS</i>
R ILIAC ART BIF PSV	(11726-7, LN, "Peak Systolic Velocity")	(T-47040, SRT, "Artery of Lower Extremity") (R-10258, SRT, "Common Iliac Artery Bifurcation")	(G-C171, SRT, "Laterality")=(G-A100, SRT, "Right") (121401, DCM, "Derivation")=(R-00355, SRT, "Point source measurement")
R ILIAC ART BIF EDV	(11653-3, LN, "End Diastolic Velocity")	(T-47040, SRT, "Artery of Lower Extremity") (R-10258, SRT, "Common Iliac Artery Bifurcation")	(G-C171, SRT, "Laterality")=(G-A100, SRT, "Right") (121401, DCM, "Derivation")=(R-00355, SRT, "Point source measurement")
R IA BIF FVI			
FVI	(20354-7, LN, "Velocity Time Integral")	(T-47040, SRT, "Artery of Lower Extremity") (R-10258, SRT, "Common Iliac Artery Bifurcation")	(G-C171, SRT, "Laterality")=(G-A100, SRT, "Right") (121401, DCM, "Derivation")=(R-41D2D, SRT, "Calculated")
PULSATILITY INDEX	(12008-9, LN, "Pulsatility Index")	(T-47040, SRT, "Artery of Lower Extremity") (R-10258, SRT, "Common Iliac Artery Bifurcation")	(G-C171, SRT, "Laterality")=(G-A100, SRT, "Right") (121401, DCM, "Derivation")=(R-41D2D, SRT, "Calculated")
RESISTIVE INDEX	(12023-8, LN, "Resistivity Index")	(T-47040, SRT, "Artery of Lower Extremity") (R-10258, SRT, "Common Iliac Artery Bifurcation")	(G-C171, SRT, "Laterality")=(G-A100, SRT, "Right") (121401, DCM, "Derivation")=(R-41D2D, SRT, "Calculated")
PEAK VELOCITY	(11726-7, LN, "Peak Systolic Velocity")	(T-47040, SRT, "Artery of Lower Extremity") (R-10258, SRT, "Common Iliac Artery Bifurcation")	(G-C171, SRT, "Laterality")=(G-A100, SRT, "Right") (121401, DCM, "Derivation")=(R-41D2D, SRT, "Calculated")
MEAN VELOCITY	(MN-25, ESAOTE_P1, "Time Averaged Velocity")	(T-47040, SRT, "Artery of Lower Extremity") (R-10258, SRT, "Common Iliac Artery Bifurcation")	(G-C171, SRT, "Laterality")=(G-A100, SRT, "Right") (121401, DCM, "Derivation")=(R-41D2D, SRT, "Calculated")
REVERSE VELOCITY	(MN-27, ESAOTE_P1, "Reverse Velocity")	(T-47040, SRT, "Artery of Lower Extremity") (R-10258, SRT, "Common Iliac Artery Bifurcation")	(G-C171, SRT, "Laterality")=(G-A100, SRT, "Right") (121401, DCM, "Derivation")=(R-41D2D, SRT, "Calculated")
DIASTOLIC VELOCITY	(11653-3, LN, "End Diastolic Velocity")	(T-47040, SRT, "Artery of Lower Extremity") (R-10258, SRT, "Common Iliac Artery Bifurcation")	(G-C171, SRT, "Laterality")=(G-A100, SRT, "Right") (121401, DCM, "Derivation")=(R-41D2D, SRT, "Calculated")
PEAK GRADIENT	(20247-3, LN, "Peak Gradient")	(T-47040, SRT, "Artery of Lower Extremity") (R-10258, SRT, "Common Iliac Artery Bifurcation")	(G-C171, SRT, "Laterality")=(G-A100, SRT, "Right") (121401, DCM, "Derivation")=(R-41D2D, SRT, "Calculated")
MEAN GRADIENT	(20256-4, LN, "Mean Gradient")	(T-47040, SRT, "Artery of Lower Extremity") (R-10258, SRT,	(G-C171, SRT, "Laterality")=(G-A100, SRT, "Right") (121401, DCM, "Derivation")=(R-41D2D, SRT, "Calculated")

<i>ESAOTE MEASURE</i>	<i>BASE MEAS. CONCEPT NAME</i>	<i>SECTION</i>	<i>CONCEPT OR ACQUISITION CONTEXT MODIFIERS</i>
		"Common Iliac Artery Bifurcation")	
ACCELERATION	(MN-04,ESAOTE_P1, "Acceleration")	(T-47040,SRT, "Artery of Lower Extremity") (R-10258,SRT, "Common Iliac Artery Bifurcation")	(G-C171, SRT, "Laterality")=(G-A100,SRT, "Right") (121401, DCM, "Derivation")=(R-41D2D,SRT, "Calculated")
ACCELERATION TIME	(20168-1,LN, "Acceleration Time")	(T-47040,SRT, "Artery of Lower Extremity") (R-10258,SRT, "Common Iliac Artery Bifurcation")	(G-C171, SRT, "Laterality")=(G-A100,SRT, "Right") (121401, DCM, "Derivation")=(R-41D2D,SRT, "Calculated")
SYST VEL/DIAST VEL	(12144-2,LN, "Systolic to Diastolic Velocity Ratio")	(T-47040,SRT, "Artery of Lower Extremity") (R-10258,SRT, "Common Iliac Artery Bifurcation")	(G-C171, SRT, "Laterality")=(G-A100,SRT, "Right") (121401, DCM, "Derivation")=(R-41D2D,SRT, "Calculated")
DIAST VEL/SYST VEL	(MN-28,ESAOTE_P1, "Diastolic To Systolic Velocity Ratio")	(T-47040,SRT, "Artery of Lower Extremity") (R-10258,SRT, "Common Iliac Artery Bifurcation")	(G-C171, SRT, "Laterality")=(G-A100,SRT, "Right") (121401, DCM, "Derivation")=(R-41D2D,SRT, "Calculated")
R IIA PROXIMAL			
R IIA PROX PS VEL	(11726-7,LN, "Peak Systolic Velocity")	(T-47040,SRT, "Artery of Lower Extremity") (T-46740,SRT, "Internal Iliac Artery")	(G-C171, SRT, "Laterality")=(G-A100,SRT, "Right") (121401, DCM, "Derivation")=(R-00355,SRT, "Point source measurement") (G-A1F8, SRT, "Topographical Modifier")=(G-A118,SRT, "Proximal")
R IIA PROX ED VEL	(11653-3,LN, "End Diastolic Velocity")	(T-47040,SRT, "Artery of Lower Extremity") (T-46740,SRT, "Internal Iliac Artery")	(G-C171, SRT, "Laterality")=(G-A100,SRT, "Right") (121401, DCM, "Derivation")=(R-00355,SRT, "Point source measurement") (G-A1F8, SRT, "Topographical Modifier")=(G-A118,SRT, "Proximal")
R IIA PROX FVI			
FVI	(20354-7,LN, "Velocity Time Integral")	(T-47040,SRT, "Artery of Lower Extremity") (T-46740,SRT, "Internal Iliac Artery")	(G-C171, SRT, "Laterality")=(G-A100,SRT, "Right") (121401, DCM, "Derivation")=(R-41D2D,SRT, "Calculated") (G-A1F8, SRT, "Topographical Modifier")=(G-A118,SRT, "Proximal")
PULSATILITY INDEX	(12008-9,LN, "Pulsatility Index")	(T-47040,SRT, "Artery of Lower Extremity") (T-46740,SRT, "Internal Iliac Artery")	(G-C171, SRT, "Laterality")=(G-A100,SRT, "Right") (121401, DCM, "Derivation")=(R-41D2D,SRT, "Calculated") (G-A1F8, SRT, "Topographical Modifier")=(G-A118,SRT, "Proximal")
RESISTIVE INDEX	(12023-8,LN, "Resistivity Index")	(T-47040,SRT, "Artery of Lower Extremity") (T-46740,SRT, "Internal Iliac Artery")	(G-C171, SRT, "Laterality")=(G-A100,SRT, "Right") (121401, DCM, "Derivation")=(R-41D2D,SRT, "Calculated") (G-A1F8, SRT, "Topographical Modifier")=(G-A118,SRT, "Proximal")
PEAK VELOCITY	(11726-7,LN, "Peak Systolic Velocity")	(T-47040,SRT, "Artery of Lower Extremity") (T-46740,SRT, "Internal Iliac Artery")	(G-C171, SRT, "Laterality")=(G-A100,SRT, "Right") (121401, DCM, "Derivation")=(R-41D2D,SRT, "Calculated") (G-A1F8, SRT, "Topographical Modifier")=(G-A118,SRT, "Proximal")

<i>ESAOTE MEASURE</i>	<i>BASE MEAS. CONCEPT NAME</i>	<i>SECTION</i>	<i>CONCEPT OR ACQUISITION CONTEXT MODIFIERS</i>
MEAN VELOCITY	(MN-25,ESAOTE_P1, "Time Averaged Velocity")	(T-47040,SRT, "Artery of Lower Extremity") (T-46740,SRT, "Internal Iliac Artery")	(G-C171, SRT, "Laterality")=(G-A100,SRT, "Right") (121401, DCM, "Derivation")=(R-41D2D,SRT, "Calculated") (G-A1F8, SRT, "Topographical Modifier")=(G-A118,SRT, "Proximal")
REVERSE VELOCITY	(MN-27,ESAOTE_P1, "Reverse Velocity")	(T-47040,SRT, "Artery of Lower Extremity") (T-46740,SRT, "Internal Iliac Artery")	(G-C171, SRT, "Laterality")=(G-A100,SRT, "Right") (121401, DCM, "Derivation")=(R-41D2D,SRT, "Calculated") (G-A1F8, SRT, "Topographical Modifier")=(G-A118,SRT, "Proximal")
DIASTOLIC VELOCITY	(11653-3,LN, "End Diastolic Velocity")	(T-47040,SRT, "Artery of Lower Extremity") (T-46740,SRT, "Internal Iliac Artery")	(G-C171, SRT, "Laterality")=(G-A100,SRT, "Right") (121401, DCM, "Derivation")=(R-41D2D,SRT, "Calculated") (G-A1F8, SRT, "Topographical Modifier")=(G-A118,SRT, "Proximal")
PEAK GRADIENT	(20247-3,LN, "Peak Gradient")	(T-47040,SRT, "Artery of Lower Extremity") (T-46740,SRT, "Internal Iliac Artery")	(G-C171, SRT, "Laterality")=(G-A100,SRT, "Right") (121401, DCM, "Derivation")=(R-41D2D,SRT, "Calculated") (G-A1F8, SRT, "Topographical Modifier")=(G-A118,SRT, "Proximal")
MEAN GRADIENT	(20256-4,LN, "Mean Gradient")	(T-47040,SRT, "Artery of Lower Extremity") (T-46740,SRT, "Internal Iliac Artery")	(G-C171, SRT, "Laterality")=(G-A100,SRT, "Right") (121401, DCM, "Derivation")=(R-41D2D,SRT, "Calculated") (G-A1F8, SRT, "Topographical Modifier")=(G-A118,SRT, "Proximal")
ACCELERATION	(MN-04,ESAOTE_P1, "Acceleration")	(T-47040,SRT, "Artery of Lower Extremity") (T-46740,SRT, "Internal Iliac Artery")	(G-C171, SRT, "Laterality")=(G-A100,SRT, "Right") (121401, DCM, "Derivation")=(R-41D2D,SRT, "Calculated") (G-A1F8, SRT, "Topographical Modifier")=(G-A118,SRT, "Proximal")
ACCELERATION TIME	(20168-1,LN, "Acceleration Time")	(T-47040,SRT, "Artery of Lower Extremity") (T-46740,SRT, "Internal Iliac Artery")	(G-C171, SRT, "Laterality")=(G-A100,SRT, "Right") (121401, DCM, "Derivation")=(R-41D2D,SRT, "Calculated") (G-A1F8, SRT, "Topographical Modifier")=(G-A118,SRT, "Proximal")
SYST VEL/DIAST VEL	(12144-2,LN, "Systolic to Diastolic Velocity Ratio")	(T-47040,SRT, "Artery of Lower Extremity") (T-46740,SRT, "Internal Iliac Artery")	(G-C171, SRT, "Laterality")=(G-A100,SRT, "Right") (121401, DCM, "Derivation")=(R-41D2D,SRT, "Calculated") (G-A1F8, SRT, "Topographical Modifier")=(G-A118,SRT, "Proximal")
DIAST VEL/SYST VEL	(MN-28,ESAOTE_P1, "Diastolic To Systolic Velocity Ratio")	(T-47040,SRT, "Artery of Lower Extremity") (T-46740,SRT, "Internal Iliac Artery")	(G-C171, SRT, "Laterality")=(G-A100,SRT, "Right") (121401, DCM, "Derivation")=(R-41D2D,SRT, "Calculated") (G-A1F8, SRT, "Topographical Modifier")=(G-A118,SRT, "Proximal")
RL LIMBS			
R CFA PROXIMAL			
R CFA PROX PS VEL	(11726-7,LN, "Peak Systolic Velocity")	(T-47040,SRT, "Artery of Lower Extremity") (T-47400,SRT, "Common Femoral Artery")	(G-C171, SRT, "Laterality")=(G-A100,SRT, "Right") (121401, DCM, "Derivation")=(R-00355,SRT, "Point source measurement") (G-A1F8, SRT, "Topographical Modifier")=(G-A118,SRT, "Proximal")
R CFA PROX ED VEL	(11653-3,LN, "End Diastolic Velocity")	(T-47040,SRT, "Artery of Lower	(G-C171, SRT, "Laterality")=(G-A100,SRT, "Right") (121401, DCM, "Derivation")=(R-00355,SRT, "Point source

ESAOTE MEASURE	BASE MEAS. CONCEPT NAME	SECTION	CONCEPT OR ACQUISITION CONTEXT MODIFIERS
		Extremity") (T-47400,SRT, "Common Femoral Artery")	measurement") (G-A1F8, SRT, "Topographical Modifier)=(G-A118,SRT, "Proximal")
R CFA PROX FVI			
FVI	(20354-7,LN, "Velocity Time Integral")	(T-47040,SRT, "Artery of Lower Extremity") (T-47400,SRT, "Common Femoral Artery")	(G-C171, SRT, "Laterality)=(G-A100,SRT, "Right") (121401, DCM, "Derivation)=(R-41D2D,SRT, "Calculated") (G-A1F8, SRT, "Topographical Modifier)=(G-A118,SRT, "Proximal")
PULSATILITY INDEX	(12008-9,LN, "Pulsatility Index")	(T-47040,SRT, "Artery of Lower Extremity") (T-47400,SRT, "Common Femoral Artery")	(G-C171, SRT, "Laterality)=(G-A100,SRT, "Right") (121401, DCM, "Derivation)=(R-41D2D,SRT, "Calculated") (G-A1F8, SRT, "Topographical Modifier)=(G-A118,SRT, "Proximal")
RESISTIVE INDEX	(12023-8,LN, "Resistivity Index")	(T-47040,SRT, "Artery of Lower Extremity") (T-47400,SRT, "Common Femoral Artery")	(G-C171, SRT, "Laterality)=(G-A100,SRT, "Right") (121401, DCM, "Derivation)=(R-41D2D,SRT, "Calculated") (G-A1F8, SRT, "Topographical Modifier)=(G-A118,SRT, "Proximal")
PEAK VELOCITY	(11726-7,LN, "Peak Systolic Velocity")	(T-47040,SRT, "Artery of Lower Extremity") (T-47400,SRT, "Common Femoral Artery")	(G-C171, SRT, "Laterality)=(G-A100,SRT, "Right") (121401, DCM, "Derivation)=(R-41D2D,SRT, "Calculated") (G-A1F8, SRT, "Topographical Modifier)=(G-A118,SRT, "Proximal")
MEAN VELOCITY	(MN- 25,ESAOTE_P1, "Time Averaged Velocity")	(T-47040,SRT, "Artery of Lower Extremity") (T-47400,SRT, "Common Femoral Artery")	(G-C171, SRT, "Laterality)=(G-A100,SRT, "Right") (121401, DCM, "Derivation)=(R-41D2D,SRT, "Calculated") (G-A1F8, SRT, "Topographical Modifier)=(G-A118,SRT, "Proximal")
REVERSE VELOCITY	(MN- 27,ESAOTE_P1, "Reverse Velocity")	(T-47040,SRT, "Artery of Lower Extremity") (T-47400,SRT, "Common Femoral Artery")	(G-C171, SRT, "Laterality)=(G-A100,SRT, "Right") (121401, DCM, "Derivation)=(R-41D2D,SRT, "Calculated") (G-A1F8, SRT, "Topographical Modifier)=(G-A118,SRT, "Proximal")
DIASTOLIC VELOCITY	(11653-3,LN, "End Diastolic Velocity")	(T-47040,SRT, "Artery of Lower Extremity") (T-47400,SRT, "Common Femoral Artery")	(G-C171, SRT, "Laterality)=(G-A100,SRT, "Right") (121401, DCM, "Derivation)=(R-41D2D,SRT, "Calculated") (G-A1F8, SRT, "Topographical Modifier)=(G-A118,SRT, "Proximal")
PEAK GRADIENT	(20247-3,LN, "Peak Gradient")	(T-47040,SRT, "Artery of Lower Extremity") (T-47400,SRT, "Common Femoral Artery")	(G-C171, SRT, "Laterality)=(G-A100,SRT, "Right") (121401, DCM, "Derivation)=(R-41D2D,SRT, "Calculated") (G-A1F8, SRT, "Topographical Modifier)=(G-A118,SRT, "Proximal")
MEAN GRADIENT	(20256-4,LN, "Mean Gradient")	(T-47040,SRT, "Artery of Lower Extremity") (T-47400,SRT, "Common Femoral Artery")	(G-C171, SRT, "Laterality)=(G-A100,SRT, "Right") (121401, DCM, "Derivation)=(R-41D2D,SRT, "Calculated") (G-A1F8, SRT, "Topographical Modifier)=(G-A118,SRT, "Proximal")
ACCELERATION	(MN- 04,ESAOTE_P1, "Acceleration")	(T-47040,SRT, "Artery of Lower Extremity") (T-47400,SRT, "Common Femoral Artery")	(G-C171, SRT, "Laterality)=(G-A100,SRT, "Right") (121401, DCM, "Derivation)=(R-41D2D,SRT, "Calculated") (G-A1F8, SRT, "Topographical Modifier)=(G-A118,SRT, "Proximal")

ESAOTE MEASURE	BASE MEAS. CONCEPT NAME	SECTION	CONCEPT OR ACQUISITION CONTEXT MODIFIERS
ACCELERATION TIME	(20168-1, LN, "Acceleration Time")	(T-47040, SRT, "Artery of Lower Extremity") (T-47400, SRT, "Common Femoral Artery")	(G-C171, SRT, "Laterality")=(G-A100, SRT, "Right") (121401, DCM, "Derivation")=(R-41D2D, SRT, "Calculated") (G-A1F8, SRT, "Topographical Modifier")=(G-A118, SRT, "Proximal")
SYST VEL/DIAST VEL	(12144-2, LN, "Systolic to Diastolic Velocity Ratio")	(T-47040, SRT, "Artery of Lower Extremity") (T-47400, SRT, "Common Femoral Artery")	(G-C171, SRT, "Laterality")=(G-A100, SRT, "Right") (121401, DCM, "Derivation")=(R-41D2D, SRT, "Calculated") (G-A1F8, SRT, "Topographical Modifier")=(G-A118, SRT, "Proximal")
DIAST VEL/SYST VEL	(MN-28, ESAOTE_P1, "Diastolic To Systolic Velocity Ratio")	(T-47040, SRT, "Artery of Lower Extremity") (T-47400, SRT, "Common Femoral Artery")	(G-C171, SRT, "Laterality")=(G-A100, SRT, "Right") (121401, DCM, "Derivation")=(R-41D2D, SRT, "Calculated") (G-A1F8, SRT, "Topographical Modifier")=(G-A118, SRT, "Proximal")
R CFA MID			
R CFA MID PS VEL	(11726-7, LN, "Peak Systolic Velocity")	(T-47040, SRT, "Artery of Lower Extremity") (T-47400, SRT, "Common Femoral Artery")	(G-C171, SRT, "Laterality")=(G-A100, SRT, "Right") (121401, DCM, "Derivation")=(R-00355, SRT, "Point source measurement") (G-A1F8, SRT, "Topographical Modifier")=(G-A188, SRT, "Mid-longitudinal")
R CFA MID ED VEL	(11653-3, LN, "End Diastolic Velocity")	(T-47040, SRT, "Artery of Lower Extremity") (T-47400, SRT, "Common Femoral Artery")	(G-C171, SRT, "Laterality")=(G-A100, SRT, "Right") (121401, DCM, "Derivation")=(R-00355, SRT, "Point source measurement") (G-A1F8, SRT, "Topographical Modifier")=(G-A188, SRT, "Mid-longitudinal")
R CFA MID FVI			
FVI	(20354-7, LN, "Velocity Time Integral")	(T-47040, SRT, "Artery of Lower Extremity") (T-47400, SRT, "Common Femoral Artery")	(G-C171, SRT, "Laterality")=(G-A100, SRT, "Right") (121401, DCM, "Derivation")=(R-41D2D, SRT, "Calculated") (G-A1F8, SRT, "Topographical Modifier")=(G-A188, SRT, "Mid-longitudinal")
PULSATILITY INDEX	(12008-9, LN, "Pulsatility Index")	(T-47040, SRT, "Artery of Lower Extremity") (T-47400, SRT, "Common Femoral Artery")	(G-C171, SRT, "Laterality")=(G-A100, SRT, "Right") (121401, DCM, "Derivation")=(R-41D2D, SRT, "Calculated") (G-A1F8, SRT, "Topographical Modifier")=(G-A188, SRT, "Mid-longitudinal")
RESISTIVE INDEX	(12023-8, LN, "Resistivity Index")	(T-47040, SRT, "Artery of Lower Extremity") (T-47400, SRT, "Common Femoral Artery")	(G-C171, SRT, "Laterality")=(G-A100, SRT, "Right") (121401, DCM, "Derivation")=(R-41D2D, SRT, "Calculated") (G-A1F8, SRT, "Topographical Modifier")=(G-A188, SRT, "Mid-longitudinal")
PEAK VELOCITY	(11726-7, LN, "Peak Systolic Velocity")	(T-47040, SRT, "Artery of Lower Extremity") (T-47400, SRT, "Common Femoral Artery")	(G-C171, SRT, "Laterality")=(G-A100, SRT, "Right") (121401, DCM, "Derivation")=(R-41D2D, SRT, "Calculated") (G-A1F8, SRT, "Topographical Modifier")=(G-A188, SRT, "Mid-longitudinal")
MEAN VELOCITY	(MN-25, ESAOTE_P1, "Time Averaged Velocity")	(T-47040, SRT, "Artery of Lower Extremity") (T-47400, SRT, "Common Femoral Artery")	(G-C171, SRT, "Laterality")=(G-A100, SRT, "Right") (121401, DCM, "Derivation")=(R-41D2D, SRT, "Calculated") (G-A1F8, SRT, "Topographical Modifier")=(G-A188, SRT, "Mid-longitudinal")
REVERSE VELOCITY	(MN-27, ESAOTE_P1, "Artery of Lower	(T-47040, SRT, "Artery of Lower	(G-C171, SRT, "Laterality")=(G-A100, SRT, "Right") (121401, DCM, "Derivation")=(R-41D2D, SRT, "Calculated")

ESAOTE MEASURE	BASE MEAS. CONCEPT NAME	SECTION	CONCEPT OR ACQUISITION CONTEXT MODIFIERS
	"Reverse Velocity")	Extremity") (T-47400,SRT, "Common Femoral Artery")	(G-A1F8, SRT, "Topographical Modifier")=(G-A188,SRT, "Mid-longitudinal")
DIASTOLIC VELOCITY	(11653-3,LN, "End Diastolic Velocity")	(T-47040,SRT, "Artery of Lower Extremity") (T-47400,SRT, "Common Femoral Artery")	(G-C171, SRT, "Laterality")=(G-A100,SRT, "Right") (121401, DCM, "Derivation")=(R-41D2D,SRT, "Calculated") (G-A1F8, SRT, "Topographical Modifier")=(G-A188,SRT, "Mid-longitudinal")
PEAK GRADIENT	(20247-3,LN, "Peak Gradient")	(T-47040,SRT, "Artery of Lower Extremity") (T-47400,SRT, "Common Femoral Artery")	(G-C171, SRT, "Laterality")=(G-A100,SRT, "Right") (121401, DCM, "Derivation")=(R-41D2D,SRT, "Calculated") (G-A1F8, SRT, "Topographical Modifier")=(G-A188,SRT, "Mid-longitudinal")
MEAN GRADIENT	(20256-4,LN, "Mean Gradient")	(T-47040,SRT, "Artery of Lower Extremity") (T-47400,SRT, "Common Femoral Artery")	(G-C171, SRT, "Laterality")=(G-A100,SRT, "Right") (121401, DCM, "Derivation")=(R-41D2D,SRT, "Calculated") (G-A1F8, SRT, "Topographical Modifier")=(G-A188,SRT, "Mid-longitudinal")
ACCELERATION	(MN-04,ESAOTE_P1, "Acceleration")	(T-47040,SRT, "Artery of Lower Extremity") (T-47400,SRT, "Common Femoral Artery")	(G-C171, SRT, "Laterality")=(G-A100,SRT, "Right") (121401, DCM, "Derivation")=(R-41D2D,SRT, "Calculated") (G-A1F8, SRT, "Topographical Modifier")=(G-A188,SRT, "Mid-longitudinal")
ACCELERATION TIME	(20168-1,LN, "Acceleration Time")	(T-47040,SRT, "Artery of Lower Extremity") (T-47400,SRT, "Common Femoral Artery")	(G-C171, SRT, "Laterality")=(G-A100,SRT, "Right") (121401, DCM, "Derivation")=(R-41D2D,SRT, "Calculated") (G-A1F8, SRT, "Topographical Modifier")=(G-A188,SRT, "Mid-longitudinal")
SYST VEL/DIAST VEL	(12144-2,LN, "Systolic to Diastolic Velocity Ratio")	(T-47040,SRT, "Artery of Lower Extremity") (T-47400,SRT, "Common Femoral Artery")	(G-C171, SRT, "Laterality")=(G-A100,SRT, "Right") (121401, DCM, "Derivation")=(R-41D2D,SRT, "Calculated") (G-A1F8, SRT, "Topographical Modifier")=(G-A188,SRT, "Mid-longitudinal")
DIAST VEL/SYST VEL	(MN-28,ESAOTE_P1, "Diastolic To Systolic Velocity Ratio")	(T-47040,SRT, "Artery of Lower Extremity") (T-47400,SRT, "Common Femoral Artery")	(G-C171, SRT, "Laterality")=(G-A100,SRT, "Right") (121401, DCM, "Derivation")=(R-41D2D,SRT, "Calculated") (G-A1F8, SRT, "Topographical Modifier")=(G-A188,SRT, "Mid-longitudinal")
R CFA DISTAL			
R CFA DIS PS VEL	(11726-7,LN, "Peak Systolic Velocity")	(T-47040,SRT, "Artery of Lower Extremity") (T-47400,SRT, "Common Femoral Artery")	(G-C171, SRT, "Laterality")=(G-A100,SRT, "Right") (121401, DCM, "Derivation")=(R-00355,SRT, "Point source measurement") (G-A1F8, SRT, "Topographical Modifier")=(G-A119,SRT, "Distal")
R CFA DIS ED VEL	(11653-3,LN, "End Diastolic Velocity")	(T-47040,SRT, "Artery of Lower Extremity") (T-47400,SRT, "Common Femoral Artery")	(G-C171, SRT, "Laterality")=(G-A100,SRT, "Right") (121401, DCM, "Derivation")=(R-00355,SRT, "Point source measurement") (G-A1F8, SRT, "Topographical Modifier")=(G-A119,SRT, "Distal")
R CFA DIS FVI			
FVI	(20354-7,LN, "Velocity Time Integral")	(T-47040,SRT, "Artery of Lower Extremity") (T-47400,SRT,	(G-C171, SRT, "Laterality")=(G-A100,SRT, "Right") (121401, DCM, "Derivation")=(R-41D2D,SRT, "Calculated") (G-A1F8, SRT, "Topographical Modifier")=(G-A119,SRT, "Distal")

<i>ESAOTE MEASURE</i>	<i>BASE MEAS. CONCEPT NAME</i>	<i>SECTION</i>	<i>CONCEPT OR ACQUISITION CONTEXT MODIFIERS</i>
		"Common Femoral Artery")	
PULSATILITY INDEX	(12008-9, LN, "Pulsatility Index")	(T-47040, SRT, "Artery of Lower Extremity") (T-47400, SRT, "Common Femoral Artery")	(G-C171, SRT, "Laterality")=(G-A100, SRT, "Right") (121401, DCM, "Derivation")=(R-41D2D, SRT, "Calculated") (G-A1F8, SRT, "Topographical Modifier")=(G-A119, SRT, "Distal")
RESISTIVE INDEX	(12023-8, LN, "Resistivity Index")	(T-47040, SRT, "Artery of Lower Extremity") (T-47400, SRT, "Common Femoral Artery")	(G-C171, SRT, "Laterality")=(G-A100, SRT, "Right") (121401, DCM, "Derivation")=(R-41D2D, SRT, "Calculated") (G-A1F8, SRT, "Topographical Modifier")=(G-A119, SRT, "Distal")
PEAK VELOCITY	(11726-7, LN, "Peak Systolic Velocity")	(T-47040, SRT, "Artery of Lower Extremity") (T-47400, SRT, "Common Femoral Artery")	(G-C171, SRT, "Laterality")=(G-A100, SRT, "Right") (121401, DCM, "Derivation")=(R-41D2D, SRT, "Calculated") (G-A1F8, SRT, "Topographical Modifier")=(G-A119, SRT, "Distal")
MEAN VELOCITY	(MN-25, ESAOTE_P1, "Time Averaged Velocity")	(T-47040, SRT, "Artery of Lower Extremity") (T-47400, SRT, "Common Femoral Artery")	(G-C171, SRT, "Laterality")=(G-A100, SRT, "Right") (121401, DCM, "Derivation")=(R-41D2D, SRT, "Calculated") (G-A1F8, SRT, "Topographical Modifier")=(G-A119, SRT, "Distal")
REVERSE VELOCITY	(MN-27, ESAOTE_P1, "Reverse Velocity")	(T-47040, SRT, "Artery of Lower Extremity") (T-47400, SRT, "Common Femoral Artery")	(G-C171, SRT, "Laterality")=(G-A100, SRT, "Right") (121401, DCM, "Derivation")=(R-41D2D, SRT, "Calculated") (G-A1F8, SRT, "Topographical Modifier")=(G-A119, SRT, "Distal")
DIASTOLIC VELOCITY	(11653-3, LN, "End Diastolic Velocity")	(T-47040, SRT, "Artery of Lower Extremity") (T-47400, SRT, "Common Femoral Artery")	(G-C171, SRT, "Laterality")=(G-A100, SRT, "Right") (121401, DCM, "Derivation")=(R-41D2D, SRT, "Calculated") (G-A1F8, SRT, "Topographical Modifier")=(G-A119, SRT, "Distal")
PEAK GRADIENT	(20247-3, LN, "Peak Gradient")	(T-47040, SRT, "Artery of Lower Extremity") (T-47400, SRT, "Common Femoral Artery")	(G-C171, SRT, "Laterality")=(G-A100, SRT, "Right") (121401, DCM, "Derivation")=(R-41D2D, SRT, "Calculated") (G-A1F8, SRT, "Topographical Modifier")=(G-A119, SRT, "Distal")
MEAN GRADIENT	(20256-4, LN, "Mean Gradient")	(T-47040, SRT, "Artery of Lower Extremity") (T-47400, SRT, "Common Femoral Artery")	(G-C171, SRT, "Laterality")=(G-A100, SRT, "Right") (121401, DCM, "Derivation")=(R-41D2D, SRT, "Calculated") (G-A1F8, SRT, "Topographical Modifier")=(G-A119, SRT, "Distal")
ACCELERATION	(MN-04, ESAOTE_P1, "Acceleration")	(T-47040, SRT, "Artery of Lower Extremity") (T-47400, SRT, "Common Femoral Artery")	(G-C171, SRT, "Laterality")=(G-A100, SRT, "Right") (121401, DCM, "Derivation")=(R-41D2D, SRT, "Calculated") (G-A1F8, SRT, "Topographical Modifier")=(G-A119, SRT, "Distal")
ACCELERATION TIME	(20168-1, LN, "Acceleration Time")	(T-47040, SRT, "Artery of Lower Extremity") (T-47400, SRT, "Common Femoral Artery")	(G-C171, SRT, "Laterality")=(G-A100, SRT, "Right") (121401, DCM, "Derivation")=(R-41D2D, SRT, "Calculated") (G-A1F8, SRT, "Topographical Modifier")=(G-A119, SRT, "Distal")
SYST VEL/DIAST VEL	(12144-2, LN, "Systolic to Diastolic Velocity Ratio")	(T-47040, SRT, "Artery of Lower Extremity") (T-47400, SRT, "Common Femoral Artery")	(G-C171, SRT, "Laterality")=(G-A100, SRT, "Right") (121401, DCM, "Derivation")=(R-41D2D, SRT, "Calculated") (G-A1F8, SRT, "Topographical Modifier")=(G-A119, SRT, "Distal")

ESAOTE MEASURE	BASE MEAS. CONCEPT NAME	SECTION	CONCEPT OR ACQUISITION CONTEXT MODIFIERS
		"Common Femoral Artery")	
DIAST VEL/SYST VEL	(MN-28,ESAOTE_P1, "Diastolic To Systolic Velocity Ratio")	(T-47040,SRT, "Artery of Lower Extremity") (T-47400,SRT, "Common Femoral Artery")	(G-C171, SRT, "Laterality")=(G-A100,SRT, "Right") (121401, DCM, "Derivation")=(R-41D2D,SRT, "Calculated") (G-A1F8, SRT, "Topographical Modifier")=(G-A119,SRT, "Distal")
R PROF FEMORAL ART			
R PFA PEAK SYS VEL	(11726-7,LN, "Peak Systolic Velocity")	(T-47040,SRT, "Artery of Lower Extremity") (T-47440,SRT, "Profunda Femoris Artery")	(G-C171, SRT, "Laterality")=(G-A100,SRT, "Right") (121401, DCM, "Derivation")=(R-00355,SRT, "Point source measurement")
R PFA ENDDIAST VEL	(11653-3,LN, "End Diastolic Velocity")	(T-47040,SRT, "Artery of Lower Extremity") (T-47440,SRT, "Profunda Femoris Artery")	(G-C171, SRT, "Laterality")=(G-A100,SRT, "Right") (121401, DCM, "Derivation")=(R-00355,SRT, "Point source measurement")
R PFA FVI			
FVI	(20354-7,LN, "Velocity Time Integral")	(T-47040,SRT, "Artery of Lower Extremity") (T-47440,SRT, "Profunda Femoris Artery")	(G-C171, SRT, "Laterality")=(G-A100,SRT, "Right") (121401, DCM, "Derivation")=(R-41D2D,SRT, "Calculated")
PULSATILITY INDEX	(12008-9,LN, "Pulsatility Index")	(T-47040,SRT, "Artery of Lower Extremity") (T-47440,SRT, "Profunda Femoris Artery")	(G-C171, SRT, "Laterality")=(G-A100,SRT, "Right") (121401, DCM, "Derivation")=(R-41D2D,SRT, "Calculated")
RESISTIVE INDEX	(12023-8,LN, "Resistivity Index")	(T-47040,SRT, "Artery of Lower Extremity") (T-47440,SRT, "Profunda Femoris Artery")	(G-C171, SRT, "Laterality")=(G-A100,SRT, "Right") (121401, DCM, "Derivation")=(R-41D2D,SRT, "Calculated")
PEAK VELOCITY	(11726-7,LN, "Peak Systolic Velocity")	(T-47040,SRT, "Artery of Lower Extremity") (T-47440,SRT, "Profunda Femoris Artery")	(G-C171, SRT, "Laterality")=(G-A100,SRT, "Right") (121401, DCM, "Derivation")=(R-41D2D,SRT, "Calculated")
MEAN VELOCITY	(MN-25,ESAOTE_P1, "Time Averaged Velocity")	(T-47040,SRT, "Artery of Lower Extremity") (T-47440,SRT, "Profunda Femoris Artery")	(G-C171, SRT, "Laterality")=(G-A100,SRT, "Right") (121401, DCM, "Derivation")=(R-41D2D,SRT, "Calculated")
REVERSE VELOCITY	(MN-27,ESAOTE_P1, "Reverse Velocity")	(T-47040,SRT, "Artery of Lower Extremity") (T-47440,SRT, "Profunda Femoris Artery")	(G-C171, SRT, "Laterality")=(G-A100,SRT, "Right") (121401, DCM, "Derivation")=(R-41D2D,SRT, "Calculated")
DIASTOLIC VELOCITY	(11653-3,LN, "End Diastolic Velocity")	(T-47040,SRT, "Artery of Lower Extremity") (T-47440,SRT, "Profunda Femoris Artery")	(G-C171, SRT, "Laterality")=(G-A100,SRT, "Right") (121401, DCM, "Derivation")=(R-41D2D,SRT, "Calculated")

<i>ESAOTE MEASURE</i>	<i>BASE MEAS. CONCEPT NAME</i>	<i>SECTION</i>	<i>CONCEPT OR ACQUISITION CONTEXT MODIFIERS</i>
PEAK GRADIENT	(20247-3, LN, "Peak Gradient")	(T-47040, SRT, "Artery of Lower Extremity") (T-47440, SRT, "Profunda Femoris Artery")	(G-C171, SRT, "Laterality")=(G-A100, SRT, "Right") (121401, DCM, "Derivation")=(R-41D2D, SRT, "Calculated")
MEAN GRADIENT	(20256-4, LN, "Mean Gradient")	(T-47040, SRT, "Artery of Lower Extremity") (T-47440, SRT, "Profunda Femoris Artery")	(G-C171, SRT, "Laterality")=(G-A100, SRT, "Right") (121401, DCM, "Derivation")=(R-41D2D, SRT, "Calculated")
ACCELERATION	(MN-04, ESAOTE_P1, "Acceleration")	(T-47040, SRT, "Artery of Lower Extremity") (T-47440, SRT, "Profunda Femoris Artery")	(G-C171, SRT, "Laterality")=(G-A100, SRT, "Right") (121401, DCM, "Derivation")=(R-41D2D, SRT, "Calculated")
ACCELERATION TIME	(20168-1, LN, "Acceleration Time")	(T-47040, SRT, "Artery of Lower Extremity") (T-47440, SRT, "Profunda Femoris Artery")	(G-C171, SRT, "Laterality")=(G-A100, SRT, "Right") (121401, DCM, "Derivation")=(R-41D2D, SRT, "Calculated")
SYST VEL/DIAST VEL	(12144-2, LN, "Systolic to Diastolic Velocity Ratio")	(T-47040, SRT, "Artery of Lower Extremity") (T-47440, SRT, "Profunda Femoris Artery")	(G-C171, SRT, "Laterality")=(G-A100, SRT, "Right") (121401, DCM, "Derivation")=(R-41D2D, SRT, "Calculated")
DIAST VEL/SYST VEL	(MN-28, ESAOTE_P1, "Diastolic To Systolic Velocity Ratio")	(T-47040, SRT, "Artery of Lower Extremity") (T-47440, SRT, "Profunda Femoris Artery")	(G-C171, SRT, "Laterality")=(G-A100, SRT, "Right") (121401, DCM, "Derivation")=(R-41D2D, SRT, "Calculated")
R SFA PROXIMAL			
R SFA PROX PS VEL	(11726-7, LN, "Peak Systolic Velocity")	(T-47040, SRT, "Artery of Lower Extremity") (T-47403, SRT, "Superficial Femoral Artery")	(G-C171, SRT, "Laterality")=(G-A100, SRT, "Right") (121401, DCM, "Derivation")=(R-00355, SRT, "Point source measurement") (G-A1F8, SRT, "Topographical Modifier")=(G-A118, SRT, "Proximal")
R SFA PROX ED VEL	(11653-3, LN, "End Diastolic Velocity")	(T-47040, SRT, "Artery of Lower Extremity") (T-47403, SRT, "Superficial Femoral Artery")	(G-C171, SRT, "Laterality")=(G-A100, SRT, "Right") (121401, DCM, "Derivation")=(R-00355, SRT, "Point source measurement") (G-A1F8, SRT, "Topographical Modifier")=(G-A118, SRT, "Proximal")
R SFA PROX FVI			
FVI	(20354-7, LN, "Velocity Time Integral")	(T-47040, SRT, "Artery of Lower Extremity") (T-47403, SRT, "Superficial Femoral Artery")	(G-C171, SRT, "Laterality")=(G-A100, SRT, "Right") (121401, DCM, "Derivation")=(R-41D2D, SRT, "Calculated") (G-A1F8, SRT, "Topographical Modifier")=(G-A118, SRT, "Proximal")
PULSATILITY INDEX	(12008-9, LN, "Pulsatility Index")	(T-47040, SRT, "Artery of Lower Extremity") (T-47403, SRT, "Superficial Femoral Artery")	(G-C171, SRT, "Laterality")=(G-A100, SRT, "Right") (121401, DCM, "Derivation")=(R-41D2D, SRT, "Calculated") (G-A1F8, SRT, "Topographical Modifier")=(G-A118, SRT, "Proximal")
RESISTIVE INDEX	(12023-8, LN, "Resistivity Index")	(T-47040, SRT, "Artery of Lower	(G-C171, SRT, "Laterality")=(G-A100, SRT, "Right") (121401, DCM, "Derivation")=(R-41D2D, SRT, "Calculated")

<i>ESAOTE MEASURE</i>	<i>BASE MEAS. CONCEPT NAME</i>	<i>SECTION</i>	<i>CONCEPT OR ACQUISITION CONTEXT MODIFIERS</i>
		Extremity") (T-47403,SRT, "Superficial Femoral Artery")	(G-A1F8, SRT, "Topographical Modifier")=(G-A118,SRT, "Proximal")
PEAK VELOCITY	(11726-7,LN, "Peak Systolic Velocity")	(T-47040,SRT, "Artery of Lower Extremity") (T-47403,SRT, "Superficial Femoral Artery")	(G-C171, SRT, "Laterality")=(G-A100,SRT, "Right") (121401, DCM, "Derivation")=(R-41D2D,SRT, "Calculated") (G-A1F8, SRT, "Topographical Modifier")=(G-A118,SRT, "Proximal")
MEAN VELOCITY	(MN- 25,ESAOTE_P1, "Time Averaged Velocity")	(T-47040,SRT, "Artery of Lower Extremity") (T-47403,SRT, "Superficial Femoral Artery")	(G-C171, SRT, "Laterality")=(G-A100,SRT, "Right") (121401, DCM, "Derivation")=(R-41D2D,SRT, "Calculated") (G-A1F8, SRT, "Topographical Modifier")=(G-A118,SRT, "Proximal")
REVERSE VELOCITY	(MN- 27,ESAOTE_P1, "Reverse Velocity")	(T-47040,SRT, "Artery of Lower Extremity") (T-47403,SRT, "Superficial Femoral Artery")	(G-C171, SRT, "Laterality")=(G-A100,SRT, "Right") (121401, DCM, "Derivation")=(R-41D2D,SRT, "Calculated") (G-A1F8, SRT, "Topographical Modifier")=(G-A118,SRT, "Proximal")
DIASTOLIC VELOCITY	(11653-3,LN, "End Diastolic Velocity")	(T-47040,SRT, "Artery of Lower Extremity") (T-47403,SRT, "Superficial Femoral Artery")	(G-C171, SRT, "Laterality")=(G-A100,SRT, "Right") (121401, DCM, "Derivation")=(R-41D2D,SRT, "Calculated") (G-A1F8, SRT, "Topographical Modifier")=(G-A118,SRT, "Proximal")
PEAK GRADIENT	(20247-3,LN, "Peak Gradient")	(T-47040,SRT, "Artery of Lower Extremity") (T-47403,SRT, "Superficial Femoral Artery")	(G-C171, SRT, "Laterality")=(G-A100,SRT, "Right") (121401, DCM, "Derivation")=(R-41D2D,SRT, "Calculated") (G-A1F8, SRT, "Topographical Modifier")=(G-A118,SRT, "Proximal")
MEAN GRADIENT	(20256-4,LN, "Mean Gradient")	(T-47040,SRT, "Artery of Lower Extremity") (T-47403,SRT, "Superficial Femoral Artery")	(G-C171, SRT, "Laterality")=(G-A100,SRT, "Right") (121401, DCM, "Derivation")=(R-41D2D,SRT, "Calculated") (G-A1F8, SRT, "Topographical Modifier")=(G-A118,SRT, "Proximal")
ACCELERATION	(MN- 04,ESAOTE_P1, "Acceleration")	(T-47040,SRT, "Artery of Lower Extremity") (T-47403,SRT, "Superficial Femoral Artery")	(G-C171, SRT, "Laterality")=(G-A100,SRT, "Right") (121401, DCM, "Derivation")=(R-41D2D,SRT, "Calculated") (G-A1F8, SRT, "Topographical Modifier")=(G-A118,SRT, "Proximal")
ACCELERATION TIME	(20168-1,LN, "Acceleration Time")	(T-47040,SRT, "Artery of Lower Extremity") (T-47403,SRT, "Superficial Femoral Artery")	(G-C171, SRT, "Laterality")=(G-A100,SRT, "Right") (121401, DCM, "Derivation")=(R-41D2D,SRT, "Calculated") (G-A1F8, SRT, "Topographical Modifier")=(G-A118,SRT, "Proximal")
SYST VEL/DIAST VEL	(12144-2,LN, "Systolic to Diastolic Velocity Ratio")	(T-47040,SRT, "Artery of Lower Extremity") (T-47403,SRT, "Superficial Femoral Artery")	(G-C171, SRT, "Laterality")=(G-A100,SRT, "Right") (121401, DCM, "Derivation")=(R-41D2D,SRT, "Calculated") (G-A1F8, SRT, "Topographical Modifier")=(G-A118,SRT, "Proximal")
DIAST VEL/SYST VEL	(MN- 28,ESAOTE_P1, "Diastolic To Systolic Velocity Ratio")	(T-47040,SRT, "Artery of Lower Extremity") (T-47403,SRT, "Superficial Femoral Artery")	(G-C171, SRT, "Laterality")=(G-A100,SRT, "Right") (121401, DCM, "Derivation")=(R-41D2D,SRT, "Calculated") (G-A1F8, SRT, "Topographical Modifier")=(G-A118,SRT, "Proximal")
R SFA MID			

<i>ESAOTE MEASURE</i>	<i>BASE MEAS. CONCEPT NAME</i>	<i>SECTION</i>	<i>CONCEPT OR ACQUISITION CONTEXT MODIFIERS</i>
R SFA MID PS VEL	(11726-7, LN, "Peak Systolic Velocity")	(T-47040, SRT, "Artery of Lower Extremity") (T-47403, SRT, "Superficial Femoral Artery")	(G-C171, SRT, "Laterality")=(G-A100, SRT, "Right") (121401, DCM, "Derivation")=(R-00355, SRT, "Point source measurement") (G-A1F8, SRT, "Topographical Modifier")=(G-A188, SRT, "Mid-longitudinal")
R SFA MID ED VEL	(11653-3, LN, "End Diastolic Velocity")	(T-47040, SRT, "Artery of Lower Extremity") (T-47403, SRT, "Superficial Femoral Artery")	(G-C171, SRT, "Laterality")=(G-A100, SRT, "Right") (121401, DCM, "Derivation")=(R-00355, SRT, "Point source measurement") (G-A1F8, SRT, "Topographical Modifier")=(G-A188, SRT, "Mid-longitudinal")
R SFA MID FVI			
FVI	(20354-7, LN, "Velocity Time Integral")	(T-47040, SRT, "Artery of Lower Extremity") (T-47403, SRT, "Superficial Femoral Artery")	(G-C171, SRT, "Laterality")=(G-A100, SRT, "Right") (121401, DCM, "Derivation")=(R-41D2D, SRT, "Calculated") (G-A1F8, SRT, "Topographical Modifier")=(G-A188, SRT, "Mid-longitudinal")
PULSATILITY INDEX	(12008-9, LN, "Pulsatility Index")	(T-47040, SRT, "Artery of Lower Extremity") (T-47403, SRT, "Superficial Femoral Artery")	(G-C171, SRT, "Laterality")=(G-A100, SRT, "Right") (121401, DCM, "Derivation")=(R-41D2D, SRT, "Calculated") (G-A1F8, SRT, "Topographical Modifier")=(G-A188, SRT, "Mid-longitudinal")
RESISTIVE INDEX	(12023-8, LN, "Resistivity Index")	(T-47040, SRT, "Artery of Lower Extremity") (T-47403, SRT, "Superficial Femoral Artery")	(G-C171, SRT, "Laterality")=(G-A100, SRT, "Right") (121401, DCM, "Derivation")=(R-41D2D, SRT, "Calculated") (G-A1F8, SRT, "Topographical Modifier")=(G-A188, SRT, "Mid-longitudinal")
PEAK VELOCITY	(11726-7, LN, "Peak Systolic Velocity")	(T-47040, SRT, "Artery of Lower Extremity") (T-47403, SRT, "Superficial Femoral Artery")	(G-C171, SRT, "Laterality")=(G-A100, SRT, "Right") (121401, DCM, "Derivation")=(R-41D2D, SRT, "Calculated") (G-A1F8, SRT, "Topographical Modifier")=(G-A188, SRT, "Mid-longitudinal")
MEAN VELOCITY	(MN-25, ESAOTE_P1, "Time Averaged Velocity")	(T-47040, SRT, "Artery of Lower Extremity") (T-47403, SRT, "Superficial Femoral Artery")	(G-C171, SRT, "Laterality")=(G-A100, SRT, "Right") (121401, DCM, "Derivation")=(R-41D2D, SRT, "Calculated") (G-A1F8, SRT, "Topographical Modifier")=(G-A188, SRT, "Mid-longitudinal")
REVERSE VELOCITY	(MN-27, ESAOTE_P1, "Reverse Velocity")	(T-47040, SRT, "Artery of Lower Extremity") (T-47403, SRT, "Superficial Femoral Artery")	(G-C171, SRT, "Laterality")=(G-A100, SRT, "Right") (121401, DCM, "Derivation")=(R-41D2D, SRT, "Calculated") (G-A1F8, SRT, "Topographical Modifier")=(G-A188, SRT, "Mid-longitudinal")
DIASTOLIC VELOCITY	(11653-3, LN, "End Diastolic Velocity")	(T-47040, SRT, "Artery of Lower Extremity") (T-47403, SRT, "Superficial Femoral Artery")	(G-C171, SRT, "Laterality")=(G-A100, SRT, "Right") (121401, DCM, "Derivation")=(R-41D2D, SRT, "Calculated") (G-A1F8, SRT, "Topographical Modifier")=(G-A188, SRT, "Mid-longitudinal")
PEAK GRADIENT	(20247-3, LN, "Peak Gradient")	(T-47040, SRT, "Artery of Lower Extremity") (T-47403, SRT, "Superficial Femoral Artery")	(G-C171, SRT, "Laterality")=(G-A100, SRT, "Right") (121401, DCM, "Derivation")=(R-41D2D, SRT, "Calculated") (G-A1F8, SRT, "Topographical Modifier")=(G-A188, SRT, "Mid-longitudinal")
MEAN GRADIENT	(20256-4, LN, "Mean Gradient")	(T-47040, SRT, "Artery of Lower Extremity") (T-47403, SRT, "Superficial Femoral Artery")	(G-C171, SRT, "Laterality")=(G-A100, SRT, "Right") (121401, DCM, "Derivation")=(R-41D2D, SRT, "Calculated") (G-A1F8, SRT, "Topographical Modifier")=(G-A188, SRT, "Mid-longitudinal")

<i>ESAOTE MEASURE</i>	<i>BASE MEAS. CONCEPT NAME</i>	<i>SECTION</i>	<i>CONCEPT OR ACQUISITION CONTEXT MODIFIERS</i>
		"Superficial Femoral Artery")	
ACCELERATION	(MN-04,ESAOTE_P1, "Acceleration")	(T-47040,SRT, "Artery of Lower Extremity") (T-47403,SRT, "Superficial Femoral Artery")	(G-C171, SRT, "Laterality")=(G-A100,SRT, "Right") (121401, DCM, "Derivation")=(R-41D2D,SRT, "Calculated") (G-A1F8, SRT, "Topographical Modifier")=(G-A188,SRT, "Mid-longitudinal")
ACCELERATION TIME	(20168-1,LN, "Acceleration Time")	(T-47040,SRT, "Artery of Lower Extremity") (T-47403,SRT, "Superficial Femoral Artery")	(G-C171, SRT, "Laterality")=(G-A100,SRT, "Right") (121401, DCM, "Derivation")=(R-41D2D,SRT, "Calculated") (G-A1F8, SRT, "Topographical Modifier")=(G-A188,SRT, "Mid-longitudinal")
SYST VEL/DIAST VEL	(12144-2,LN, "Systolic to Diastolic Velocity Ratio")	(T-47040,SRT, "Artery of Lower Extremity") (T-47403,SRT, "Superficial Femoral Artery")	(G-C171, SRT, "Laterality")=(G-A100,SRT, "Right") (121401, DCM, "Derivation")=(R-41D2D,SRT, "Calculated") (G-A1F8, SRT, "Topographical Modifier")=(G-A188,SRT, "Mid-longitudinal")
DIAST VEL/SYST VEL	(MN-28,ESAOTE_P1, "Diastolic To Systolic Velocity Ratio")	(T-47040,SRT, "Artery of Lower Extremity") (T-47403,SRT, "Superficial Femoral Artery")	(G-C171, SRT, "Laterality")=(G-A100,SRT, "Right") (121401, DCM, "Derivation")=(R-41D2D,SRT, "Calculated") (G-A1F8, SRT, "Topographical Modifier")=(G-A188,SRT, "Mid-longitudinal")
R SFA DISTAL			
R SFA DIST PS VEL	(11726-7,LN, "Peak Systolic Velocity")	(T-47040,SRT, "Artery of Lower Extremity") (T-47403,SRT, "Superficial Femoral Artery")	(G-C171, SRT, "Laterality")=(G-A100,SRT, "Right") (121401, DCM, "Derivation")=(R-00355,SRT, "Point source measurement") (G-A1F8, SRT, "Topographical Modifier")=(G-A119,SRT, "Distal")
R SFA DIST ED VEL	(11653-3,LN, "End Diastolic Velocity")	(T-47040,SRT, "Artery of Lower Extremity") (T-47403,SRT, "Superficial Femoral Artery")	(G-C171, SRT, "Laterality")=(G-A100,SRT, "Right") (121401, DCM, "Derivation")=(R-00355,SRT, "Point source measurement") (G-A1F8, SRT, "Topographical Modifier")=(G-A119,SRT, "Distal")
R SFA DIS FVI			
FVI	(20354-7,LN, "Velocity Time Integral")	(T-47040,SRT, "Artery of Lower Extremity") (T-47403,SRT, "Superficial Femoral Artery")	(G-C171, SRT, "Laterality")=(G-A100,SRT, "Right") (121401, DCM, "Derivation")=(R-41D2D,SRT, "Calculated") (G-A1F8, SRT, "Topographical Modifier")=(G-A119,SRT, "Distal")
PULSATILITY INDEX	(12008-9,LN, "Pulsatility Index")	(T-47040,SRT, "Artery of Lower Extremity") (T-47403,SRT, "Superficial Femoral Artery")	(G-C171, SRT, "Laterality")=(G-A100,SRT, "Right") (121401, DCM, "Derivation")=(R-41D2D,SRT, "Calculated") (G-A1F8, SRT, "Topographical Modifier")=(G-A119,SRT, "Distal")
RESISTIVE INDEX	(12023-8,LN, "Resistivity Index")	(T-47040,SRT, "Artery of Lower Extremity") (T-47403,SRT, "Superficial Femoral Artery")	(G-C171, SRT, "Laterality")=(G-A100,SRT, "Right") (121401, DCM, "Derivation")=(R-41D2D,SRT, "Calculated") (G-A1F8, SRT, "Topographical Modifier")=(G-A119,SRT, "Distal")
PEAK VELOCITY	(11726-7,LN, "Peak Systolic Velocity")	(T-47040,SRT, "Artery of Lower Extremity") (T-47403,SRT, "Superficial Femoral Artery")	(G-C171, SRT, "Laterality")=(G-A100,SRT, "Right") (121401, DCM, "Derivation")=(R-41D2D,SRT, "Calculated") (G-A1F8, SRT, "Topographical Modifier")=(G-A119,SRT, "Distal")

ESAOTE MEASURE	BASE MEAS. CONCEPT NAME	SECTION	CONCEPT OR ACQUISITION CONTEXT MODIFIERS
MEAN VELOCITY	(MN-25,ESAOTE_P1, "Time Averaged Velocity")	(T-47040,SRT, "Artery of Lower Extremity") (T-47403,SRT, "Superficial Femoral Artery")	(G-C171, SRT, "Laterality")=(G-A100,SRT, "Right") (121401, DCM, "Derivation")=(R-41D2D,SRT, "Calculated") (G-A1F8, SRT, "Topographical Modifier")=(G-A119,SRT, "Distal")
REVERSE VELOCITY	(MN-27,ESAOTE_P1, "Reverse Velocity")	(T-47040,SRT, "Artery of Lower Extremity") (T-47403,SRT, "Superficial Femoral Artery")	(G-C171, SRT, "Laterality")=(G-A100,SRT, "Right") (121401, DCM, "Derivation")=(R-41D2D,SRT, "Calculated") (G-A1F8, SRT, "Topographical Modifier")=(G-A119,SRT, "Distal")
DIASTOLIC VELOCITY	(11653-3,LN, "End Diastolic Velocity")	(T-47040,SRT, "Artery of Lower Extremity") (T-47403,SRT, "Superficial Femoral Artery")	(G-C171, SRT, "Laterality")=(G-A100,SRT, "Right") (121401, DCM, "Derivation")=(R-41D2D,SRT, "Calculated") (G-A1F8, SRT, "Topographical Modifier")=(G-A119,SRT, "Distal")
PEAK GRADIENT	(20247-3,LN, "Peak Gradient")	(T-47040,SRT, "Artery of Lower Extremity") (T-47403,SRT, "Superficial Femoral Artery")	(G-C171, SRT, "Laterality")=(G-A100,SRT, "Right") (121401, DCM, "Derivation")=(R-41D2D,SRT, "Calculated") (G-A1F8, SRT, "Topographical Modifier")=(G-A119,SRT, "Distal")
MEAN GRADIENT	(20256-4,LN, "Mean Gradient")	(T-47040,SRT, "Artery of Lower Extremity") (T-47403,SRT, "Superficial Femoral Artery")	(G-C171, SRT, "Laterality")=(G-A100,SRT, "Right") (121401, DCM, "Derivation")=(R-41D2D,SRT, "Calculated") (G-A1F8, SRT, "Topographical Modifier")=(G-A119,SRT, "Distal")
ACCELERATION	(MN-04,ESAOTE_P1, "Acceleration")	(T-47040,SRT, "Artery of Lower Extremity") (T-47403,SRT, "Superficial Femoral Artery")	(G-C171, SRT, "Laterality")=(G-A100,SRT, "Right") (121401, DCM, "Derivation")=(R-41D2D,SRT, "Calculated") (G-A1F8, SRT, "Topographical Modifier")=(G-A119,SRT, "Distal")
ACCELERATION TIME	(20168-1,LN, "Acceleration Time")	(T-47040,SRT, "Artery of Lower Extremity") (T-47403,SRT, "Superficial Femoral Artery")	(G-C171, SRT, "Laterality")=(G-A100,SRT, "Right") (121401, DCM, "Derivation")=(R-41D2D,SRT, "Calculated") (G-A1F8, SRT, "Topographical Modifier")=(G-A119,SRT, "Distal")
SYST VEL/DIAST VEL	(12144-2,LN, "Systolic to Diastolic Velocity Ratio")	(T-47040,SRT, "Artery of Lower Extremity") (T-47403,SRT, "Superficial Femoral Artery")	(G-C171, SRT, "Laterality")=(G-A100,SRT, "Right") (121401, DCM, "Derivation")=(R-41D2D,SRT, "Calculated") (G-A1F8, SRT, "Topographical Modifier")=(G-A119,SRT, "Distal")
DIAST VEL/SYST VEL	(MN-28,ESAOTE_P1, "Diastolic To Systolic Velocity Ratio")	(T-47040,SRT, "Artery of Lower Extremity") (T-47403,SRT, "Superficial Femoral Artery")	(G-C171, SRT, "Laterality")=(G-A100,SRT, "Right") (121401, DCM, "Derivation")=(R-41D2D,SRT, "Calculated") (G-A1F8, SRT, "Topographical Modifier")=(G-A119,SRT, "Distal")
R ABOVE KNEE PA			
R AKPA PS VEL	(11726-7,LN, "Peak Systolic Velocity")	(T-47040,SRT, "Artery of Lower Extremity") (T-47500,SRT, "Popliteal Artery")	(G-C171, SRT, "Laterality")=(G-A100,SRT, "Right") (121401, DCM, "Derivation")=(R-00355,SRT, "Point source measurement") (G-A1F8, SRT, "Topographical Modifier")=(G-A118,SRT, "Proximal")
R AKPA ED VEL	(11653-3,LN, "End Diastolic Velocity")	(T-47040,SRT, "Artery of Lower Extremity") (T-47500,SRT, "Popliteal Artery")	(G-C171, SRT, "Laterality")=(G-A100,SRT, "Right") (121401, DCM, "Derivation")=(R-00355,SRT, "Point source measurement") (G-A1F8, SRT, "Topographical Modifier")=(G-A118,SRT, "Proximal")

ESAOTE MEASURE	BASE MEAS. CONCEPT NAME	SECTION	CONCEPT OR ACQUISITION CONTEXT MODIFIERS
R AKPA FVI			
FVI	(20354-7, LN, "Velocity Time Integral")	(T-47040, SRT, "Artery of Lower Extremity") (T-47500, SRT, "Popliteal Artery")	(G-C171, SRT, "Laterality")=(G-A100, SRT, "Right") (121401, DCM, "Derivation")=(R-41D2D, SRT, "Calculated") (G-A1F8, SRT, "Topographical Modifier")=(G-A118, SRT, "Proximal")
PULSATILITY INDEX	(12008-9, LN, "Pulsatility Index")	(T-47040, SRT, "Artery of Lower Extremity") (T-47500, SRT, "Popliteal Artery")	(G-C171, SRT, "Laterality")=(G-A100, SRT, "Right") (121401, DCM, "Derivation")=(R-41D2D, SRT, "Calculated") (G-A1F8, SRT, "Topographical Modifier")=(G-A118, SRT, "Proximal")
RESISTIVE INDEX	(12023-8, LN, "Resistivity Index")	(T-47040, SRT, "Artery of Lower Extremity") (T-47500, SRT, "Popliteal Artery")	(G-C171, SRT, "Laterality")=(G-A100, SRT, "Right") (121401, DCM, "Derivation")=(R-41D2D, SRT, "Calculated") (G-A1F8, SRT, "Topographical Modifier")=(G-A118, SRT, "Proximal")
PEAK VELOCITY	(11726-7, LN, "Peak Systolic Velocity")	(T-47040, SRT, "Artery of Lower Extremity") (T-47500, SRT, "Popliteal Artery")	(G-C171, SRT, "Laterality")=(G-A100, SRT, "Right") (121401, DCM, "Derivation")=(R-41D2D, SRT, "Calculated") (G-A1F8, SRT, "Topographical Modifier")=(G-A118, SRT, "Proximal")
MEAN VELOCITY	(MN-25, ESAOTE_P1, "Time Averaged Velocity")	(T-47040, SRT, "Artery of Lower Extremity") (T-47500, SRT, "Popliteal Artery")	(G-C171, SRT, "Laterality")=(G-A100, SRT, "Right") (121401, DCM, "Derivation")=(R-41D2D, SRT, "Calculated") (G-A1F8, SRT, "Topographical Modifier")=(G-A118, SRT, "Proximal")
REVERSE VELOCITY	(MN-27, ESAOTE_P1, "Reverse Velocity")	(T-47040, SRT, "Artery of Lower Extremity") (T-47500, SRT, "Popliteal Artery")	(G-C171, SRT, "Laterality")=(G-A100, SRT, "Right") (121401, DCM, "Derivation")=(R-41D2D, SRT, "Calculated") (G-A1F8, SRT, "Topographical Modifier")=(G-A118, SRT, "Proximal")
DIASTOLIC VELOCITY	(11653-3, LN, "End Diastolic Velocity")	(T-47040, SRT, "Artery of Lower Extremity") (T-47500, SRT, "Popliteal Artery")	(G-C171, SRT, "Laterality")=(G-A100, SRT, "Right") (121401, DCM, "Derivation")=(R-41D2D, SRT, "Calculated") (G-A1F8, SRT, "Topographical Modifier")=(G-A118, SRT, "Proximal")
PEAK GRADIENT	(20247-3, LN, "Peak Gradient")	(T-47040, SRT, "Artery of Lower Extremity") (T-47500, SRT, "Popliteal Artery")	(G-C171, SRT, "Laterality")=(G-A100, SRT, "Right") (121401, DCM, "Derivation")=(R-41D2D, SRT, "Calculated") (G-A1F8, SRT, "Topographical Modifier")=(G-A118, SRT, "Proximal")
MEAN GRADIENT	(20256-4, LN, "Mean Gradient")	(T-47040, SRT, "Artery of Lower Extremity") (T-47500, SRT, "Popliteal Artery")	(G-C171, SRT, "Laterality")=(G-A100, SRT, "Right") (121401, DCM, "Derivation")=(R-41D2D, SRT, "Calculated") (G-A1F8, SRT, "Topographical Modifier")=(G-A118, SRT, "Proximal")
ACCELERATION	(MN-04, ESAOTE_P1, "Acceleration")	(T-47040, SRT, "Artery of Lower Extremity") (T-47500, SRT, "Popliteal Artery")	(G-C171, SRT, "Laterality")=(G-A100, SRT, "Right") (121401, DCM, "Derivation")=(R-41D2D, SRT, "Calculated") (G-A1F8, SRT, "Topographical Modifier")=(G-A118, SRT, "Proximal")
ACCELERATION TIME	(20168-1, LN, "Acceleration Time")	(T-47040, SRT, "Artery of Lower Extremity") (T-47500, SRT, "Popliteal Artery")	(G-C171, SRT, "Laterality")=(G-A100, SRT, "Right") (121401, DCM, "Derivation")=(R-41D2D, SRT, "Calculated") (G-A1F8, SRT, "Topographical Modifier")=(G-A118, SRT, "Proximal")
SYST VEL/DIAST VEL	(12144-2, LN, "Systolic to Diastolic Velocity Ratio")	(T-47040, SRT, "Artery of Lower Extremity") (T-47500, SRT, "Popliteal Artery")	(G-C171, SRT, "Laterality")=(G-A100, SRT, "Right") (121401, DCM, "Derivation")=(R-41D2D, SRT, "Calculated") (G-A1F8, SRT, "Topographical Modifier")=(G-A118, SRT, "Proximal")
DIAST VEL/SYST VEL	(MN-28, ESAOTE_P1, "Diastolic To")	(T-47040, SRT, "Artery of Lower Extremity")	(G-C171, SRT, "Laterality")=(G-A100, SRT, "Right") (121401, DCM, "Derivation")=(R-41D2D, SRT, "Calculated") (G-A1F8, SRT, "Topographical Modifier")=(G-A118, SRT, "Proximal")

ESAOTE MEASURE	BASE MEAS. CONCEPT NAME	SECTION	CONCEPT OR ACQUISITION CONTEXT MODIFIERS
	Systolic Velocity Ratio")	(T-47500,SRT, "Popliteal Artery")	
R BELOW KNEE PA			
R BKPA PS VEL	(11726-7,LN, "Peak Systolic Velocity")	(T-47040,SRT, "Artery of Lower Extremity") (T-47500,SRT, "Popliteal Artery")	(G-C171, SRT, "Laterality")=(G-A100,SRT, "Right") (121401, DCM, "Derivation")=(R-00355,SRT, "Point source measurement") (G-A1F8, SRT, "Topographical Modifier")=(G-A119,SRT, "Distal")
R BKPA ED VEL	(11653-3,LN, "End Diastolic Velocity")	(T-47040,SRT, "Artery of Lower Extremity") (T-47500,SRT, "Popliteal Artery")	(G-C171, SRT, "Laterality")=(G-A100,SRT, "Right") (121401, DCM, "Derivation")=(R-00355,SRT, "Point source measurement") (G-A1F8, SRT, "Topographical Modifier")=(G-A119,SRT, "Distal")
R BKPA FVI			
FVI	(20354-7,LN, "Velocity Time Integral")	(T-47040,SRT, "Artery of Lower Extremity") (T-47500,SRT, "Popliteal Artery")	(G-C171, SRT, "Laterality")=(G-A100,SRT, "Right") (121401, DCM, "Derivation")=(R-41D2D,SRT, "Calculated") (G-A1F8, SRT, "Topographical Modifier")=(G-A119,SRT, "Distal")
PULSATILITY INDEX	(12008-9,LN, "Pulsatility Index")	(T-47040,SRT, "Artery of Lower Extremity") (T-47500,SRT, "Popliteal Artery")	(G-C171, SRT, "Laterality")=(G-A100,SRT, "Right") (121401, DCM, "Derivation")=(R-41D2D,SRT, "Calculated") (G-A1F8, SRT, "Topographical Modifier")=(G-A119,SRT, "Distal")
RESISTIVE INDEX	(12023-8,LN, "Resistivity Index")	(T-47040,SRT, "Artery of Lower Extremity") (T-47500,SRT, "Popliteal Artery")	(G-C171, SRT, "Laterality")=(G-A100,SRT, "Right") (121401, DCM, "Derivation")=(R-41D2D,SRT, "Calculated") (G-A1F8, SRT, "Topographical Modifier")=(G-A119,SRT, "Distal")
PEAK VELOCITY	(11726-7,LN, "Peak Systolic Velocity")	(T-47040,SRT, "Artery of Lower Extremity") (T-47500,SRT, "Popliteal Artery")	(G-C171, SRT, "Laterality")=(G-A100,SRT, "Right") (121401, DCM, "Derivation")=(R-41D2D,SRT, "Calculated") (G-A1F8, SRT, "Topographical Modifier")=(G-A119,SRT, "Distal")
MEAN VELOCITY	(MN-25,ESAOTE_P1, "Time Averaged Velocity")	(T-47040,SRT, "Artery of Lower Extremity") (T-47500,SRT, "Popliteal Artery")	(G-C171, SRT, "Laterality")=(G-A100,SRT, "Right") (121401, DCM, "Derivation")=(R-41D2D,SRT, "Calculated") (G-A1F8, SRT, "Topographical Modifier")=(G-A119,SRT, "Distal")
REVERSE VELOCITY	(MN-27,ESAOTE_P1, "Reverse Velocity")	(T-47040,SRT, "Artery of Lower Extremity") (T-47500,SRT, "Popliteal Artery")	(G-C171, SRT, "Laterality")=(G-A100,SRT, "Right") (121401, DCM, "Derivation")=(R-41D2D,SRT, "Calculated") (G-A1F8, SRT, "Topographical Modifier")=(G-A119,SRT, "Distal")
DIASTOLIC VELOCITY	(11653-3,LN, "End Diastolic Velocity")	(T-47040,SRT, "Artery of Lower Extremity") (T-47500,SRT, "Popliteal Artery")	(G-C171, SRT, "Laterality")=(G-A100,SRT, "Right") (121401, DCM, "Derivation")=(R-41D2D,SRT, "Calculated") (G-A1F8, SRT, "Topographical Modifier")=(G-A119,SRT, "Distal")
PEAK GRADIENT	(20247-3,LN, "Peak Gradient")	(T-47040,SRT, "Artery of Lower Extremity") (T-47500,SRT, "Popliteal Artery")	(G-C171, SRT, "Laterality")=(G-A100,SRT, "Right") (121401, DCM, "Derivation")=(R-41D2D,SRT, "Calculated") (G-A1F8, SRT, "Topographical Modifier")=(G-A119,SRT, "Distal")
MEAN GRADIENT	(20256-4,LN, "Mean Gradient")	(T-47040,SRT, "Artery of Lower Extremity") (T-47500,SRT, "Popliteal Artery")	(G-C171, SRT, "Laterality")=(G-A100,SRT, "Right") (121401, DCM, "Derivation")=(R-41D2D,SRT, "Calculated") (G-A1F8, SRT, "Topographical Modifier")=(G-A119,SRT, "Distal")
ACCELERATION	(MN-04,ESAOTE_P1, "Acceleration")	(T-47040,SRT, "Artery of Lower Extremity") (T-47500,SRT, "Popliteal Artery")	(G-C171, SRT, "Laterality")=(G-A100,SRT, "Right") (121401, DCM, "Derivation")=(R-41D2D,SRT, "Calculated") (G-A1F8, SRT, "Topographical Modifier")=(G-A119,SRT, "Distal")

<i>ESAOTE MEASURE</i>	<i>BASE MEAS. CONCEPT NAME</i>	<i>SECTION</i>	<i>CONCEPT OR ACQUISITION CONTEXT MODIFIERS</i>
		"Popliteal Artery")	
ACCELERATION TIME	(20168-1, LN, "Acceleration Time")	(T-47040, SRT, "Artery of Lower Extremity") (T-47500, SRT, "Popliteal Artery")	(G-C171, SRT, "Laterality")=(G-A100, SRT, "Right") (121401, DCM, "Derivation")=(R-41D2D, SRT, "Calculated") (G-A1F8, SRT, "Topographical Modifier")=(G-A119, SRT, "Distal")
SYST VEL/DIAST VEL	(12144-2, LN, "Systolic to Diastolic Velocity Ratio")	(T-47040, SRT, "Artery of Lower Extremity") (T-47500, SRT, "Popliteal Artery")	(G-C171, SRT, "Laterality")=(G-A100, SRT, "Right") (121401, DCM, "Derivation")=(R-41D2D, SRT, "Calculated") (G-A1F8, SRT, "Topographical Modifier")=(G-A119, SRT, "Distal")
DIAST VEL/SYST VEL	(MN-28, ESAOTE_P1, "Diastolic To Systolic Velocity Ratio")	(T-47040, SRT, "Artery of Lower Extremity") (T-47500, SRT, "Popliteal Artery")	(G-C171, SRT, "Laterality")=(G-A100, SRT, "Right") (121401, DCM, "Derivation")=(R-41D2D, SRT, "Calculated") (G-A1F8, SRT, "Topographical Modifier")=(G-A119, SRT, "Distal")
R PTA PROXIMAL			
R PTA PROX PS VEL	(11726-7, LN, "Peak Systolic Velocity")	(T-47040, SRT, "Artery of Lower Extremity") (T-47600, SRT, "Posterior Tibial Artery")	(G-C171, SRT, "Laterality")=(G-A100, SRT, "Right") (121401, DCM, "Derivation")=(R-00355, SRT, "Point source measurement") (G-A1F8, SRT, "Topographical Modifier")=(G-A118, SRT, "Proximal")
R PTA PROX ED VEL	(11653-3, LN, "End Diastolic Velocity")	(T-47040, SRT, "Artery of Lower Extremity") (T-47600, SRT, "Posterior Tibial Artery")	(G-C171, SRT, "Laterality")=(G-A100, SRT, "Right") (121401, DCM, "Derivation")=(R-00355, SRT, "Point source measurement") (G-A1F8, SRT, "Topographical Modifier")=(G-A118, SRT, "Proximal")
R PTA PROX FVI			
FVI	(20354-7, LN, "Velocity Time Integral")	(T-47040, SRT, "Artery of Lower Extremity") (T-47600, SRT, "Posterior Tibial Artery")	(G-C171, SRT, "Laterality")=(G-A100, SRT, "Right") (121401, DCM, "Derivation")=(R-41D2D, SRT, "Calculated") (G-A1F8, SRT, "Topographical Modifier")=(G-A118, SRT, "Proximal")
PULSATILITY INDEX	(12008-9, LN, "Pulsatility Index")	(T-47040, SRT, "Artery of Lower Extremity") (T-47600, SRT, "Posterior Tibial Artery")	(G-C171, SRT, "Laterality")=(G-A100, SRT, "Right") (121401, DCM, "Derivation")=(R-41D2D, SRT, "Calculated") (G-A1F8, SRT, "Topographical Modifier")=(G-A118, SRT, "Proximal")
RESISTIVE INDEX	(12023-8, LN, "Resistivity Index")	(T-47040, SRT, "Artery of Lower Extremity") (T-47600, SRT, "Posterior Tibial Artery")	(G-C171, SRT, "Laterality")=(G-A100, SRT, "Right") (121401, DCM, "Derivation")=(R-41D2D, SRT, "Calculated") (G-A1F8, SRT, "Topographical Modifier")=(G-A118, SRT, "Proximal")
PEAK VELOCITY	(11726-7, LN, "Peak Systolic Velocity")	(T-47040, SRT, "Artery of Lower Extremity") (T-47600, SRT, "Posterior Tibial Artery")	(G-C171, SRT, "Laterality")=(G-A100, SRT, "Right") (121401, DCM, "Derivation")=(R-41D2D, SRT, "Calculated") (G-A1F8, SRT, "Topographical Modifier")=(G-A118, SRT, "Proximal")
MEAN VELOCITY	(MN-25, ESAOTE_P1, "Time Averaged Velocity")	(T-47040, SRT, "Artery of Lower Extremity") (T-47600, SRT, "Posterior Tibial Artery")	(G-C171, SRT, "Laterality")=(G-A100, SRT, "Right") (121401, DCM, "Derivation")=(R-41D2D, SRT, "Calculated") (G-A1F8, SRT, "Topographical Modifier")=(G-A118, SRT, "Proximal")
REVERSE VELOCITY	(MN-27, ESAOTE_P1, "Reverse Velocity")	(T-47040, SRT, "Artery of Lower Extremity")	(G-C171, SRT, "Laterality")=(G-A100, SRT, "Right") (121401, DCM, "Derivation")=(R-41D2D, SRT, "Calculated") (G-A1F8, SRT, "Topographical Modifier")=(G-A118, SRT, "Proximal")

<i>ESAOTE MEASURE</i>	<i>BASE MEAS. CONCEPT NAME</i>	<i>SECTION</i>	<i>CONCEPT OR ACQUISITION CONTEXT MODIFIERS</i>
		(T-47600,SRT, "Posterior Tibial Artery")	
DIASTOLIC VELOCITY	(11653-3,LN, "End Diastolic Velocity")	(T-47040,SRT, "Artery of Lower Extremity") (T-47600,SRT, "Posterior Tibial Artery")	(G-C171, SRT, "Laterality")=(G-A100,SRT, "Right") (121401, DCM, "Derivation")=(R-41D2D,SRT, "Calculated") (G-A1F8, SRT, "Topographical Modifier")=(G-A118,SRT, "Proximal")
PEAK GRADIENT	(20247-3,LN, "Peak Gradient")	(T-47040,SRT, "Artery of Lower Extremity") (T-47600,SRT, "Posterior Tibial Artery")	(G-C171, SRT, "Laterality")=(G-A100,SRT, "Right") (121401, DCM, "Derivation")=(R-41D2D,SRT, "Calculated") (G-A1F8, SRT, "Topographical Modifier")=(G-A118,SRT, "Proximal")
MEAN GRADIENT	(20256-4,LN, "Mean Gradient")	(T-47040,SRT, "Artery of Lower Extremity") (T-47600,SRT, "Posterior Tibial Artery")	(G-C171, SRT, "Laterality")=(G-A100,SRT, "Right") (121401, DCM, "Derivation")=(R-41D2D,SRT, "Calculated") (G-A1F8, SRT, "Topographical Modifier")=(G-A118,SRT, "Proximal")
ACCELERATION	(MN-04,ESAOTE_P1, "Acceleration")	(T-47040,SRT, "Artery of Lower Extremity") (T-47600,SRT, "Posterior Tibial Artery")	(G-C171, SRT, "Laterality")=(G-A100,SRT, "Right") (121401, DCM, "Derivation")=(R-41D2D,SRT, "Calculated") (G-A1F8, SRT, "Topographical Modifier")=(G-A118,SRT, "Proximal")
ACCELERATION TIME	(20168-1,LN, "Acceleration Time")	(T-47040,SRT, "Artery of Lower Extremity") (T-47600,SRT, "Posterior Tibial Artery")	(G-C171, SRT, "Laterality")=(G-A100,SRT, "Right") (121401, DCM, "Derivation")=(R-41D2D,SRT, "Calculated") (G-A1F8, SRT, "Topographical Modifier")=(G-A118,SRT, "Proximal")
SYST VEL/DIAST VEL	(12144-2,LN, "Systolic to Diastolic Velocity Ratio")	(T-47040,SRT, "Artery of Lower Extremity") (T-47600,SRT, "Posterior Tibial Artery")	(G-C171, SRT, "Laterality")=(G-A100,SRT, "Right") (121401, DCM, "Derivation")=(R-41D2D,SRT, "Calculated") (G-A1F8, SRT, "Topographical Modifier")=(G-A118,SRT, "Proximal")
DIAST VEL/SYST VEL	(MN-28,ESAOTE_P1, "Diastolic To Systolic Velocity Ratio")	(T-47040,SRT, "Artery of Lower Extremity") (T-47600,SRT, "Posterior Tibial Artery")	(G-C171, SRT, "Laterality")=(G-A100,SRT, "Right") (121401, DCM, "Derivation")=(R-41D2D,SRT, "Calculated") (G-A1F8, SRT, "Topographical Modifier")=(G-A118,SRT, "Proximal")
R PTA MID			
R PTA MID PS VEL	(11726-7,LN, "Peak Systolic Velocity")	(T-47040,SRT, "Artery of Lower Extremity") (T-47600,SRT, "Posterior Tibial Artery")	(G-C171, SRT, "Laterality")=(G-A100,SRT, "Right") (121401, DCM, "Derivation")=(R-00355,SRT, "Point source measurement") (G-A1F8, SRT, "Topographical Modifier")=(G-A188,SRT, "Mid-longitudinal")
R PTA MID ED VEL	(11653-3,LN, "End Diastolic Velocity")	(T-47040,SRT, "Artery of Lower Extremity") (T-47600,SRT, "Posterior Tibial Artery")	(G-C171, SRT, "Laterality")=(G-A100,SRT, "Right") (121401, DCM, "Derivation")=(R-00355,SRT, "Point source measurement") (G-A1F8, SRT, "Topographical Modifier")=(G-A188,SRT, "Mid-longitudinal")
R PTA MID FVI			
FVI	(20354-7,LN, "Velocity Time Integral")	(T-47040,SRT, "Artery of Lower Extremity") (T-47600,SRT, "Posterior Tibial Artery")	(G-C171, SRT, "Laterality")=(G-A100,SRT, "Right") (121401, DCM, "Derivation")=(R-41D2D,SRT, "Calculated") (G-A1F8, SRT, "Topographical Modifier")=(G-A188,SRT, "Mid-longitudinal")

<i>ESAOTE MEASURE</i>	<i>BASE MEAS. CONCEPT NAME</i>	<i>SECTION</i>	<i>CONCEPT OR ACQUISITION CONTEXT MODIFIERS</i>
		Artery")	
PULSATILITY INDEX	(12008-9, LN, "Pulsatility Index")	(T-47040, SRT, "Artery of Lower Extremity") (T-47600, SRT, "Posterior Tibial Artery")	(G-C171, SRT, "Laterality")=(G-A100, SRT, "Right") (121401, DCM, "Derivation")=(R-41D2D, SRT, "Calculated") (G-A1F8, SRT, "Topographical Modifier")=(G-A188, SRT, "Mid-longitudinal")
RESISTIVE INDEX	(12023-8, LN, "Resistivity Index")	(T-47040, SRT, "Artery of Lower Extremity") (T-47600, SRT, "Posterior Tibial Artery")	(G-C171, SRT, "Laterality")=(G-A100, SRT, "Right") (121401, DCM, "Derivation")=(R-41D2D, SRT, "Calculated") (G-A1F8, SRT, "Topographical Modifier")=(G-A188, SRT, "Mid-longitudinal")
PEAK VELOCITY	(11726-7, LN, "Peak Systolic Velocity")	(T-47040, SRT, "Artery of Lower Extremity") (T-47600, SRT, "Posterior Tibial Artery")	(G-C171, SRT, "Laterality")=(G-A100, SRT, "Right") (121401, DCM, "Derivation")=(R-41D2D, SRT, "Calculated") (G-A1F8, SRT, "Topographical Modifier")=(G-A188, SRT, "Mid-longitudinal")
MEAN VELOCITY	(MN-25, ESAOTE_P1, "Time Averaged Velocity")	(T-47040, SRT, "Artery of Lower Extremity") (T-47600, SRT, "Posterior Tibial Artery")	(G-C171, SRT, "Laterality")=(G-A100, SRT, "Right") (121401, DCM, "Derivation")=(R-41D2D, SRT, "Calculated") (G-A1F8, SRT, "Topographical Modifier")=(G-A188, SRT, "Mid-longitudinal")
REVERSE VELOCITY	(MN-27, ESAOTE_P1, "Reverse Velocity")	(T-47040, SRT, "Artery of Lower Extremity") (T-47600, SRT, "Posterior Tibial Artery")	(G-C171, SRT, "Laterality")=(G-A100, SRT, "Right") (121401, DCM, "Derivation")=(R-41D2D, SRT, "Calculated") (G-A1F8, SRT, "Topographical Modifier")=(G-A188, SRT, "Mid-longitudinal")
DIASTOLIC VELOCITY	(11653-3, LN, "End Diastolic Velocity")	(T-47040, SRT, "Artery of Lower Extremity") (T-47600, SRT, "Posterior Tibial Artery")	(G-C171, SRT, "Laterality")=(G-A100, SRT, "Right") (121401, DCM, "Derivation")=(R-41D2D, SRT, "Calculated") (G-A1F8, SRT, "Topographical Modifier")=(G-A188, SRT, "Mid-longitudinal")
PEAK GRADIENT	(20247-3, LN, "Peak Gradient")	(T-47040, SRT, "Artery of Lower Extremity") (T-47600, SRT, "Posterior Tibial Artery")	(G-C171, SRT, "Laterality")=(G-A100, SRT, "Right") (121401, DCM, "Derivation")=(R-41D2D, SRT, "Calculated") (G-A1F8, SRT, "Topographical Modifier")=(G-A188, SRT, "Mid-longitudinal")
MEAN GRADIENT	(20256-4, LN, "Mean Gradient")	(T-47040, SRT, "Artery of Lower Extremity") (T-47600, SRT, "Posterior Tibial Artery")	(G-C171, SRT, "Laterality")=(G-A100, SRT, "Right") (121401, DCM, "Derivation")=(R-41D2D, SRT, "Calculated") (G-A1F8, SRT, "Topographical Modifier")=(G-A188, SRT, "Mid-longitudinal")
ACCELERATION	(MN-04, ESAOTE_P1, "Acceleration")	(T-47040, SRT, "Artery of Lower Extremity") (T-47600, SRT, "Posterior Tibial Artery")	(G-C171, SRT, "Laterality")=(G-A100, SRT, "Right") (121401, DCM, "Derivation")=(R-41D2D, SRT, "Calculated") (G-A1F8, SRT, "Topographical Modifier")=(G-A188, SRT, "Mid-longitudinal")
ACCELERATION TIME	(20168-1, LN, "Acceleration Time")	(T-47040, SRT, "Artery of Lower Extremity") (T-47600, SRT, "Posterior Tibial Artery")	(G-C171, SRT, "Laterality")=(G-A100, SRT, "Right") (121401, DCM, "Derivation")=(R-41D2D, SRT, "Calculated") (G-A1F8, SRT, "Topographical Modifier")=(G-A188, SRT, "Mid-longitudinal")
SYST VEL/DIAST VEL	(12144-2, LN, "Systolic to Diastolic Velocity Ratio")	(T-47040, SRT, "Artery of Lower Extremity") (T-47600, SRT,	(G-C171, SRT, "Laterality")=(G-A100, SRT, "Right") (121401, DCM, "Derivation")=(R-41D2D, SRT, "Calculated") (G-A1F8, SRT, "Topographical Modifier")=(G-A188, SRT, "Mid-longitudinal")

ESAOTE MEASURE	BASE MEAS. CONCEPT NAME	SECTION	CONCEPT OR ACQUISITION CONTEXT MODIFIERS
		"Posterior Tibial Artery")	
DIAST VEL/SYST VEL	(MN-28,ESAOTE_P1, "Diastolic To Systolic Velocity Ratio")	(T-47040,SRT, "Artery of Lower Extremity") (T-47600,SRT, "Posterior Tibial Artery")	(G-C171, SRT, "Laterality")=(G-A100,SRT, "Right") (121401, DCM, "Derivation")=(R-41D2D,SRT, "Calculated") (G-A1F8, SRT, "Topographical Modifier")=(G-A188,SRT, "Mid-longitudinal")
R PTA DISTAL			
R PTA DIS PS VEL	(11726-7,LN, "Peak Systolic Velocity")	(T-47040,SRT, "Artery of Lower Extremity") (T-47600,SRT, "Posterior Tibial Artery")	(G-C171, SRT, "Laterality")=(G-A100,SRT, "Right") (121401, DCM, "Derivation")=(R-00355,SRT, "Point source measurement") (G-A1F8, SRT, "Topographical Modifier")=(G-A119,SRT, "Distal")
R PTA DIS ED VEL	(11653-3,LN, "End Diastolic Velocity")	(T-47040,SRT, "Artery of Lower Extremity") (T-47600,SRT, "Posterior Tibial Artery")	(G-C171, SRT, "Laterality")=(G-A100,SRT, "Right") (121401, DCM, "Derivation")=(R-00355,SRT, "Point source measurement") (G-A1F8, SRT, "Topographical Modifier")=(G-A119,SRT, "Distal")
R PTA DIS FVI			
FVI	(20354-7,LN, "Velocity Time Integral")	(T-47040,SRT, "Artery of Lower Extremity") (T-47600,SRT, "Posterior Tibial Artery")	(G-C171, SRT, "Laterality")=(G-A100,SRT, "Right") (121401, DCM, "Derivation")=(R-41D2D,SRT, "Calculated") (G-A1F8, SRT, "Topographical Modifier")=(G-A119,SRT, "Distal")
PULSATILITY INDEX	(12008-9,LN, "Pulsatility Index")	(T-47040,SRT, "Artery of Lower Extremity") (T-47600,SRT, "Posterior Tibial Artery")	(G-C171, SRT, "Laterality")=(G-A100,SRT, "Right") (121401, DCM, "Derivation")=(R-41D2D,SRT, "Calculated") (G-A1F8, SRT, "Topographical Modifier")=(G-A119,SRT, "Distal")
RESISTIVE INDEX	(12023-8,LN, "Resistivity Index")	(T-47040,SRT, "Artery of Lower Extremity") (T-47600,SRT, "Posterior Tibial Artery")	(G-C171, SRT, "Laterality")=(G-A100,SRT, "Right") (121401, DCM, "Derivation")=(R-41D2D,SRT, "Calculated") (G-A1F8, SRT, "Topographical Modifier")=(G-A119,SRT, "Distal")
PEAK VELOCITY	(11726-7,LN, "Peak Systolic Velocity")	(T-47040,SRT, "Artery of Lower Extremity") (T-47600,SRT, "Posterior Tibial Artery")	(G-C171, SRT, "Laterality")=(G-A100,SRT, "Right") (121401, DCM, "Derivation")=(R-41D2D,SRT, "Calculated") (G-A1F8, SRT, "Topographical Modifier")=(G-A119,SRT, "Distal")
MEAN VELOCITY	(MN-25,ESAOTE_P1, "Time Averaged Velocity")	(T-47040,SRT, "Artery of Lower Extremity") (T-47600,SRT, "Posterior Tibial Artery")	(G-C171, SRT, "Laterality")=(G-A100,SRT, "Right") (121401, DCM, "Derivation")=(R-41D2D,SRT, "Calculated") (G-A1F8, SRT, "Topographical Modifier")=(G-A119,SRT, "Distal")
REVERSE VELOCITY	(MN-27,ESAOTE_P1, "Reverse Velocity")	(T-47040,SRT, "Artery of Lower Extremity") (T-47600,SRT, "Posterior Tibial Artery")	(G-C171, SRT, "Laterality")=(G-A100,SRT, "Right") (121401, DCM, "Derivation")=(R-41D2D,SRT, "Calculated") (G-A1F8, SRT, "Topographical Modifier")=(G-A119,SRT, "Distal")
DIASTOLIC VELOCITY	(11653-3,LN, "End Diastolic Velocity")	(T-47040,SRT, "Artery of Lower Extremity") (T-47600,SRT, "Posterior Tibial Artery")	(G-C171, SRT, "Laterality")=(G-A100,SRT, "Right") (121401, DCM, "Derivation")=(R-41D2D,SRT, "Calculated") (G-A1F8, SRT, "Topographical Modifier")=(G-A119,SRT, "Distal")

ESAOTE MEASURE	BASE MEAS. CONCEPT NAME	SECTION	CONCEPT OR ACQUISITION CONTEXT MODIFIERS
PEAK GRADIENT	(20247-3, LN, "Peak Gradient")	(T-47040, SRT, "Artery of Lower Extremity") (T-47600, SRT, "Posterior Tibial Artery")	(G-C171, SRT, "Laterality")=(G-A100, SRT, "Right") (121401, DCM, "Derivation")=(R-41D2D, SRT, "Calculated") (G-A1F8, SRT, "Topographical Modifier")=(G-A119, SRT, "Distal")
MEAN GRADIENT	(20256-4, LN, "Mean Gradient")	(T-47040, SRT, "Artery of Lower Extremity") (T-47600, SRT, "Posterior Tibial Artery")	(G-C171, SRT, "Laterality")=(G-A100, SRT, "Right") (121401, DCM, "Derivation")=(R-41D2D, SRT, "Calculated") (G-A1F8, SRT, "Topographical Modifier")=(G-A119, SRT, "Distal")
ACCELERATION	(MN-04, ESAOTE_P1, "Acceleration")	(T-47040, SRT, "Artery of Lower Extremity") (T-47600, SRT, "Posterior Tibial Artery")	(G-C171, SRT, "Laterality")=(G-A100, SRT, "Right") (121401, DCM, "Derivation")=(R-41D2D, SRT, "Calculated") (G-A1F8, SRT, "Topographical Modifier")=(G-A119, SRT, "Distal")
ACCELERATION TIME	(20168-1, LN, "Acceleration Time")	(T-47040, SRT, "Artery of Lower Extremity") (T-47600, SRT, "Posterior Tibial Artery")	(G-C171, SRT, "Laterality")=(G-A100, SRT, "Right") (121401, DCM, "Derivation")=(R-41D2D, SRT, "Calculated") (G-A1F8, SRT, "Topographical Modifier")=(G-A119, SRT, "Distal")
SYST VEL/DIAST VEL	(12144-2, LN, "Systolic to Diastolic Velocity Ratio")	(T-47040, SRT, "Artery of Lower Extremity") (T-47600, SRT, "Posterior Tibial Artery")	(G-C171, SRT, "Laterality")=(G-A100, SRT, "Right") (121401, DCM, "Derivation")=(R-41D2D, SRT, "Calculated") (G-A1F8, SRT, "Topographical Modifier")=(G-A119, SRT, "Distal")
DIAST VEL/SYST VEL	(MN-28, ESAOTE_P1, "Diastolic To Systolic Velocity Ratio")	(T-47040, SRT, "Artery of Lower Extremity") (T-47600, SRT, "Posterior Tibial Artery")	(G-C171, SRT, "Laterality")=(G-A100, SRT, "Right") (121401, DCM, "Derivation")=(R-41D2D, SRT, "Calculated") (G-A1F8, SRT, "Topographical Modifier")=(G-A119, SRT, "Distal")
R ATA PROXIMAL			
R ATA PROX PS VEL	(11726-7, LN, "Peak Systolic Velocity")	(T-47040, SRT, "Artery of Lower Extremity") (T-47700, SRT, "Anterior Tibial Artery")	(G-C171, SRT, "Laterality")=(G-A100, SRT, "Right") (121401, DCM, "Derivation")=(R-00355, SRT, "Point source measurement") (G-A1F8, SRT, "Topographical Modifier")=(G-A118, SRT, "Proximal")
R ATA PROX ED VEL	(11653-3, LN, "End Diastolic Velocity")	(T-47040, SRT, "Artery of Lower Extremity") (T-47700, SRT, "Anterior Tibial Artery")	(G-C171, SRT, "Laterality")=(G-A100, SRT, "Right") (121401, DCM, "Derivation")=(R-00355, SRT, "Point source measurement") (G-A1F8, SRT, "Topographical Modifier")=(G-A118, SRT, "Proximal")
R ATA PROX FVI			
FVI	(20354-7, LN, "Velocity Time Integral")	(T-47040, SRT, "Artery of Lower Extremity") (T-47700, SRT, "Anterior Tibial Artery")	(G-C171, SRT, "Laterality")=(G-A100, SRT, "Right") (121401, DCM, "Derivation")=(R-41D2D, SRT, "Calculated") (G-A1F8, SRT, "Topographical Modifier")=(G-A118, SRT, "Proximal")
PULSATILITY INDEX	(12008-9, LN, "Pulsatility Index")	(T-47040, SRT, "Artery of Lower Extremity") (T-47700, SRT, "Anterior Tibial Artery")	(G-C171, SRT, "Laterality")=(G-A100, SRT, "Right") (121401, DCM, "Derivation")=(R-41D2D, SRT, "Calculated") (G-A1F8, SRT, "Topographical Modifier")=(G-A118, SRT, "Proximal")
RESISTIVE INDEX	(12023-8, LN, "Resistivity Index")	(T-47040, SRT, "Artery of Lower	(G-C171, SRT, "Laterality")=(G-A100, SRT, "Right") (121401, DCM, "Derivation")=(R-41D2D, SRT, "Calculated")

ESAOTE MEASURE	BASE MEAS. CONCEPT NAME	SECTION	CONCEPT OR ACQUISITION CONTEXT MODIFIERS
		Extremity") (T-47700,SRT, "Anterior Tibial Artery")	(G-A1F8, SRT, "Topographical Modifier")=(G-A118,SRT, "Proximal")
PEAK VELOCITY	(11726-7,LN, "Peak Systolic Velocity")	(T-47040,SRT, "Artery of Lower Extremity") (T-47700,SRT, "Anterior Tibial Artery")	(G-C171, SRT, "Laterality")=(G-A100,SRT, "Right") (121401, DCM, "Derivation")=(R-41D2D,SRT, "Calculated") (G-A1F8, SRT, "Topographical Modifier")=(G-A118,SRT, "Proximal")
MEAN VELOCITY	(MN- 25,ESAOTE_P1, "Time Averaged Velocity")	(T-47040,SRT, "Artery of Lower Extremity") (T-47700,SRT, "Anterior Tibial Artery")	(G-C171, SRT, "Laterality")=(G-A100,SRT, "Right") (121401, DCM, "Derivation")=(R-41D2D,SRT, "Calculated") (G-A1F8, SRT, "Topographical Modifier")=(G-A118,SRT, "Proximal")
REVERSE VELOCITY	(MN- 27,ESAOTE_P1, "Reverse Velocity")	(T-47040,SRT, "Artery of Lower Extremity") (T-47700,SRT, "Anterior Tibial Artery")	(G-C171, SRT, "Laterality")=(G-A100,SRT, "Right") (121401, DCM, "Derivation")=(R-41D2D,SRT, "Calculated") (G-A1F8, SRT, "Topographical Modifier")=(G-A118,SRT, "Proximal")
DIASTOLIC VELOCITY	(11653-3,LN, "End Diastolic Velocity")	(T-47040,SRT, "Artery of Lower Extremity") (T-47700,SRT, "Anterior Tibial Artery")	(G-C171, SRT, "Laterality")=(G-A100,SRT, "Right") (121401, DCM, "Derivation")=(R-41D2D,SRT, "Calculated") (G-A1F8, SRT, "Topographical Modifier")=(G-A118,SRT, "Proximal")
PEAK GRADIENT	(20247-3,LN, "Peak Gradient")	(T-47040,SRT, "Artery of Lower Extremity") (T-47700,SRT, "Anterior Tibial Artery")	(G-C171, SRT, "Laterality")=(G-A100,SRT, "Right") (121401, DCM, "Derivation")=(R-41D2D,SRT, "Calculated") (G-A1F8, SRT, "Topographical Modifier")=(G-A118,SRT, "Proximal")
MEAN GRADIENT	(20256-4,LN, "Mean Gradient")	(T-47040,SRT, "Artery of Lower Extremity") (T-47700,SRT, "Anterior Tibial Artery")	(G-C171, SRT, "Laterality")=(G-A100,SRT, "Right") (121401, DCM, "Derivation")=(R-41D2D,SRT, "Calculated") (G-A1F8, SRT, "Topographical Modifier")=(G-A118,SRT, "Proximal")
ACCELERATION	(MN- 04,ESAOTE_P1, "Acceleration")	(T-47040,SRT, "Artery of Lower Extremity") (T-47700,SRT, "Anterior Tibial Artery")	(G-C171, SRT, "Laterality")=(G-A100,SRT, "Right") (121401, DCM, "Derivation")=(R-41D2D,SRT, "Calculated") (G-A1F8, SRT, "Topographical Modifier")=(G-A118,SRT, "Proximal")
ACCELERATION TIME	(20168-1,LN, "Acceleration Time")	(T-47040,SRT, "Artery of Lower Extremity") (T-47700,SRT, "Anterior Tibial Artery")	(G-C171, SRT, "Laterality")=(G-A100,SRT, "Right") (121401, DCM, "Derivation")=(R-41D2D,SRT, "Calculated") (G-A1F8, SRT, "Topographical Modifier")=(G-A118,SRT, "Proximal")
SYST VEL/DIAST VEL	(12144-2,LN, "Systolic to Diastolic Velocity Ratio")	(T-47040,SRT, "Artery of Lower Extremity") (T-47700,SRT, "Anterior Tibial Artery")	(G-C171, SRT, "Laterality")=(G-A100,SRT, "Right") (121401, DCM, "Derivation")=(R-41D2D,SRT, "Calculated") (G-A1F8, SRT, "Topographical Modifier")=(G-A118,SRT, "Proximal")
DIAST VEL/SYST VEL	(MN- 28,ESAOTE_P1, "Diastolic To Systolic Velocity Ratio")	(T-47040,SRT, "Artery of Lower Extremity") (T-47700,SRT, "Anterior Tibial Artery")	(G-C171, SRT, "Laterality")=(G-A100,SRT, "Right") (121401, DCM, "Derivation")=(R-41D2D,SRT, "Calculated") (G-A1F8, SRT, "Topographical Modifier")=(G-A118,SRT, "Proximal")
R ATA MID			

<i>ESAOTE MEASURE</i>	<i>BASE MEAS. CONCEPT NAME</i>	<i>SECTION</i>	<i>CONCEPT OR ACQUISITION CONTEXT MODIFIERS</i>
R ATA MID PS VEL	(11726-7, LN, "Peak Systolic Velocity")	(T-47040, SRT, "Artery of Lower Extremity") (T-47700, SRT, "Anterior Tibial Artery")	(G-C171, SRT, "Laterality")=(G-A100, SRT, "Right") (121401, DCM, "Derivation")=(R-00355, SRT, "Point source measurement") (G-A1F8, SRT, "Topographical Modifier")=(G-A188, SRT, "Mid-longitudinal")
R ATA MID ED VEL	(11653-3, LN, "End Diastolic Velocity")	(T-47040, SRT, "Artery of Lower Extremity") (T-47700, SRT, "Anterior Tibial Artery")	(G-C171, SRT, "Laterality")=(G-A100, SRT, "Right") (121401, DCM, "Derivation")=(R-00355, SRT, "Point source measurement") (G-A1F8, SRT, "Topographical Modifier")=(G-A188, SRT, "Mid-longitudinal")
R ATA MID FVI			
FVI	(20354-7, LN, "Velocity Time Integral")	(T-47040, SRT, "Artery of Lower Extremity") (T-47700, SRT, "Anterior Tibial Artery")	(G-C171, SRT, "Laterality")=(G-A100, SRT, "Right") (121401, DCM, "Derivation")=(R-41D2D, SRT, "Calculated") (G-A1F8, SRT, "Topographical Modifier")=(G-A188, SRT, "Mid-longitudinal")
PULSATILITY INDEX	(12008-9, LN, "Pulsatility Index")	(T-47040, SRT, "Artery of Lower Extremity") (T-47700, SRT, "Anterior Tibial Artery")	(G-C171, SRT, "Laterality")=(G-A100, SRT, "Right") (121401, DCM, "Derivation")=(R-41D2D, SRT, "Calculated") (G-A1F8, SRT, "Topographical Modifier")=(G-A188, SRT, "Mid-longitudinal")
RESISTIVE INDEX	(12023-8, LN, "Resistivity Index")	(T-47040, SRT, "Artery of Lower Extremity") (T-47700, SRT, "Anterior Tibial Artery")	(G-C171, SRT, "Laterality")=(G-A100, SRT, "Right") (121401, DCM, "Derivation")=(R-41D2D, SRT, "Calculated") (G-A1F8, SRT, "Topographical Modifier")=(G-A188, SRT, "Mid-longitudinal")
PEAK VELOCITY	(11726-7, LN, "Peak Systolic Velocity")	(T-47040, SRT, "Artery of Lower Extremity") (T-47700, SRT, "Anterior Tibial Artery")	(G-C171, SRT, "Laterality")=(G-A100, SRT, "Right") (121401, DCM, "Derivation")=(R-41D2D, SRT, "Calculated") (G-A1F8, SRT, "Topographical Modifier")=(G-A188, SRT, "Mid-longitudinal")
MEAN VELOCITY	(MN-25, ESAOTE_P1, "Time Averaged Velocity")	(T-47040, SRT, "Artery of Lower Extremity") (T-47700, SRT, "Anterior Tibial Artery")	(G-C171, SRT, "Laterality")=(G-A100, SRT, "Right") (121401, DCM, "Derivation")=(R-41D2D, SRT, "Calculated") (G-A1F8, SRT, "Topographical Modifier")=(G-A188, SRT, "Mid-longitudinal")
REVERSE VELOCITY	(MN-27, ESAOTE_P1, "Reverse Velocity")	(T-47040, SRT, "Artery of Lower Extremity") (T-47700, SRT, "Anterior Tibial Artery")	(G-C171, SRT, "Laterality")=(G-A100, SRT, "Right") (121401, DCM, "Derivation")=(R-41D2D, SRT, "Calculated") (G-A1F8, SRT, "Topographical Modifier")=(G-A188, SRT, "Mid-longitudinal")
DIASTOLIC VELOCITY	(11653-3, LN, "End Diastolic Velocity")	(T-47040, SRT, "Artery of Lower Extremity") (T-47700, SRT, "Anterior Tibial Artery")	(G-C171, SRT, "Laterality")=(G-A100, SRT, "Right") (121401, DCM, "Derivation")=(R-41D2D, SRT, "Calculated") (G-A1F8, SRT, "Topographical Modifier")=(G-A188, SRT, "Mid-longitudinal")
PEAK GRADIENT	(20247-3, LN, "Peak Gradient")	(T-47040, SRT, "Artery of Lower Extremity") (T-47700, SRT, "Anterior Tibial Artery")	(G-C171, SRT, "Laterality")=(G-A100, SRT, "Right") (121401, DCM, "Derivation")=(R-41D2D, SRT, "Calculated") (G-A1F8, SRT, "Topographical Modifier")=(G-A188, SRT, "Mid-longitudinal")
MEAN GRADIENT	(20256-4, LN, "Mean Gradient")	(T-47040, SRT, "Artery of Lower Extremity") (T-47700, SRT, "Anterior Tibial Artery")	(G-C171, SRT, "Laterality")=(G-A100, SRT, "Right") (121401, DCM, "Derivation")=(R-41D2D, SRT, "Calculated") (G-A1F8, SRT, "Topographical Modifier")=(G-A188, SRT, "Mid-longitudinal")

<i>ESAOTE MEASURE</i>	<i>BASE MEAS. CONCEPT NAME</i>	<i>SECTION</i>	<i>CONCEPT OR ACQUISITION CONTEXT MODIFIERS</i>
		"Anterior Tibial Artery")	
ACCELERATION	(MN-04,ESAOTE_P1, "Acceleration")	(T-47040,SRT, "Artery of Lower Extremity") (T-47700,SRT, "Anterior Tibial Artery")	(G-C171, SRT, "Laterality")=(G-A100,SRT, "Right") (121401, DCM, "Derivation")=(R-41D2D,SRT, "Calculated") (G-A1F8, SRT, "Topographical Modifier")=(G-A188,SRT, "Mid-longitudinal")
ACCELERATION TIME	(20168-1,LN, "Acceleration Time")	(T-47040,SRT, "Artery of Lower Extremity") (T-47700,SRT, "Anterior Tibial Artery")	(G-C171, SRT, "Laterality")=(G-A100,SRT, "Right") (121401, DCM, "Derivation")=(R-41D2D,SRT, "Calculated") (G-A1F8, SRT, "Topographical Modifier")=(G-A188,SRT, "Mid-longitudinal")
SYST VEL/DIAST VEL	(12144-2,LN, "Systolic to Diastolic Velocity Ratio")	(T-47040,SRT, "Artery of Lower Extremity") (T-47700,SRT, "Anterior Tibial Artery")	(G-C171, SRT, "Laterality")=(G-A100,SRT, "Right") (121401, DCM, "Derivation")=(R-41D2D,SRT, "Calculated") (G-A1F8, SRT, "Topographical Modifier")=(G-A188,SRT, "Mid-longitudinal")
DIAST VEL/SYST VEL	(MN-28,ESAOTE_P1, "Diastolic To Systolic Velocity Ratio")	(T-47040,SRT, "Artery of Lower Extremity") (T-47700,SRT, "Anterior Tibial Artery")	(G-C171, SRT, "Laterality")=(G-A100,SRT, "Right") (121401, DCM, "Derivation")=(R-41D2D,SRT, "Calculated") (G-A1F8, SRT, "Topographical Modifier")=(G-A188,SRT, "Mid-longitudinal")
R ATA DISTAL			
R ATA DIS PS VEL	(11726-7,LN, "Peak Systolic Velocity")	(T-47040,SRT, "Artery of Lower Extremity") (T-47700,SRT, "Anterior Tibial Artery")	(G-C171, SRT, "Laterality")=(G-A100,SRT, "Right") (121401, DCM, "Derivation")=(R-00355,SRT, "Point source measurement") (G-A1F8, SRT, "Topographical Modifier")=(G-A119,SRT, "Distal")
R ATA DIS ED VEL	(11653-3,LN, "End Diastolic Velocity")	(T-47040,SRT, "Artery of Lower Extremity") (T-47700,SRT, "Anterior Tibial Artery")	(G-C171, SRT, "Laterality")=(G-A100,SRT, "Right") (121401, DCM, "Derivation")=(R-00355,SRT, "Point source measurement") (G-A1F8, SRT, "Topographical Modifier")=(G-A119,SRT, "Distal")
	R ATA DIS FVI		
FVI	(20354-7,LN, "Velocity Time Integral")	(T-47040,SRT, "Artery of Lower Extremity") (T-47700,SRT, "Anterior Tibial Artery")	(G-C171, SRT, "Laterality")=(G-A100,SRT, "Right") (121401, DCM, "Derivation")=(R-41D2D,SRT, "Calculated") (G-A1F8, SRT, "Topographical Modifier")=(G-A119,SRT, "Distal")
PULSATILITY INDEX	(12008-9,LN, "Pulsatility Index")	(T-47040,SRT, "Artery of Lower Extremity") (T-47700,SRT, "Anterior Tibial Artery")	(G-C171, SRT, "Laterality")=(G-A100,SRT, "Right") (121401, DCM, "Derivation")=(R-41D2D,SRT, "Calculated") (G-A1F8, SRT, "Topographical Modifier")=(G-A119,SRT, "Distal")
RESISTIVE INDEX	(12023-8,LN, "Resistivity Index")	(T-47040,SRT, "Artery of Lower Extremity") (T-47700,SRT, "Anterior Tibial Artery")	(G-C171, SRT, "Laterality")=(G-A100,SRT, "Right") (121401, DCM, "Derivation")=(R-41D2D,SRT, "Calculated") (G-A1F8, SRT, "Topographical Modifier")=(G-A119,SRT, "Distal")
PEAK VELOCITY	(11726-7,LN, "Peak Systolic Velocity")	(T-47040,SRT, "Artery of Lower Extremity") (T-47700,SRT, "Anterior Tibial Artery")	(G-C171, SRT, "Laterality")=(G-A100,SRT, "Right") (121401, DCM, "Derivation")=(R-41D2D,SRT, "Calculated") (G-A1F8, SRT, "Topographical Modifier")=(G-A119,SRT, "Distal")

<i>ESAOTE MEASURE</i>	<i>BASE MEAS. CONCEPT NAME</i>	<i>SECTION</i>	<i>CONCEPT OR ACQUISITION CONTEXT MODIFIERS</i>
MEAN VELOCITY	(MN-25,ESAOTE_P1, "Time Averaged Velocity")	(T-47040,SRT, "Artery of Lower Extremity") (T-47700,SRT, "Anterior Tibial Artery")	(G-C171, SRT, "Laterality")=(G-A100,SRT, "Right") (121401, DCM, "Derivation")=(R-41D2D,SRT, "Calculated") (G-A1F8, SRT, "Topographical Modifier")=(G-A119,SRT, "Distal")
REVERSE VELOCITY	(MN-27,ESAOTE_P1, "Reverse Velocity")	(T-47040,SRT, "Artery of Lower Extremity") (T-47700,SRT, "Anterior Tibial Artery")	(G-C171, SRT, "Laterality")=(G-A100,SRT, "Right") (121401, DCM, "Derivation")=(R-41D2D,SRT, "Calculated") (G-A1F8, SRT, "Topographical Modifier")=(G-A119,SRT, "Distal")
DIASTOLIC VELOCITY	(11653-3,LN, "End Diastolic Velocity")	(T-47040,SRT, "Artery of Lower Extremity") (T-47700,SRT, "Anterior Tibial Artery")	(G-C171, SRT, "Laterality")=(G-A100,SRT, "Right") (121401, DCM, "Derivation")=(R-41D2D,SRT, "Calculated") (G-A1F8, SRT, "Topographical Modifier")=(G-A119,SRT, "Distal")
PEAK GRADIENT	(20247-3,LN, "Peak Gradient")	(T-47040,SRT, "Artery of Lower Extremity") (T-47700,SRT, "Anterior Tibial Artery")	(G-C171, SRT, "Laterality")=(G-A100,SRT, "Right") (121401, DCM, "Derivation")=(R-41D2D,SRT, "Calculated") (G-A1F8, SRT, "Topographical Modifier")=(G-A119,SRT, "Distal")
MEAN GRADIENT	(20256-4,LN, "Mean Gradient")	(T-47040,SRT, "Artery of Lower Extremity") (T-47700,SRT, "Anterior Tibial Artery")	(G-C171, SRT, "Laterality")=(G-A100,SRT, "Right") (121401, DCM, "Derivation")=(R-41D2D,SRT, "Calculated") (G-A1F8, SRT, "Topographical Modifier")=(G-A119,SRT, "Distal")
ACCELERATION	(MN-04,ESAOTE_P1, "Acceleration")	(T-47040,SRT, "Artery of Lower Extremity") (T-47700,SRT, "Anterior Tibial Artery")	(G-C171, SRT, "Laterality")=(G-A100,SRT, "Right") (121401, DCM, "Derivation")=(R-41D2D,SRT, "Calculated") (G-A1F8, SRT, "Topographical Modifier")=(G-A119,SRT, "Distal")
ACCELERATION TIME	(20168-1,LN, "Acceleration Time")	(T-47040,SRT, "Artery of Lower Extremity") (T-47700,SRT, "Anterior Tibial Artery")	(G-C171, SRT, "Laterality")=(G-A100,SRT, "Right") (121401, DCM, "Derivation")=(R-41D2D,SRT, "Calculated") (G-A1F8, SRT, "Topographical Modifier")=(G-A119,SRT, "Distal")
SYST VEL/DIAST VEL	(12144-2,LN, "Systolic to Diastolic Velocity Ratio")	(T-47040,SRT, "Artery of Lower Extremity") (T-47700,SRT, "Anterior Tibial Artery")	(G-C171, SRT, "Laterality")=(G-A100,SRT, "Right") (121401, DCM, "Derivation")=(R-41D2D,SRT, "Calculated") (G-A1F8, SRT, "Topographical Modifier")=(G-A119,SRT, "Distal")
DIAST VEL/SYST VEL	(MN-28,ESAOTE_P1, "Diastolic To Systolic Velocity Ratio")	(T-47040,SRT, "Artery of Lower Extremity") (T-47700,SRT, "Anterior Tibial Artery")	(G-C171, SRT, "Laterality")=(G-A100,SRT, "Right") (121401, DCM, "Derivation")=(R-41D2D,SRT, "Calculated") (G-A1F8, SRT, "Topographical Modifier")=(G-A119,SRT, "Distal")
R PeA PROXIMAL			
R PeA PROX PS VEL	(11726-7,LN, "Peak Systolic Velocity")	(T-47040,SRT, "Artery of Lower Extremity") (T-47630,SRT, "Peroneal Artery")	(G-C171, SRT, "Laterality")=(G-A100,SRT, "Right") (121401, DCM, "Derivation")=(R-00355,SRT, "Point source measurement") (G-A1F8, SRT, "Topographical Modifier")=(G-A118,SRT, "Proximal")
R PeA PROX ED VEL	(11653-3,LN, "End Diastolic Velocity")	(T-47040,SRT, "Artery of Lower Extremity") (T-47630,SRT, "Peroneal Artery")	(G-C171, SRT, "Laterality")=(G-A100,SRT, "Right") (121401, DCM, "Derivation")=(R-00355,SRT, "Point source measurement") (G-A1F8, SRT, "Topographical Modifier")=(G-A118,SRT, "Proximal")

ESAOTE MEASURE	BASE MEAS. CONCEPT NAME	SECTION	CONCEPT OR ACQUISITION CONTEXT MODIFIERS
R PeA PROX FVI			
FVI	(20354-7, LN, "Velocity Time Integral")	(T-47040, SRT, "Artery of Lower Extremity") (T-47630, SRT, "Peroneal Artery")	(G-C171, SRT, "Laterality")=(G-A100, SRT, "Right") (121401, DCM, "Derivation")=(R-41D2D, SRT, "Calculated") (G-A1F8, SRT, "Topographical Modifier")=(G-A118, SRT, "Proximal")
PULSATILITY INDEX	(12008-9, LN, "Pulsatility Index")	(T-47040, SRT, "Artery of Lower Extremity") (T-47630, SRT, "Peroneal Artery")	(G-C171, SRT, "Laterality")=(G-A100, SRT, "Right") (121401, DCM, "Derivation")=(R-41D2D, SRT, "Calculated") (G-A1F8, SRT, "Topographical Modifier")=(G-A118, SRT, "Proximal")
RESISTIVE INDEX	(12023-8, LN, "Resistivity Index")	(T-47040, SRT, "Artery of Lower Extremity") (T-47630, SRT, "Peroneal Artery")	(G-C171, SRT, "Laterality")=(G-A100, SRT, "Right") (121401, DCM, "Derivation")=(R-41D2D, SRT, "Calculated") (G-A1F8, SRT, "Topographical Modifier")=(G-A118, SRT, "Proximal")
PEAK VELOCITY	(11726-7, LN, "Peak Systolic Velocity")	(T-47040, SRT, "Artery of Lower Extremity") (T-47630, SRT, "Peroneal Artery")	(G-C171, SRT, "Laterality")=(G-A100, SRT, "Right") (121401, DCM, "Derivation")=(R-41D2D, SRT, "Calculated") (G-A1F8, SRT, "Topographical Modifier")=(G-A118, SRT, "Proximal")
MEAN VELOCITY	(MN-25, ESAOTE_P1, "Time Averaged Velocity")	(T-47040, SRT, "Artery of Lower Extremity") (T-47630, SRT, "Peroneal Artery")	(G-C171, SRT, "Laterality")=(G-A100, SRT, "Right") (121401, DCM, "Derivation")=(R-41D2D, SRT, "Calculated") (G-A1F8, SRT, "Topographical Modifier")=(G-A118, SRT, "Proximal")
REVERSE VELOCITY	(MN-27, ESAOTE_P1, "Reverse Velocity")	(T-47040, SRT, "Artery of Lower Extremity") (T-47630, SRT, "Peroneal Artery")	(G-C171, SRT, "Laterality")=(G-A100, SRT, "Right") (121401, DCM, "Derivation")=(R-41D2D, SRT, "Calculated") (G-A1F8, SRT, "Topographical Modifier")=(G-A118, SRT, "Proximal")
DIASTOLIC VELOCITY	(11653-3, LN, "End Diastolic Velocity")	(T-47040, SRT, "Artery of Lower Extremity") (T-47630, SRT, "Peroneal Artery")	(G-C171, SRT, "Laterality")=(G-A100, SRT, "Right") (121401, DCM, "Derivation")=(R-41D2D, SRT, "Calculated") (G-A1F8, SRT, "Topographical Modifier")=(G-A118, SRT, "Proximal")
PEAK GRADIENT	(20247-3, LN, "Peak Gradient")	(T-47040, SRT, "Artery of Lower Extremity") (T-47630, SRT, "Peroneal Artery")	(G-C171, SRT, "Laterality")=(G-A100, SRT, "Right") (121401, DCM, "Derivation")=(R-41D2D, SRT, "Calculated") (G-A1F8, SRT, "Topographical Modifier")=(G-A118, SRT, "Proximal")
MEAN GRADIENT	(20256-4, LN, "Mean Gradient")	(T-47040, SRT, "Artery of Lower Extremity") (T-47630, SRT, "Peroneal Artery")	(G-C171, SRT, "Laterality")=(G-A100, SRT, "Right") (121401, DCM, "Derivation")=(R-41D2D, SRT, "Calculated") (G-A1F8, SRT, "Topographical Modifier")=(G-A118, SRT, "Proximal")
ACCELERATION	(MN-04, ESAOTE_P1, "Acceleration")	(T-47040, SRT, "Artery of Lower Extremity") (T-47630, SRT, "Peroneal Artery")	(G-C171, SRT, "Laterality")=(G-A100, SRT, "Right") (121401, DCM, "Derivation")=(R-41D2D, SRT, "Calculated") (G-A1F8, SRT, "Topographical Modifier")=(G-A118, SRT, "Proximal")
ACCELERATION TIME	(20168-1, LN, "Acceleration Time")	(T-47040, SRT, "Artery of Lower Extremity") (T-47630, SRT, "Peroneal Artery")	(G-C171, SRT, "Laterality")=(G-A100, SRT, "Right") (121401, DCM, "Derivation")=(R-41D2D, SRT, "Calculated") (G-A1F8, SRT, "Topographical Modifier")=(G-A118, SRT, "Proximal")
SYST VEL/DIAST VEL	(12144-2, LN, "Systolic to Diastolic Velocity Ratio")	(T-47040, SRT, "Artery of Lower Extremity") (T-47630, SRT, "Peroneal Artery")	(G-C171, SRT, "Laterality")=(G-A100, SRT, "Right") (121401, DCM, "Derivation")=(R-41D2D, SRT, "Calculated") (G-A1F8, SRT, "Topographical Modifier")=(G-A118, SRT, "Proximal")
DIAST VEL/SYST VEL	(MN-28, ESAOTE_P1, "Diastolic To")	(T-47040, SRT, "Artery of Lower Extremity")	(G-C171, SRT, "Laterality")=(G-A100, SRT, "Right") (121401, DCM, "Derivation")=(R-41D2D, SRT, "Calculated") (G-A1F8, SRT, "Topographical Modifier")=(G-A118, SRT, "Proximal")

ESAOTE MEASURE	BASE MEAS. CONCEPT NAME	SECTION	CONCEPT OR ACQUISITION CONTEXT MODIFIERS
	Systolic Velocity Ratio")	(T-47630,SRT, "Peroneal Artery")	
R PeA MID			
R PeA MID PS VEL	(11726-7,LN, "Peak Systolic Velocity")	(T-47040,SRT, "Artery of Lower Extremity") (T-47630,SRT, "Peroneal Artery")	(G-C171, SRT, "Laterality")=(G-A100,SRT, "Right") (121401, DCM, "Derivation")=(R-00355,SRT, "Point source measurement") (G-A1F8, SRT, "Topographical Modifier")=(G-A188,SRT, "Mid-longitudinal")
R PeA MID ED VEL	(11653-3,LN, "End Diastolic Velocity")	(T-47040,SRT, "Artery of Lower Extremity") (T-47630,SRT, "Peroneal Artery")	(G-C171, SRT, "Laterality")=(G-A100,SRT, "Right") (121401, DCM, "Derivation")=(R-00355,SRT, "Point source measurement") (G-A1F8, SRT, "Topographical Modifier")=(G-A188,SRT, "Mid-longitudinal")
R PeA MID FVI			
FVI	(20354-7,LN, "Velocity Time Integral")	(T-47040,SRT, "Artery of Lower Extremity") (T-47630,SRT, "Peroneal Artery")	(G-C171, SRT, "Laterality")=(G-A100,SRT, "Right") (121401, DCM, "Derivation")=(R-41D2D,SRT, "Calculated") (G-A1F8, SRT, "Topographical Modifier")=(G-A188,SRT, "Mid-longitudinal")
PULSATILITY INDEX	(12008-9,LN, "Pulsatility Index")	(T-47040,SRT, "Artery of Lower Extremity") (T-47630,SRT, "Peroneal Artery")	(G-C171, SRT, "Laterality")=(G-A100,SRT, "Right") (121401, DCM, "Derivation")=(R-41D2D,SRT, "Calculated") (G-A1F8, SRT, "Topographical Modifier")=(G-A188,SRT, "Mid-longitudinal")
RESISTIVE INDEX	(12023-8,LN, "Resistivity Index")	(T-47040,SRT, "Artery of Lower Extremity") (T-47630,SRT, "Peroneal Artery")	(G-C171, SRT, "Laterality")=(G-A100,SRT, "Right") (121401, DCM, "Derivation")=(R-41D2D,SRT, "Calculated") (G-A1F8, SRT, "Topographical Modifier")=(G-A188,SRT, "Mid-longitudinal")
PEAK VELOCITY	(11726-7,LN, "Peak Systolic Velocity")	(T-47040,SRT, "Artery of Lower Extremity") (T-47630,SRT, "Peroneal Artery")	(G-C171, SRT, "Laterality")=(G-A100,SRT, "Right") (121401, DCM, "Derivation")=(R-41D2D,SRT, "Calculated") (G-A1F8, SRT, "Topographical Modifier")=(G-A188,SRT, "Mid-longitudinal")
MEAN VELOCITY	(MN-25,ESAOTE_P1, "Time Averaged Velocity")	(T-47040,SRT, "Artery of Lower Extremity") (T-47630,SRT, "Peroneal Artery")	(G-C171, SRT, "Laterality")=(G-A100,SRT, "Right") (121401, DCM, "Derivation")=(R-41D2D,SRT, "Calculated") (G-A1F8, SRT, "Topographical Modifier")=(G-A188,SRT, "Mid-longitudinal")
REVERSE VELOCITY	(MN-27,ESAOTE_P1, "Reverse Velocity")	(T-47040,SRT, "Artery of Lower Extremity") (T-47630,SRT, "Peroneal Artery")	(G-C171, SRT, "Laterality")=(G-A100,SRT, "Right") (121401, DCM, "Derivation")=(R-41D2D,SRT, "Calculated") (G-A1F8, SRT, "Topographical Modifier")=(G-A188,SRT, "Mid-longitudinal")
DIASTOLIC VELOCITY	(11653-3,LN, "End Diastolic Velocity")	(T-47040,SRT, "Artery of Lower Extremity") (T-47630,SRT, "Peroneal Artery")	(G-C171, SRT, "Laterality")=(G-A100,SRT, "Right") (121401, DCM, "Derivation")=(R-41D2D,SRT, "Calculated") (G-A1F8, SRT, "Topographical Modifier")=(G-A188,SRT, "Mid-longitudinal")
PEAK GRADIENT	(20247-3,LN, "Peak Gradient")	(T-47040,SRT, "Artery of Lower Extremity") (T-47630,SRT, "Peroneal Artery")	(G-C171, SRT, "Laterality")=(G-A100,SRT, "Right") (121401, DCM, "Derivation")=(R-41D2D,SRT, "Calculated") (G-A1F8, SRT, "Topographical Modifier")=(G-A188,SRT, "Mid-longitudinal")
MEAN GRADIENT	(20256-4,LN, "Mean Gradient")	(T-47040,SRT, "Artery of Lower Extremity") (T-47630,SRT, "Peroneal Artery")	(G-C171, SRT, "Laterality")=(G-A100,SRT, "Right") (121401, DCM, "Derivation")=(R-41D2D,SRT, "Calculated") (G-A1F8, SRT, "Topographical Modifier")=(G-A188,SRT, "Mid-longitudinal")
ACCELERATION	(MN-04,ESAOTE_P1, "Acceleration")	(T-47040,SRT, "Artery of Lower Extremity") (T-47630,SRT, "Peroneal Artery")	(G-C171, SRT, "Laterality")=(G-A100,SRT, "Right") (121401, DCM, "Derivation")=(R-41D2D,SRT, "Calculated") (G-A1F8, SRT, "Topographical Modifier")=(G-A188,SRT, "Mid-longitudinal")

ESAOTE MEASURE	BASE MEAS. CONCEPT NAME	SECTION	CONCEPT OR ACQUISITION CONTEXT MODIFIERS
		"Peroneal Artery")	
ACCELERATION TIME	(20168-1, LN, "Acceleration Time")	(T-47040, SRT, "Artery of Lower Extremity") (T-47630, SRT, "Peroneal Artery")	(G-C171, SRT, "Laterality")=(G-A100, SRT, "Right") (121401, DCM, "Derivation")=(R-41D2D, SRT, "Calculated") (G-A1F8, SRT, "Topographical Modifier")=(G-A188, SRT, "Mid-longitudinal")
SYST VEL/DIAST VEL	(12144-2, LN, "Systolic to Diastolic Velocity Ratio")	(T-47040, SRT, "Artery of Lower Extremity") (T-47630, SRT, "Peroneal Artery")	(G-C171, SRT, "Laterality")=(G-A100, SRT, "Right") (121401, DCM, "Derivation")=(R-41D2D, SRT, "Calculated") (G-A1F8, SRT, "Topographical Modifier")=(G-A188, SRT, "Mid-longitudinal")
DIAST VEL/SYST VEL	(MN-28, ESAOTE_P1, "Diastolic To Systolic Velocity Ratio")	(T-47040, SRT, "Artery of Lower Extremity") (T-47630, SRT, "Peroneal Artery")	(G-C171, SRT, "Laterality")=(G-A100, SRT, "Right") (121401, DCM, "Derivation")=(R-41D2D, SRT, "Calculated") (G-A1F8, SRT, "Topographical Modifier")=(G-A188, SRT, "Mid-longitudinal")
R PeA DISTAL			
R PeA DIS PS VEL	(11726-7, LN, "Peak Systolic Velocity")	(T-47040, SRT, "Artery of Lower Extremity") (T-47630, SRT, "Peroneal Artery")	(G-C171, SRT, "Laterality")=(G-A100, SRT, "Right") (121401, DCM, "Derivation")=(R-00355, SRT, "Point source measurement") (G-A1F8, SRT, "Topographical Modifier")=(G-A119, SRT, "Distal")
R PeA DIS ED VEL	(11653-3, LN, "End Diastolic Velocity")	(T-47040, SRT, "Artery of Lower Extremity") (T-47630, SRT, "Peroneal Artery")	(G-C171, SRT, "Laterality")=(G-A100, SRT, "Right") (121401, DCM, "Derivation")=(R-00355, SRT, "Point source measurement") (G-A1F8, SRT, "Topographical Modifier")=(G-A119, SRT, "Distal")
R PeA DIS FVI			
FVI	(20354-7, LN, "Velocity Time Integral")	(T-47040, SRT, "Artery of Lower Extremity") (T-47630, SRT, "Peroneal Artery")	(G-C171, SRT, "Laterality")=(G-A100, SRT, "Right") (121401, DCM, "Derivation")=(R-41D2D, SRT, "Calculated") (G-A1F8, SRT, "Topographical Modifier")=(G-A119, SRT, "Distal")
PULSATILITY INDEX	(12008-9, LN, "Pulsatility Index")	(T-47040, SRT, "Artery of Lower Extremity") (T-47630, SRT, "Peroneal Artery")	(G-C171, SRT, "Laterality")=(G-A100, SRT, "Right") (121401, DCM, "Derivation")=(R-41D2D, SRT, "Calculated") (G-A1F8, SRT, "Topographical Modifier")=(G-A119, SRT, "Distal")
RESISTIVE INDEX	(12023-8, LN, "Resistivity Index")	(T-47040, SRT, "Artery of Lower Extremity") (T-47630, SRT, "Peroneal Artery")	(G-C171, SRT, "Laterality")=(G-A100, SRT, "Right") (121401, DCM, "Derivation")=(R-41D2D, SRT, "Calculated") (G-A1F8, SRT, "Topographical Modifier")=(G-A119, SRT, "Distal")
PEAK VELOCITY	(11726-7, LN, "Peak Systolic Velocity")	(T-47040, SRT, "Artery of Lower Extremity") (T-47630, SRT, "Peroneal Artery")	(G-C171, SRT, "Laterality")=(G-A100, SRT, "Right") (121401, DCM, "Derivation")=(R-41D2D, SRT, "Calculated") (G-A1F8, SRT, "Topographical Modifier")=(G-A119, SRT, "Distal")
MEAN VELOCITY	(MN-25, ESAOTE_P1, "Time Averaged Velocity")	(T-47040, SRT, "Artery of Lower Extremity") (T-47630, SRT, "Peroneal Artery")	(G-C171, SRT, "Laterality")=(G-A100, SRT, "Right") (121401, DCM, "Derivation")=(R-41D2D, SRT, "Calculated") (G-A1F8, SRT, "Topographical Modifier")=(G-A119, SRT, "Distal")
REVERSE VELOCITY	(MN-27, ESAOTE_P1, "Reverse Velocity")	(T-47040, SRT, "Artery of Lower Extremity") (T-47630, SRT, "Peroneal Artery")	(G-C171, SRT, "Laterality")=(G-A100, SRT, "Right") (121401, DCM, "Derivation")=(R-41D2D, SRT, "Calculated") (G-A1F8, SRT, "Topographical Modifier")=(G-A119, SRT, "Distal")
DIASTOLIC VELOCITY	(11653-3, LN, "End Diastolic Velocity")	(T-47040, SRT, "Artery of Lower Extremity") (T-47630, SRT,	(G-C171, SRT, "Laterality")=(G-A100, SRT, "Right") (121401, DCM, "Derivation")=(R-41D2D, SRT, "Calculated") (G-A1F8, SRT, "Topographical Modifier")=(G-A119, SRT, "Distal")

ESAOTE MEASURE	BASE MEAS. CONCEPT NAME	SECTION	CONCEPT OR ACQUISITION CONTEXT MODIFIERS
		"Peroneal Artery")	
PEAK GRADIENT	(20247-3, LN, "Peak Gradient")	(T-47040, SRT, "Artery of Lower Extremity") (T-47630, SRT, "Peroneal Artery")	(G-C171, SRT, "Laterality")=(G-A100, SRT, "Right") (121401, DCM, "Derivation")=(R-41D2D, SRT, "Calculated") (G-A1F8, SRT, "Topographical Modifier")=(G-A119, SRT, "Distal")
MEAN GRADIENT	(20256-4, LN, "Mean Gradient")	(T-47040, SRT, "Artery of Lower Extremity") (T-47630, SRT, "Peroneal Artery")	(G-C171, SRT, "Laterality")=(G-A100, SRT, "Right") (121401, DCM, "Derivation")=(R-41D2D, SRT, "Calculated") (G-A1F8, SRT, "Topographical Modifier")=(G-A119, SRT, "Distal")
ACCELERATION	(MN-04, ESAOTE_P1, "Acceleration")	(T-47040, SRT, "Artery of Lower Extremity") (T-47630, SRT, "Peroneal Artery")	(G-C171, SRT, "Laterality")=(G-A100, SRT, "Right") (121401, DCM, "Derivation")=(R-41D2D, SRT, "Calculated") (G-A1F8, SRT, "Topographical Modifier")=(G-A119, SRT, "Distal")
ACCELERATION TIME	(20168-1, LN, "Acceleration Time")	(T-47040, SRT, "Artery of Lower Extremity") (T-47630, SRT, "Peroneal Artery")	(G-C171, SRT, "Laterality")=(G-A100, SRT, "Right") (121401, DCM, "Derivation")=(R-41D2D, SRT, "Calculated") (G-A1F8, SRT, "Topographical Modifier")=(G-A119, SRT, "Distal")
SYST VEL/DIAST VEL	(12144-2, LN, "Systolic to Diastolic Velocity Ratio")	(T-47040, SRT, "Artery of Lower Extremity") (T-47630, SRT, "Peroneal Artery")	(G-C171, SRT, "Laterality")=(G-A100, SRT, "Right") (121401, DCM, "Derivation")=(R-41D2D, SRT, "Calculated") (G-A1F8, SRT, "Topographical Modifier")=(G-A119, SRT, "Distal")
DIAST VEL/SYST VEL	(MN-28, ESAOTE_P1, "Diastolic To Systolic Velocity Ratio")	(T-47040, SRT, "Artery of Lower Extremity") (T-47630, SRT, "Peroneal Artery")	(G-C171, SRT, "Laterality")=(G-A100, SRT, "Right") (121401, DCM, "Derivation")=(R-41D2D, SRT, "Calculated") (G-A1F8, SRT, "Topographical Modifier")=(G-A119, SRT, "Distal")
R DORSALIS PEDIS ART			
R DPA PEAK SYS VEL	(11726-7, LN, "Peak Systolic Velocity")	(T-47040, SRT, "Artery of Lower Extremity") (T-47741, SRT, "Dorsalis Pedis Artery")	(G-C171, SRT, "Laterality")=(G-A100, SRT, "Right") (121401, DCM, "Derivation")=(R-00355, SRT, "Point source measurement")
R DPA ENDDIAST VEL	(11653-3, LN, "End Diastolic Velocity")	(T-47040, SRT, "Artery of Lower Extremity") (T-47741, SRT, "Dorsalis Pedis Artery")	(G-C171, SRT, "Laterality")=(G-A100, SRT, "Right") (121401, DCM, "Derivation")=(R-00355, SRT, "Point source measurement")
R DPA FVI			
FVI	(20354-7, LN, "Velocity Time Integral")	(T-47040, SRT, "Artery of Lower Extremity") (T-47741, SRT, "Dorsalis Pedis Artery")	(G-C171, SRT, "Laterality")=(G-A100, SRT, "Right") (121401, DCM, "Derivation")=(R-41D2D, SRT, "Calculated")
PULSATILITY INDEX	(12008-9, LN, "Pulsatility Index")	(T-47040, SRT, "Artery of Lower Extremity") (T-47741, SRT, "Dorsalis Pedis Artery")	(G-C171, SRT, "Laterality")=(G-A100, SRT, "Right") (121401, DCM, "Derivation")=(R-41D2D, SRT, "Calculated")
RESISTIVE INDEX	(12023-8, LN, "Resistivity Index")	(T-47040, SRT, "Artery of Lower Extremity") (T-47741, SRT, "Dorsalis Pedis Artery")	(G-C171, SRT, "Laterality")=(G-A100, SRT, "Right") (121401, DCM, "Derivation")=(R-41D2D, SRT, "Calculated")

<i>ESAOTE MEASURE</i>	<i>BASE MEAS. CONCEPT NAME</i>	<i>SECTION</i>	<i>CONCEPT OR ACQUISITION CONTEXT MODIFIERS</i>
PEAK VELOCITY	(11726-7, LN, "Peak Systolic Velocity")	(T-47040, SRT, "Artery of Lower Extremity") (T-47741, SRT, "Dorsalis Pedis Artery")	(G-C171, SRT, "Laterality")=(G-A100, SRT, "Right") (121401, DCM, "Derivation")=(R-41D2D, SRT, "Calculated")
MEAN VELOCITY	(MN-25, ESAOTE_P1, "Time Averaged Velocity")	(T-47040, SRT, "Artery of Lower Extremity") (T-47741, SRT, "Dorsalis Pedis Artery")	(G-C171, SRT, "Laterality")=(G-A100, SRT, "Right") (121401, DCM, "Derivation")=(R-41D2D, SRT, "Calculated")
REVERSE VELOCITY	(MN-27, ESAOTE_P1, "Reverse Velocity")	(T-47040, SRT, "Artery of Lower Extremity") (T-47741, SRT, "Dorsalis Pedis Artery")	(G-C171, SRT, "Laterality")=(G-A100, SRT, "Right") (121401, DCM, "Derivation")=(R-41D2D, SRT, "Calculated")
DIASTOLIC VELOCITY	(11653-3, LN, "End Diastolic Velocity")	(T-47040, SRT, "Artery of Lower Extremity") (T-47741, SRT, "Dorsalis Pedis Artery")	(G-C171, SRT, "Laterality")=(G-A100, SRT, "Right") (121401, DCM, "Derivation")=(R-41D2D, SRT, "Calculated")
PEAK GRADIENT	(20247-3, LN, "Peak Gradient")	(T-47040, SRT, "Artery of Lower Extremity") (T-47741, SRT, "Dorsalis Pedis Artery")	(G-C171, SRT, "Laterality")=(G-A100, SRT, "Right") (121401, DCM, "Derivation")=(R-41D2D, SRT, "Calculated")
MEAN GRADIENT	(20256-4, LN, "Mean Gradient")	(T-47040, SRT, "Artery of Lower Extremity") (T-47741, SRT, "Dorsalis Pedis Artery")	(G-C171, SRT, "Laterality")=(G-A100, SRT, "Right") (121401, DCM, "Derivation")=(R-41D2D, SRT, "Calculated")
ACCELERATION	(MN-04, ESAOTE_P1, "Acceleration")	(T-47040, SRT, "Artery of Lower Extremity") (T-47741, SRT, "Dorsalis Pedis Artery")	(G-C171, SRT, "Laterality")=(G-A100, SRT, "Right") (121401, DCM, "Derivation")=(R-41D2D, SRT, "Calculated")
ACCELERATION TIME	(20168-1, LN, "Acceleration Time")	(T-47040, SRT, "Artery of Lower Extremity") (T-47741, SRT, "Dorsalis Pedis Artery")	(G-C171, SRT, "Laterality")=(G-A100, SRT, "Right") (121401, DCM, "Derivation")=(R-41D2D, SRT, "Calculated")
SYST VEL/DIAST VEL	(12144-2, LN, "Systolic to Diastolic Velocity Ratio")	(T-47040, SRT, "Artery of Lower Extremity") (T-47741, SRT, "Dorsalis Pedis Artery")	(G-C171, SRT, "Laterality")=(G-A100, SRT, "Right") (121401, DCM, "Derivation")=(R-41D2D, SRT, "Calculated")
DIAST VEL/SYST VEL	(MN-28, ESAOTE_P1, "Diastolic To Systolic Velocity Ratio")	(T-47040, SRT, "Artery of Lower Extremity") (T-47741, SRT, "Dorsalis Pedis Artery")	(G-C171, SRT, "Laterality")=(G-A100, SRT, "Right") (121401, DCM, "Derivation")=(R-41D2D, SRT, "Calculated")
RU LIMBS			
R SCA PROXIMAL			
R SCA PROX PS VEL	(11726-7, LN, "Peak Systolic Velocity")	(T-47020, SRT, "Artery Of Upper	(G-C171, SRT, "Laterality")=(G-A100, SRT, "Right") (121401, DCM, "Derivation")=(R-00355, SRT, "Point source

ESAOTE MEASURE	BASE MEAS. CONCEPT NAME	SECTION	CONCEPT OR ACQUISITION CONTEXT MODIFIERS
		Extremity") (T-46100,SRT, "Subclavian Artery")	measurement") (G-A1F8, SRT, "Topographical Modifier)=(G-A118,SRT, "Proximal")
R SCA PROX ED VEL	(11653-3,LN, "End Diastolic Velocity")	(T-47020,SRT, "Artery Of Upper Extremity") (T-46100,SRT, "Subclavian Artery")	(G-C171, SRT, "Laterality)=(G-A100,SRT, "Right") (121401, DCM, "Derivation)=(R-00355,SRT, "Point source measurement") (G-A1F8, SRT, "Topographical Modifier)=(G-A118,SRT, "Proximal")
R SCA PROX FVI			
FVI	(20354-7,LN, "Velocity Time Integral")	(T-47020,SRT, "Artery Of Upper Extremity") (T-46100,SRT, "Subclavian Artery")	(G-C171, SRT, "Laterality)=(G-A100,SRT, "Right") (121401, DCM, "Derivation)=(R-41D2D,SRT, "Calculated") (G-A1F8, SRT, "Topographical Modifier)=(G-A118,SRT, "Proximal")
PULSATILITY INDEX	(12008-9,LN, "Pulsatility Index")	(T-47020,SRT, "Artery Of Upper Extremity") (T-46100,SRT, "Subclavian Artery")	(G-C171, SRT, "Laterality)=(G-A100,SRT, "Right") (121401, DCM, "Derivation)=(R-41D2D,SRT, "Calculated") (G-A1F8, SRT, "Topographical Modifier)=(G-A118,SRT, "Proximal")
RESISTIVE INDEX	(12023-8,LN, "Resistivity Index")	(T-47020,SRT, "Artery Of Upper Extremity") (T-46100,SRT, "Subclavian Artery")	(G-C171, SRT, "Laterality)=(G-A100,SRT, "Right") (121401, DCM, "Derivation)=(R-41D2D,SRT, "Calculated") (G-A1F8, SRT, "Topographical Modifier)=(G-A118,SRT, "Proximal")
PEAK VELOCITY	(11726-7,LN, "Peak Systolic Velocity")	(T-47020,SRT, "Artery Of Upper Extremity") (T-46100,SRT, "Subclavian Artery")	(G-C171, SRT, "Laterality)=(G-A100,SRT, "Right") (121401, DCM, "Derivation)=(R-41D2D,SRT, "Calculated") (G-A1F8, SRT, "Topographical Modifier)=(G-A118,SRT, "Proximal")
MEAN VELOCITY	(MN- 25,ESAOTE_P1, "Time Averaged Velocity")	(T-47020,SRT, "Artery Of Upper Extremity") (T-46100,SRT, "Subclavian Artery")	(G-C171, SRT, "Laterality)=(G-A100,SRT, "Right") (121401, DCM, "Derivation)=(R-41D2D,SRT, "Calculated") (G-A1F8, SRT, "Topographical Modifier)=(G-A118,SRT, "Proximal")
REVERSE VELOCITY	(MN- 27,ESAOTE_P1, "Reverse Velocity")	(T-47020,SRT, "Artery Of Upper Extremity") (T-46100,SRT, "Subclavian Artery")	(G-C171, SRT, "Laterality)=(G-A100,SRT, "Right") (121401, DCM, "Derivation)=(R-41D2D,SRT, "Calculated") (G-A1F8, SRT, "Topographical Modifier)=(G-A118,SRT, "Proximal")
DIASTOLIC VELOCITY	(11653-3,LN, "End Diastolic Velocity")	(T-47020,SRT, "Artery Of Upper Extremity") (T-46100,SRT, "Subclavian Artery")	(G-C171, SRT, "Laterality)=(G-A100,SRT, "Right") (121401, DCM, "Derivation)=(R-41D2D,SRT, "Calculated") (G-A1F8, SRT, "Topographical Modifier)=(G-A118,SRT, "Proximal")
PEAK GRADIENT	(20247-3,LN, "Peak Gradient")	(T-47020,SRT, "Artery Of Upper Extremity") (T-46100,SRT, "Subclavian Artery")	(G-C171, SRT, "Laterality)=(G-A100,SRT, "Right") (121401, DCM, "Derivation)=(R-41D2D,SRT, "Calculated") (G-A1F8, SRT, "Topographical Modifier)=(G-A118,SRT, "Proximal")
MEAN GRADIENT	(20256-4,LN, "Mean Gradient")	(T-47020,SRT, "Artery Of Upper Extremity") (T-46100,SRT, "Subclavian Artery")	(G-C171, SRT, "Laterality)=(G-A100,SRT, "Right") (121401, DCM, "Derivation)=(R-41D2D,SRT, "Calculated") (G-A1F8, SRT, "Topographical Modifier)=(G-A118,SRT, "Proximal")

<i>ESAOTE MEASURE</i>	<i>BASE MEAS. CONCEPT NAME</i>	<i>SECTION</i>	<i>CONCEPT OR ACQUISITION CONTEXT MODIFIERS</i>
ACCELERATION	(MN-04,ESAOTE_P1, "Acceleration")	(T-47020,SRT, "Artery Of Upper Extremity") (T-46100,SRT, "Subclavian Artery")	(G-C171, SRT, "Laterality")=(G-A100,SRT, "Right") (121401, DCM, "Derivation")=(R-41D2D,SRT, "Calculated") (G-A1F8, SRT, "Topographical Modifier")=(G-A118,SRT, "Proximal")
ACCELERATION TIME	(20168-1,LN, "Acceleration Time")	(T-47020,SRT, "Artery Of Upper Extremity") (T-46100,SRT, "Subclavian Artery")	(G-C171, SRT, "Laterality")=(G-A100,SRT, "Right") (121401, DCM, "Derivation")=(R-41D2D,SRT, "Calculated") (G-A1F8, SRT, "Topographical Modifier")=(G-A118,SRT, "Proximal")
SYST VEL/DIAST VEL	(12144-2,LN, "Systolic to Diastolic Velocity Ratio")	(T-47020,SRT, "Artery Of Upper Extremity") (T-46100,SRT, "Subclavian Artery")	(G-C171, SRT, "Laterality")=(G-A100,SRT, "Right") (121401, DCM, "Derivation")=(R-41D2D,SRT, "Calculated") (G-A1F8, SRT, "Topographical Modifier")=(G-A118,SRT, "Proximal")
DIAST VEL/SYST VEL	(MN-28,ESAOTE_P1, "Diastolic To Systolic Velocity Ratio")	(T-47020,SRT, "Artery Of Upper Extremity") (T-46100,SRT, "Subclavian Artery")	(G-C171, SRT, "Laterality")=(G-A100,SRT, "Right") (121401, DCM, "Derivation")=(R-41D2D,SRT, "Calculated") (G-A1F8, SRT, "Topographical Modifier")=(G-A118,SRT, "Proximal")
R SCA MID			
R SCA MID PS VEL	(11726-7,LN, "Peak Systolic Velocity")	(T-47020,SRT, "Artery Of Upper Extremity") (T-46100,SRT, "Subclavian Artery")	(G-C171, SRT, "Laterality")=(G-A100,SRT, "Right") (121401, DCM, "Derivation")=(R-00355,SRT, "Point source measurement") (G-A1F8, SRT, "Topographical Modifier")=(G-A188,SRT, "Mid-longitudinal")
R SCA MID ED VEL	(11653-3,LN, "End Diastolic Velocity")	(T-47020,SRT, "Artery Of Upper Extremity") (T-46100,SRT, "Subclavian Artery")	(G-C171, SRT, "Laterality")=(G-A100,SRT, "Right") (121401, DCM, "Derivation")=(R-00355,SRT, "Point source measurement") (G-A1F8, SRT, "Topographical Modifier")=(G-A188,SRT, "Mid-longitudinal")
R SCA MID FVI			
FVI	(20354-7,LN, "Velocity Time Integral")	(T-47020,SRT, "Artery Of Upper Extremity") (T-46100,SRT, "Subclavian Artery")	(G-C171, SRT, "Laterality")=(G-A100,SRT, "Right") (121401, DCM, "Derivation")=(R-41D2D,SRT, "Calculated") (G-A1F8, SRT, "Topographical Modifier")=(G-A188,SRT, "Mid-longitudinal")
PULSATILITY INDEX	(12008-9,LN, "Pulsatility Index")	(T-47020,SRT, "Artery Of Upper Extremity") (T-46100,SRT, "Subclavian Artery")	(G-C171, SRT, "Laterality")=(G-A100,SRT, "Right") (121401, DCM, "Derivation")=(R-41D2D,SRT, "Calculated") (G-A1F8, SRT, "Topographical Modifier")=(G-A188,SRT, "Mid-longitudinal")
RESISTIVE INDEX	(12023-8,LN, "Resistivity Index")	(T-47020,SRT, "Artery Of Upper Extremity") (T-46100,SRT, "Subclavian Artery")	(G-C171, SRT, "Laterality")=(G-A100,SRT, "Right") (121401, DCM, "Derivation")=(R-41D2D,SRT, "Calculated") (G-A1F8, SRT, "Topographical Modifier")=(G-A188,SRT, "Mid-longitudinal")
PEAK VELOCITY	(11726-7,LN, "Peak Systolic Velocity")	(T-47020,SRT, "Artery Of Upper Extremity") (T-46100,SRT, "Subclavian Artery")	(G-C171, SRT, "Laterality")=(G-A100,SRT, "Right") (121401, DCM, "Derivation")=(R-41D2D,SRT, "Calculated") (G-A1F8, SRT, "Topographical Modifier")=(G-A188,SRT, "Mid-longitudinal")
MEAN VELOCITY	(MN-25,ESAOTE_P1,	(T-47020,SRT, "Artery Of Upper	(G-C171, SRT, "Laterality")=(G-A100,SRT, "Right") (121401, DCM, "Derivation")=(R-41D2D,SRT, "Calculated")

<i>ESAOTE MEASURE</i>	<i>BASE MEAS. CONCEPT NAME</i>	<i>SECTION</i>	<i>CONCEPT OR ACQUISITION CONTEXT MODIFIERS</i>
	"Time Averaged Velocity")	Extremity") (T-46100,SRT, "Subclavian Artery")	(G-A1F8, SRT, "Topographical Modifier")=(G-A188,SRT, "Mid-longitudinal")
REVERSE VELOCITY	(MN-27,ESAOTE_P1, "Reverse Velocity")	(T-47020,SRT, "Artery Of Upper Extremity") (T-46100,SRT, "Subclavian Artery")	(G-C171, SRT, "Laterality")=(G-A100,SRT, "Right") (121401, DCM, "Derivation")=(R-41D2D,SRT, "Calculated") (G-A1F8, SRT, "Topographical Modifier")=(G-A188,SRT, "Mid-longitudinal")
DIASTOLIC VELOCITY	(11653-3,LN, "End Diastolic Velocity")	(T-47020,SRT, "Artery Of Upper Extremity") (T-46100,SRT, "Subclavian Artery")	(G-C171, SRT, "Laterality")=(G-A100,SRT, "Right") (121401, DCM, "Derivation")=(R-41D2D,SRT, "Calculated") (G-A1F8, SRT, "Topographical Modifier")=(G-A188,SRT, "Mid-longitudinal")
PEAK GRADIENT	(20247-3,LN, "Peak Gradient")	(T-47020,SRT, "Artery Of Upper Extremity") (T-46100,SRT, "Subclavian Artery")	(G-C171, SRT, "Laterality")=(G-A100,SRT, "Right") (121401, DCM, "Derivation")=(R-41D2D,SRT, "Calculated") (G-A1F8, SRT, "Topographical Modifier")=(G-A188,SRT, "Mid-longitudinal")
MEAN GRADIENT	(20256-4,LN, "Mean Gradient")	(T-47020,SRT, "Artery Of Upper Extremity") (T-46100,SRT, "Subclavian Artery")	(G-C171, SRT, "Laterality")=(G-A100,SRT, "Right") (121401, DCM, "Derivation")=(R-41D2D,SRT, "Calculated") (G-A1F8, SRT, "Topographical Modifier")=(G-A188,SRT, "Mid-longitudinal")
ACCELERATION	(MN-04,ESAOTE_P1, "Acceleration")	(T-47020,SRT, "Artery Of Upper Extremity") (T-46100,SRT, "Subclavian Artery")	(G-C171, SRT, "Laterality")=(G-A100,SRT, "Right") (121401, DCM, "Derivation")=(R-41D2D,SRT, "Calculated") (G-A1F8, SRT, "Topographical Modifier")=(G-A188,SRT, "Mid-longitudinal")
ACCELERATION TIME	(20168-1,LN, "Acceleration Time")	(T-47020,SRT, "Artery Of Upper Extremity") (T-46100,SRT, "Subclavian Artery")	(G-C171, SRT, "Laterality")=(G-A100,SRT, "Right") (121401, DCM, "Derivation")=(R-41D2D,SRT, "Calculated") (G-A1F8, SRT, "Topographical Modifier")=(G-A188,SRT, "Mid-longitudinal")
SYST VEL/DIAST VEL	(12144-2,LN, "Systolic to Diastolic Velocity Ratio")	(T-47020,SRT, "Artery Of Upper Extremity") (T-46100,SRT, "Subclavian Artery")	(G-C171, SRT, "Laterality")=(G-A100,SRT, "Right") (121401, DCM, "Derivation")=(R-41D2D,SRT, "Calculated") (G-A1F8, SRT, "Topographical Modifier")=(G-A188,SRT, "Mid-longitudinal")
DIAST VEL/SYST VEL	(MN-28,ESAOTE_P1, "Diastolic To Systolic Velocity Ratio")	(T-47020,SRT, "Artery Of Upper Extremity") (T-46100,SRT, "Subclavian Artery")	(G-C171, SRT, "Laterality")=(G-A100,SRT, "Right") (121401, DCM, "Derivation")=(R-41D2D,SRT, "Calculated") (G-A1F8, SRT, "Topographical Modifier")=(G-A188,SRT, "Mid-longitudinal")
R SCA DISTAL			
R SCA DIS PS VEL	(11726-7,LN, "Peak Systolic Velocity")	(T-47020,SRT, "Artery Of Upper Extremity") (T-46100,SRT, "Subclavian Artery")	(G-C171, SRT, "Laterality")=(G-A100,SRT, "Right") (121401, DCM, "Derivation")=(R-00355,SRT, "Point source measurement") (G-A1F8, SRT, "Topographical Modifier")=(G-A119,SRT, "Distal")
R SCA DIS ED VEL	(11653-3,LN, "End Diastolic Velocity")	(T-47020,SRT, "Artery Of Upper Extremity") (T-46100,SRT, "Subclavian Artery")	(G-C171, SRT, "Laterality")=(G-A100,SRT, "Right") (121401, DCM, "Derivation")=(R-00355,SRT, "Point source measurement") (G-A1F8, SRT, "Topographical Modifier")=(G-A119,SRT, "Distal")

ESAOTE MEASURE	BASE MEAS. CONCEPT NAME	SECTION	CONCEPT OR ACQUISITION CONTEXT MODIFIERS
R SCA DIS FVI			
FVI	(20354-7, LN, "Velocity Time Integral")	(T-47020, SRT, "Artery Of Upper Extremity") (T-46100, SRT, "Subclavian Artery")	(G-C171, SRT, "Laterality")=(G-A100, SRT, "Right") (121401, DCM, "Derivation")=(R-41D2D, SRT, "Calculated") (G-A1F8, SRT, "Topographical Modifier")=(G-A119, SRT, "Distal")
PULSATILITY INDEX	(12008-9, LN, "Pulsatility Index")	(T-47020, SRT, "Artery Of Upper Extremity") (T-46100, SRT, "Subclavian Artery")	(G-C171, SRT, "Laterality")=(G-A100, SRT, "Right") (121401, DCM, "Derivation")=(R-41D2D, SRT, "Calculated") (G-A1F8, SRT, "Topographical Modifier")=(G-A119, SRT, "Distal")
RESISTIVE INDEX	(12023-8, LN, "Resistivity Index")	(T-47020, SRT, "Artery Of Upper Extremity") (T-46100, SRT, "Subclavian Artery")	(G-C171, SRT, "Laterality")=(G-A100, SRT, "Right") (121401, DCM, "Derivation")=(R-41D2D, SRT, "Calculated") (G-A1F8, SRT, "Topographical Modifier")=(G-A119, SRT, "Distal")
PEAK VELOCITY	(11726-7, LN, "Peak Systolic Velocity")	(T-47020, SRT, "Artery Of Upper Extremity") (T-46100, SRT, "Subclavian Artery")	(G-C171, SRT, "Laterality")=(G-A100, SRT, "Right") (121401, DCM, "Derivation")=(R-41D2D, SRT, "Calculated") (G-A1F8, SRT, "Topographical Modifier")=(G-A119, SRT, "Distal")
MEAN VELOCITY	(MN-25, ESAOTE_P1, "Time Averaged Velocity")	(T-47020, SRT, "Artery Of Upper Extremity") (T-46100, SRT, "Subclavian Artery")	(G-C171, SRT, "Laterality")=(G-A100, SRT, "Right") (121401, DCM, "Derivation")=(R-41D2D, SRT, "Calculated") (G-A1F8, SRT, "Topographical Modifier")=(G-A119, SRT, "Distal")
REVERSE VELOCITY	(MN-27, ESAOTE_P1, "Reverse Velocity")	(T-47020, SRT, "Artery Of Upper Extremity") (T-46100, SRT, "Subclavian Artery")	(G-C171, SRT, "Laterality")=(G-A100, SRT, "Right") (121401, DCM, "Derivation")=(R-41D2D, SRT, "Calculated") (G-A1F8, SRT, "Topographical Modifier")=(G-A119, SRT, "Distal")
DIASTOLIC VELOCITY	(11653-3, LN, "End Diastolic Velocity")	(T-47020, SRT, "Artery Of Upper Extremity") (T-46100, SRT, "Subclavian Artery")	(G-C171, SRT, "Laterality")=(G-A100, SRT, "Right") (121401, DCM, "Derivation")=(R-41D2D, SRT, "Calculated") (G-A1F8, SRT, "Topographical Modifier")=(G-A119, SRT, "Distal")
PEAK GRADIENT	(20247-3, LN, "Peak Gradient")	(T-47020, SRT, "Artery Of Upper Extremity") (T-46100, SRT, "Subclavian Artery")	(G-C171, SRT, "Laterality")=(G-A100, SRT, "Right") (121401, DCM, "Derivation")=(R-41D2D, SRT, "Calculated") (G-A1F8, SRT, "Topographical Modifier")=(G-A119, SRT, "Distal")
MEAN GRADIENT	(20256-4, LN, "Mean Gradient")	(T-47020, SRT, "Artery Of Upper Extremity") (T-46100, SRT, "Subclavian Artery")	(G-C171, SRT, "Laterality")=(G-A100, SRT, "Right") (121401, DCM, "Derivation")=(R-41D2D, SRT, "Calculated") (G-A1F8, SRT, "Topographical Modifier")=(G-A119, SRT, "Distal")
ACCELERATION	(MN-04, ESAOTE_P1, "Acceleration")	(T-47020, SRT, "Artery Of Upper Extremity") (T-46100, SRT, "Subclavian Artery")	(G-C171, SRT, "Laterality")=(G-A100, SRT, "Right") (121401, DCM, "Derivation")=(R-41D2D, SRT, "Calculated") (G-A1F8, SRT, "Topographical Modifier")=(G-A119, SRT, "Distal")
ACCELERATION TIME	(20168-1, LN, "Acceleration Time")	(T-47020, SRT, "Artery Of Upper Extremity") (T-46100, SRT, "Subclavian Artery")	(G-C171, SRT, "Laterality")=(G-A100, SRT, "Right") (121401, DCM, "Derivation")=(R-41D2D, SRT, "Calculated") (G-A1F8, SRT, "Topographical Modifier")=(G-A119, SRT, "Distal")

ESAOTE MEASURE	BASE MEAS. CONCEPT NAME	SECTION	CONCEPT OR ACQUISITION CONTEXT MODIFIERS
		"Subclavian Artery")	
SYST VEL/DIAST VEL	(12144-2, LN, "Systolic to Diastolic Velocity Ratio")	(T-47020, SRT, "Artery Of Upper Extremity") (T-46100, SRT, "Subclavian Artery")	(G-C171, SRT, "Laterality")=(G-A100, SRT, "Right") (121401, DCM, "Derivation")=(R-41D2D, SRT, "Calculated") (G-A1F8, SRT, "Topographical Modifier")=(G-A119, SRT, "Distal")
DIAST VEL/SYST VEL	(MN-28, ESAOTE_P1, "Diastolic To Systolic Velocity Ratio")	(T-47020, SRT, "Artery Of Upper Extremity") (T-46100, SRT, "Subclavian Artery")	(G-C171, SRT, "Laterality")=(G-A100, SRT, "Right") (121401, DCM, "Derivation")=(R-41D2D, SRT, "Calculated") (G-A1F8, SRT, "Topographical Modifier")=(G-A119, SRT, "Distal")
R AXILLARY ARTERY			
R AA PEAK SYS VEL	(11726-7, LN, "Peak Systolic Velocity")	(T-47020, SRT, "Artery Of Upper Extremity") (T-47100, SRT, "Axillary artery")	(G-C171, SRT, "Laterality")=(G-A100, SRT, "Right") (121401, DCM, "Derivation")=(R-00355, SRT, "Point source measurement")
R AA ENDDIAST VEL	(11653-3, LN, "End Diastolic Velocity")	(T-47020, SRT, "Artery Of Upper Extremity") (T-47100, SRT, "Axillary artery")	(G-C171, SRT, "Laterality")=(G-A100, SRT, "Right") (121401, DCM, "Derivation")=(R-00355, SRT, "Point source measurement")
R AA FVI			
FVI	(20354-7, LN, "Velocity Time Integral")	(T-47020, SRT, "Artery Of Upper Extremity") (T-47100, SRT, "Axillary artery")	(G-C171, SRT, "Laterality")=(G-A100, SRT, "Right") (121401, DCM, "Derivation")=(R-41D2D, SRT, "Calculated")
PULSATILITY INDEX	(12008-9, LN, "Pulsatility Index")	(T-47020, SRT, "Artery Of Upper Extremity") (T-47100, SRT, "Axillary artery")	(G-C171, SRT, "Laterality")=(G-A100, SRT, "Right") (121401, DCM, "Derivation")=(R-41D2D, SRT, "Calculated")
RESISTIVE INDEX	(12023-8, LN, "Resistivity Index")	(T-47020, SRT, "Artery Of Upper Extremity") (T-47100, SRT, "Axillary artery")	(G-C171, SRT, "Laterality")=(G-A100, SRT, "Right") (121401, DCM, "Derivation")=(R-41D2D, SRT, "Calculated")
PEAK VELOCITY	(11726-7, LN, "Peak Systolic Velocity")	(T-47020, SRT, "Artery Of Upper Extremity") (T-47100, SRT, "Axillary artery")	(G-C171, SRT, "Laterality")=(G-A100, SRT, "Right") (121401, DCM, "Derivation")=(R-41D2D, SRT, "Calculated")
MEAN VELOCITY	(MN-25, ESAOTE_P1, "Time Averaged Velocity")	(T-47020, SRT, "Artery Of Upper Extremity") (T-47100, SRT, "Axillary artery")	(G-C171, SRT, "Laterality")=(G-A100, SRT, "Right") (121401, DCM, "Derivation")=(R-41D2D, SRT, "Calculated")
REVERSE VELOCITY	(MN-27, ESAOTE_P1, "Reverse Velocity")	(T-47020, SRT, "Artery Of Upper Extremity") (T-47100, SRT, "Axillary artery")	(G-C171, SRT, "Laterality")=(G-A100, SRT, "Right") (121401, DCM, "Derivation")=(R-41D2D, SRT, "Calculated")
DIASTOLIC VELOCITY	(11653-3, LN, "End Diastolic Velocity")	(T-47020, SRT, "Artery Of Upper Extremity") (T-47100, SRT, "Axillary artery")	(G-C171, SRT, "Laterality")=(G-A100, SRT, "Right") (121401, DCM, "Derivation")=(R-41D2D, SRT, "Calculated")
PEAK GRADIENT	(20247-3, LN, "Peak Gradient")	(T-47020, SRT, "Artery Of Upper	(G-C171, SRT, "Laterality")=(G-A100, SRT, "Right") (121401, DCM, "Derivation")=(R-41D2D, SRT, "Calculated")

ESAOTE MEASURE	BASE MEAS. CONCEPT NAME	SECTION	CONCEPT OR ACQUISITION CONTEXT MODIFIERS
		Extremity") (T-47100,SRT, "Axillary artery")	
MEAN GRADIENT	(20256-4,LN, "Mean Gradient")	(T-47020,SRT, "Artery Of Upper Extremity") (T-47100,SRT, "Axillary artery")	(G-C171, SRT, "Laterality")=(G-A100,SRT, "Right") (121401, DCM, "Derivation")=(R-41D2D,SRT, "Calculated")
ACCELERATION	(MN- 04,ESAOTE_P1, "Acceleration")	(T-47020,SRT, "Artery Of Upper Extremity") (T-47100,SRT, "Axillary artery")	(G-C171, SRT, "Laterality")=(G-A100,SRT, "Right") (121401, DCM, "Derivation")=(R-41D2D,SRT, "Calculated")
ACCELERATION TIME	(20168-1,LN, "Acceleration Time")	(T-47020,SRT, "Artery Of Upper Extremity") (T-47100,SRT, "Axillary artery")	(G-C171, SRT, "Laterality")=(G-A100,SRT, "Right") (121401, DCM, "Derivation")=(R-41D2D,SRT, "Calculated")
SYST VEL/DIAST VEL	(12144-2,LN, "Systolic to Diastolic Velocity Ratio")	(T-47020,SRT, "Artery Of Upper Extremity") (T-47100,SRT, "Axillary artery")	(G-C171, SRT, "Laterality")=(G-A100,SRT, "Right") (121401, DCM, "Derivation")=(R-41D2D,SRT, "Calculated")
DIAST VEL/SYST VEL	(MN- 28,ESAOTE_P1, "Diastolic To Systolic Velocity Ratio")	(T-47020,SRT, "Artery Of Upper Extremity") (T-47100,SRT, "Axillary artery")	(G-C171, SRT, "Laterality")=(G-A100,SRT, "Right") (121401, DCM, "Derivation")=(R-41D2D,SRT, "Calculated")
R BA PROX			
R BA PROX PS VEL	(11726-7,LN, "Peak Systolic Velocity")	(T-47020,SRT, "Artery Of Upper Extremity") (T-47160,SRT, "Brachial artery")	(G-C171, SRT, "Laterality")=(G-A100,SRT, "Right") (121401, DCM, "Derivation")=(R-00355,SRT, "Point source measurement") (G-A1F8, SRT, "Topographical Modifier")=(G-A118,SRT, "Proximal")
R BA PROX TD VEL	(11653-3,LN, "End Diastolic Velocity")	(T-47020,SRT, "Artery Of Upper Extremity") (T-47160,SRT, "Brachial artery")	(G-C171, SRT, "Laterality")=(G-A100,SRT, "Right") (121401, DCM, "Derivation")=(R-00355,SRT, "Point source measurement") (G-A1F8, SRT, "Topographical Modifier")=(G-A118,SRT, "Proximal")
R BA PROX FVI			
FVI	(20354-7,LN, "Velocity Time Integral")	(T-47020,SRT, "Artery Of Upper Extremity") (T-47160,SRT, "Brachial artery")	(G-C171, SRT, "Laterality")=(G-A100,SRT, "Right") (121401, DCM, "Derivation")=(R-41D2D,SRT, "Calculated") (G-A1F8, SRT, "Topographical Modifier")=(G-A118,SRT, "Proximal")
PULSATILITY INDEX	(12008-9,LN, "Pulsatility Index")	(T-47020,SRT, "Artery Of Upper Extremity") (T-47160,SRT, "Brachial artery")	(G-C171, SRT, "Laterality")=(G-A100,SRT, "Right") (121401, DCM, "Derivation")=(R-41D2D,SRT, "Calculated") (G-A1F8, SRT, "Topographical Modifier")=(G-A118,SRT, "Proximal")
RESISTIVE INDEX	(12023-8,LN, "Resistivity Index")	(T-47020,SRT, "Artery Of Upper Extremity") (T-47160,SRT, "Brachial artery")	(G-C171, SRT, "Laterality")=(G-A100,SRT, "Right") (121401, DCM, "Derivation")=(R-41D2D,SRT, "Calculated") (G-A1F8, SRT, "Topographical Modifier")=(G-A118,SRT, "Proximal")
PEAK VELOCITY	(11726-7,LN, "Peak Systolic Velocity")	(T-47020,SRT, "Artery Of Upper Extremity") (T-47160,SRT, "Brachial artery")	(G-C171, SRT, "Laterality")=(G-A100,SRT, "Right") (121401, DCM, "Derivation")=(R-41D2D,SRT, "Calculated") (G-A1F8, SRT, "Topographical Modifier")=(G-A118,SRT, "Proximal")
MEAN VELOCITY	(MN- 25,ESAOTE_P1, "Time Averaged	(T-47020,SRT, "Artery Of Upper Extremity")	(G-C171, SRT, "Laterality")=(G-A100,SRT, "Right") (121401, DCM, "Derivation")=(R-41D2D,SRT, "Calculated") (G-A1F8, SRT, "Topographical Modifier")=(G-A118,SRT, "Proximal")

ESAOTE MEASURE	BASE MEAS. CONCEPT NAME	SECTION	CONCEPT OR ACQUISITION CONTEXT MODIFIERS
	Velocity")	(T-47160,SRT, "Brachial artery")	
REVERSE VELOCITY	(MN-27,ESAOTE_P1, "Reverse Velocity")	(T-47020,SRT, "Artery Of Upper Extremity") (T-47160,SRT, "Brachial artery")	(G-C171, SRT, "Laterality")=(G-A100,SRT, "Right") (121401, DCM, "Derivation")=(R-41D2D,SRT, "Calculated") (G-A1F8, SRT, "Topographical Modifier")=(G-A118,SRT, "Proximal")
DIASTOLIC VELOCITY	(11653-3,LN, "End Diastolic Velocity")	(T-47020,SRT, "Artery Of Upper Extremity") (T-47160,SRT, "Brachial artery")	(G-C171, SRT, "Laterality")=(G-A100,SRT, "Right") (121401, DCM, "Derivation")=(R-41D2D,SRT, "Calculated") (G-A1F8, SRT, "Topographical Modifier")=(G-A118,SRT, "Proximal")
PEAK GRADIENT	(20247-3,LN, "Peak Gradient")	(T-47020,SRT, "Artery Of Upper Extremity") (T-47160,SRT, "Brachial artery")	(G-C171, SRT, "Laterality")=(G-A100,SRT, "Right") (121401, DCM, "Derivation")=(R-41D2D,SRT, "Calculated") (G-A1F8, SRT, "Topographical Modifier")=(G-A118,SRT, "Proximal")
MEAN GRADIENT	(20256-4,LN, "Mean Gradient")	(T-47020,SRT, "Artery Of Upper Extremity") (T-47160,SRT, "Brachial artery")	(G-C171, SRT, "Laterality")=(G-A100,SRT, "Right") (121401, DCM, "Derivation")=(R-41D2D,SRT, "Calculated") (G-A1F8, SRT, "Topographical Modifier")=(G-A118,SRT, "Proximal")
ACCELERATION	(MN-04,ESAOTE_P1, "Acceleration")	(T-47020,SRT, "Artery Of Upper Extremity") (T-47160,SRT, "Brachial artery")	(G-C171, SRT, "Laterality")=(G-A100,SRT, "Right") (121401, DCM, "Derivation")=(R-41D2D,SRT, "Calculated") (G-A1F8, SRT, "Topographical Modifier")=(G-A118,SRT, "Proximal")
ACCELERATION TIME	(20168-1,LN, "Acceleration Time")	(T-47020,SRT, "Artery Of Upper Extremity") (T-47160,SRT, "Brachial artery")	(G-C171, SRT, "Laterality")=(G-A100,SRT, "Right") (121401, DCM, "Derivation")=(R-41D2D,SRT, "Calculated") (G-A1F8, SRT, "Topographical Modifier")=(G-A118,SRT, "Proximal")
SYST VEL/DIAST VEL	(12144-2,LN, "Systolic to Diastolic Velocity Ratio")	(T-47020,SRT, "Artery Of Upper Extremity") (T-47160,SRT, "Brachial artery")	(G-C171, SRT, "Laterality")=(G-A100,SRT, "Right") (121401, DCM, "Derivation")=(R-41D2D,SRT, "Calculated") (G-A1F8, SRT, "Topographical Modifier")=(G-A118,SRT, "Proximal")
DIAST VEL/SYST VEL	(MN-28,ESAOTE_P1, "Diastolic To Systolic Velocity Ratio")	(T-47020,SRT, "Artery Of Upper Extremity") (T-47160,SRT, "Brachial artery")	(G-C171, SRT, "Laterality")=(G-A100,SRT, "Right") (121401, DCM, "Derivation")=(R-41D2D,SRT, "Calculated") (G-A1F8, SRT, "Topographical Modifier")=(G-A118,SRT, "Proximal")
R BA MID			
R BA MID PS VEL	(11726-7,LN, "Peak Systolic Velocity")	(T-47020,SRT, "Artery Of Upper Extremity") (T-47160,SRT, "Brachial artery")	(G-C171, SRT, "Laterality")=(G-A100,SRT, "Right") (121401, DCM, "Derivation")=(R-00355,SRT, "Point source measurement") (G-A1F8, SRT, "Topographical Modifier")=(G-A188,SRT, "Mid-longitudinal")
R BA MID TD VEL	(11653-3,LN, "End Diastolic Velocity")	(T-47020,SRT, "Artery Of Upper Extremity") (T-47160,SRT, "Brachial artery")	(G-C171, SRT, "Laterality")=(G-A100,SRT, "Right") (121401, DCM, "Derivation")=(R-00355,SRT, "Point source measurement") (G-A1F8, SRT, "Topographical Modifier")=(G-A188,SRT, "Mid-longitudinal")
R BA MID FVI			
FVI	(20354-7,LN, "Velocity Time Integral")	(T-47020,SRT, "Artery Of Upper Extremity") (T-47160,SRT, "Brachial artery")	(G-C171, SRT, "Laterality")=(G-A100,SRT, "Right") (121401, DCM, "Derivation")=(R-41D2D,SRT, "Calculated") (G-A1F8, SRT, "Topographical Modifier")=(G-A188,SRT, "Mid-longitudinal")
PULSATILITY INDEX	(12008-9,LN, "Pulsatility Index")	(T-47020,SRT, "Artery Of Upper Extremity") (T-47160,SRT, "Brachial artery")	(G-C171, SRT, "Laterality")=(G-A100,SRT, "Right") (121401, DCM, "Derivation")=(R-41D2D,SRT, "Calculated") (G-A1F8, SRT, "Topographical Modifier")=(G-A188,SRT, "Mid-longitudinal")

<i>ESAOTE MEASURE</i>	<i>BASE MEAS. CONCEPT NAME</i>	<i>SECTION</i>	<i>CONCEPT OR ACQUISITION CONTEXT MODIFIERS</i>
		"Brachial artery")	
RESISTIVE INDEX	(12023-8, LN, "Resistivity Index")	(T-47020, SRT, "Artery Of Upper Extremity") (T-47160, SRT, "Brachial artery")	(G-C171, SRT, "Laterality")=(G-A100, SRT, "Right") (121401, DCM, "Derivation")=(R-41D2D, SRT, "Calculated") (G-A1F8, SRT, "Topographical Modifier")=(G-A188, SRT, "Mid-longitudinal")
PEAK VELOCITY	(11726-7, LN, "Peak Systolic Velocity")	(T-47020, SRT, "Artery Of Upper Extremity") (T-47160, SRT, "Brachial artery")	(G-C171, SRT, "Laterality")=(G-A100, SRT, "Right") (121401, DCM, "Derivation")=(R-41D2D, SRT, "Calculated") (G-A1F8, SRT, "Topographical Modifier")=(G-A188, SRT, "Mid-longitudinal")
MEAN VELOCITY	(MN-25, ESAOTE_P1, "Time Averaged Velocity")	(T-47020, SRT, "Artery Of Upper Extremity") (T-47160, SRT, "Brachial artery")	(G-C171, SRT, "Laterality")=(G-A100, SRT, "Right") (121401, DCM, "Derivation")=(R-41D2D, SRT, "Calculated") (G-A1F8, SRT, "Topographical Modifier")=(G-A188, SRT, "Mid-longitudinal")
REVERSE VELOCITY	(MN-27, ESAOTE_P1, "Reverse Velocity")	(T-47020, SRT, "Artery Of Upper Extremity") (T-47160, SRT, "Brachial artery")	(G-C171, SRT, "Laterality")=(G-A100, SRT, "Right") (121401, DCM, "Derivation")=(R-41D2D, SRT, "Calculated") (G-A1F8, SRT, "Topographical Modifier")=(G-A188, SRT, "Mid-longitudinal")
DIASTOLIC VELOCITY	(11653-3, LN, "End Diastolic Velocity")	(T-47020, SRT, "Artery Of Upper Extremity") (T-47160, SRT, "Brachial artery")	(G-C171, SRT, "Laterality")=(G-A100, SRT, "Right") (121401, DCM, "Derivation")=(R-41D2D, SRT, "Calculated") (G-A1F8, SRT, "Topographical Modifier")=(G-A188, SRT, "Mid-longitudinal")
PEAK GRADIENT	(20247-3, LN, "Peak Gradient")	(T-47020, SRT, "Artery Of Upper Extremity") (T-47160, SRT, "Brachial artery")	(G-C171, SRT, "Laterality")=(G-A100, SRT, "Right") (121401, DCM, "Derivation")=(R-41D2D, SRT, "Calculated") (G-A1F8, SRT, "Topographical Modifier")=(G-A188, SRT, "Mid-longitudinal")
MEAN GRADIENT	(20256-4, LN, "Mean Gradient")	(T-47020, SRT, "Artery Of Upper Extremity") (T-47160, SRT, "Brachial artery")	(G-C171, SRT, "Laterality")=(G-A100, SRT, "Right") (121401, DCM, "Derivation")=(R-41D2D, SRT, "Calculated") (G-A1F8, SRT, "Topographical Modifier")=(G-A188, SRT, "Mid-longitudinal")
ACCELERATION	(MN-04, ESAOTE_P1, "Acceleration")	(T-47020, SRT, "Artery Of Upper Extremity") (T-47160, SRT, "Brachial artery")	(G-C171, SRT, "Laterality")=(G-A100, SRT, "Right") (121401, DCM, "Derivation")=(R-41D2D, SRT, "Calculated") (G-A1F8, SRT, "Topographical Modifier")=(G-A188, SRT, "Mid-longitudinal")
ACCELERATION TIME	(20168-1, LN, "Acceleration Time")	(T-47020, SRT, "Artery Of Upper Extremity") (T-47160, SRT, "Brachial artery")	(G-C171, SRT, "Laterality")=(G-A100, SRT, "Right") (121401, DCM, "Derivation")=(R-41D2D, SRT, "Calculated") (G-A1F8, SRT, "Topographical Modifier")=(G-A188, SRT, "Mid-longitudinal")
SYST VEL/DIAST VEL	(12144-2, LN, "Systolic to Diastolic Velocity Ratio")	(T-47020, SRT, "Artery Of Upper Extremity") (T-47160, SRT, "Brachial artery")	(G-C171, SRT, "Laterality")=(G-A100, SRT, "Right") (121401, DCM, "Derivation")=(R-41D2D, SRT, "Calculated") (G-A1F8, SRT, "Topographical Modifier")=(G-A188, SRT, "Mid-longitudinal")
DIAST VEL/SYST VEL	(MN-28, ESAOTE_P1, "Diastolic To Systolic Velocity Ratio")	(T-47020, SRT, "Artery Of Upper Extremity") (T-47160, SRT, "Brachial artery")	(G-C171, SRT, "Laterality")=(G-A100, SRT, "Right") (121401, DCM, "Derivation")=(R-41D2D, SRT, "Calculated") (G-A1F8, SRT, "Topographical Modifier")=(G-A188, SRT, "Mid-longitudinal")
R BA DISTAL			
R BA DIST PS VEL	(11726-7, LN, "Peak Systolic Velocity")	(T-47020, SRT, "Artery Of Upper Extremity") (T-47160, SRT, "Brachial artery")	(G-C171, SRT, "Laterality")=(G-A100, SRT, "Right") (121401, DCM, "Derivation")=(R-00355, SRT, "Point source measurement") (G-A1F8, SRT, "Topographical Modifier")=(G-A119, SRT, "Distal")

ESAOTE MEASURE	BASE MEAS. CONCEPT NAME	SECTION	CONCEPT OR ACQUISITION CONTEXT MODIFIERS
R BA DIST TD VEL	(11653-3, LN, "End Diastolic Velocity")	(T-47020, SRT, "Artery Of Upper Extremity") (T-47160, SRT, "Brachial artery")	(G-C171, SRT, "Laterality")=(G-A100, SRT, "Right") (121401, DCM, "Derivation")=(R-00355, SRT, "Point source measurement") (G-A1F8, SRT, "Topographical Modifier")=(G-A119, SRT, "Distal")
R BA DIS FVI			
FVI	(20354-7, LN, "Velocity Time Integral")	(T-47020, SRT, "Artery Of Upper Extremity") (T-47160, SRT, "Brachial artery")	(G-C171, SRT, "Laterality")=(G-A100, SRT, "Right") (121401, DCM, "Derivation")=(R-41D2D, SRT, "Calculated") (G-A1F8, SRT, "Topographical Modifier")=(G-A119, SRT, "Distal")
PULSATILITY INDEX	(12008-9, LN, "Pulsatility Index")	(T-47020, SRT, "Artery Of Upper Extremity") (T-47160, SRT, "Brachial artery")	(G-C171, SRT, "Laterality")=(G-A100, SRT, "Right") (121401, DCM, "Derivation")=(R-41D2D, SRT, "Calculated") (G-A1F8, SRT, "Topographical Modifier")=(G-A119, SRT, "Distal")
RESISTIVE INDEX	(12023-8, LN, "Resistivity Index")	(T-47020, SRT, "Artery Of Upper Extremity") (T-47160, SRT, "Brachial artery")	(G-C171, SRT, "Laterality")=(G-A100, SRT, "Right") (121401, DCM, "Derivation")=(R-41D2D, SRT, "Calculated") (G-A1F8, SRT, "Topographical Modifier")=(G-A119, SRT, "Distal")
PEAK VELOCITY	(11726-7, LN, "Peak Systolic Velocity")	(T-47020, SRT, "Artery Of Upper Extremity") (T-47160, SRT, "Brachial artery")	(G-C171, SRT, "Laterality")=(G-A100, SRT, "Right") (121401, DCM, "Derivation")=(R-41D2D, SRT, "Calculated") (G-A1F8, SRT, "Topographical Modifier")=(G-A119, SRT, "Distal")
MEAN VELOCITY	(MN-25, ESAOTE_P1, "Time Averaged Velocity")	(T-47020, SRT, "Artery Of Upper Extremity") (T-47160, SRT, "Brachial artery")	(G-C171, SRT, "Laterality")=(G-A100, SRT, "Right") (121401, DCM, "Derivation")=(R-41D2D, SRT, "Calculated") (G-A1F8, SRT, "Topographical Modifier")=(G-A119, SRT, "Distal")
REVERSE VELOCITY	(MN-27, ESAOTE_P1, "Reverse Velocity")	(T-47020, SRT, "Artery Of Upper Extremity") (T-47160, SRT, "Brachial artery")	(G-C171, SRT, "Laterality")=(G-A100, SRT, "Right") (121401, DCM, "Derivation")=(R-41D2D, SRT, "Calculated") (G-A1F8, SRT, "Topographical Modifier")=(G-A119, SRT, "Distal")
DIASTOLIC VELOCITY	(11653-3, LN, "End Diastolic Velocity")	(T-47020, SRT, "Artery Of Upper Extremity") (T-47160, SRT, "Brachial artery")	(G-C171, SRT, "Laterality")=(G-A100, SRT, "Right") (121401, DCM, "Derivation")=(R-41D2D, SRT, "Calculated") (G-A1F8, SRT, "Topographical Modifier")=(G-A119, SRT, "Distal")
PEAK GRADIENT	(20247-3, LN, "Peak Gradient")	(T-47020, SRT, "Artery Of Upper Extremity") (T-47160, SRT, "Brachial artery")	(G-C171, SRT, "Laterality")=(G-A100, SRT, "Right") (121401, DCM, "Derivation")=(R-41D2D, SRT, "Calculated") (G-A1F8, SRT, "Topographical Modifier")=(G-A119, SRT, "Distal")
MEAN GRADIENT	(20256-4, LN, "Mean Gradient")	(T-47020, SRT, "Artery Of Upper Extremity") (T-47160, SRT, "Brachial artery")	(G-C171, SRT, "Laterality")=(G-A100, SRT, "Right") (121401, DCM, "Derivation")=(R-41D2D, SRT, "Calculated") (G-A1F8, SRT, "Topographical Modifier")=(G-A119, SRT, "Distal")
ACCELERATION	(MN-04, ESAOTE_P1, "Acceleration")	(T-47020, SRT, "Artery Of Upper Extremity") (T-47160, SRT, "Brachial artery")	(G-C171, SRT, "Laterality")=(G-A100, SRT, "Right") (121401, DCM, "Derivation")=(R-41D2D, SRT, "Calculated") (G-A1F8, SRT, "Topographical Modifier")=(G-A119, SRT, "Distal")
ACCELERATION TIME	(20168-1, LN, "Acceleration Time")	(T-47020, SRT, "Artery Of Upper Extremity") (T-47160, SRT, "Brachial artery")	(G-C171, SRT, "Laterality")=(G-A100, SRT, "Right") (121401, DCM, "Derivation")=(R-41D2D, SRT, "Calculated") (G-A1F8, SRT, "Topographical Modifier")=(G-A119, SRT, "Distal")
SYST VEL/DIAST VEL	(12144-2, LN, "Systolic to Diastolic Velocity")	(T-47020, SRT, "Artery Of Upper Extremity")	(G-C171, SRT, "Laterality")=(G-A100, SRT, "Right") (121401, DCM, "Derivation")=(R-41D2D, SRT, "Calculated") (G-A1F8, SRT, "Topographical Modifier")=(G-A119, SRT, "Distal")

ESAOTE MEASURE	BASE MEAS. CONCEPT NAME	SECTION	CONCEPT OR ACQUISITION CONTEXT MODIFIERS
	Ratio")	(T-47160,SRT, "Brachial artery")	
DIAST VEL/SYST VEL	(MN-28,ESAOTE_P1, "Diastolic To Systolic Velocity Ratio")	(T-47020,SRT, "Artery Of Upper Extremity") (T-47160,SRT, "Brachial artery")	(G-C171, SRT, "Laterality")=(G-A100,SRT, "Right") (121401, DCM, "Derivation")=(R-41D2D,SRT, "Calculated") (G-A1F8, SRT, "Topographical Modifier")=(G-A119,SRT, "Distal")
R RA PROXIMAL			
R RA PROX PS VEL	(11726-7,LN, "Peak Systolic Velocity")	(T-47020,SRT, "Artery Of Upper Extremity") (T-47300,SRT, "Radial artery")	(G-C171, SRT, "Laterality")=(G-A100,SRT, "Right") (121401, DCM, "Derivation")=(R-00355,SRT, "Point source measurement") (G-A1F8, SRT, "Topographical Modifier")=(G-A118,SRT, "Proximal")
R RA PROX TD VEL	(11653-3,LN, "End Diastolic Velocity")	(T-47020,SRT, "Artery Of Upper Extremity") (T-47300,SRT, "Radial artery")	(G-C171, SRT, "Laterality")=(G-A100,SRT, "Right") (121401, DCM, "Derivation")=(R-00355,SRT, "Point source measurement") (G-A1F8, SRT, "Topographical Modifier")=(G-A118,SRT, "Proximal")
R RA PROX FVI			
FVI	(20354-7,LN, "Velocity Time Integral")	(T-47020,SRT, "Artery Of Upper Extremity") (T-47300,SRT, "Radial artery")	(G-C171, SRT, "Laterality")=(G-A100,SRT, "Right") (121401, DCM, "Derivation")=(R-41D2D,SRT, "Calculated") (G-A1F8, SRT, "Topographical Modifier")=(G-A118,SRT, "Proximal")
PULSATILITY INDEX	(12008-9,LN, "Pulsatility Index")	(T-47020,SRT, "Artery Of Upper Extremity") (T-47300,SRT, "Radial artery")	(G-C171, SRT, "Laterality")=(G-A100,SRT, "Right") (121401, DCM, "Derivation")=(R-41D2D,SRT, "Calculated") (G-A1F8, SRT, "Topographical Modifier")=(G-A118,SRT, "Proximal")
RESISTIVE INDEX	(12023-8,LN, "Resistivity Index")	(T-47020,SRT, "Artery Of Upper Extremity") (T-47300,SRT, "Radial artery")	(G-C171, SRT, "Laterality")=(G-A100,SRT, "Right") (121401, DCM, "Derivation")=(R-41D2D,SRT, "Calculated") (G-A1F8, SRT, "Topographical Modifier")=(G-A118,SRT, "Proximal")
PEAK VELOCITY	(11726-7,LN, "Peak Systolic Velocity")	(T-47020,SRT, "Artery Of Upper Extremity") (T-47300,SRT, "Radial artery")	(G-C171, SRT, "Laterality")=(G-A100,SRT, "Right") (121401, DCM, "Derivation")=(R-41D2D,SRT, "Calculated") (G-A1F8, SRT, "Topographical Modifier")=(G-A118,SRT, "Proximal")
MEAN VELOCITY	(MN-25,ESAOTE_P1, "Time Averaged Velocity")	(T-47020,SRT, "Artery Of Upper Extremity") (T-47300,SRT, "Radial artery")	(G-C171, SRT, "Laterality")=(G-A100,SRT, "Right") (121401, DCM, "Derivation")=(R-41D2D,SRT, "Calculated") (G-A1F8, SRT, "Topographical Modifier")=(G-A118,SRT, "Proximal")
REVERSE VELOCITY	(MN-27,ESAOTE_P1, "Reverse Velocity")	(T-47020,SRT, "Artery Of Upper Extremity") (T-47300,SRT, "Radial artery")	(G-C171, SRT, "Laterality")=(G-A100,SRT, "Right") (121401, DCM, "Derivation")=(R-41D2D,SRT, "Calculated") (G-A1F8, SRT, "Topographical Modifier")=(G-A118,SRT, "Proximal")
DIASTOLIC VELOCITY	(11653-3,LN, "End Diastolic Velocity")	(T-47020,SRT, "Artery Of Upper Extremity") (T-47300,SRT, "Radial artery")	(G-C171, SRT, "Laterality")=(G-A100,SRT, "Right") (121401, DCM, "Derivation")=(R-41D2D,SRT, "Calculated") (G-A1F8, SRT, "Topographical Modifier")=(G-A118,SRT, "Proximal")
PEAK GRADIENT	(20247-3,LN, "Peak Gradient")	(T-47020,SRT, "Artery Of Upper Extremity") (T-47300,SRT, "Radial artery")	(G-C171, SRT, "Laterality")=(G-A100,SRT, "Right") (121401, DCM, "Derivation")=(R-41D2D,SRT, "Calculated") (G-A1F8, SRT, "Topographical Modifier")=(G-A118,SRT, "Proximal")
MEAN GRADIENT	(20256-4,LN, "Mean Gradient")	(T-47020,SRT, "Artery Of Upper Extremity") (T-47300,SRT, "Radial artery")	(G-C171, SRT, "Laterality")=(G-A100,SRT, "Right") (121401, DCM, "Derivation")=(R-41D2D,SRT, "Calculated") (G-A1F8, SRT, "Topographical Modifier")=(G-A118,SRT, "Proximal")

<i>ESAOTE MEASURE</i>	<i>BASE MEAS. CONCEPT NAME</i>	<i>SECTION</i>	<i>CONCEPT OR ACQUISITION CONTEXT MODIFIERS</i>
		"Radial artery")	
ACCELERATION	(MN-04,ESAOTE_P1, "Acceleration")	(T-47020,SRT, "Artery Of Upper Extremity") (T-47300,SRT, "Radial artery")	(G-C171, SRT, "Laterality")=(G-A100,SRT, "Right") (121401, DCM, "Derivation")=(R-41D2D,SRT, "Calculated") (G-A1F8, SRT, "Topographical Modifier")=(G-A118,SRT, "Proximal")
ACCELERATION TIME	(20168-1,LN, "Acceleration Time")	(T-47020,SRT, "Artery Of Upper Extremity") (T-47300,SRT, "Radial artery")	(G-C171, SRT, "Laterality")=(G-A100,SRT, "Right") (121401, DCM, "Derivation")=(R-41D2D,SRT, "Calculated") (G-A1F8, SRT, "Topographical Modifier")=(G-A118,SRT, "Proximal")
SYST VEL/DIAST VEL	(12144-2,LN, "Systolic to Diastolic Velocity Ratio")	(T-47020,SRT, "Artery Of Upper Extremity") (T-47300,SRT, "Radial artery")	(G-C171, SRT, "Laterality")=(G-A100,SRT, "Right") (121401, DCM, "Derivation")=(R-41D2D,SRT, "Calculated") (G-A1F8, SRT, "Topographical Modifier")=(G-A118,SRT, "Proximal")
DIAST VEL/SYST VEL	(MN-28,ESAOTE_P1, "Diastolic To Systolic Velocity Ratio")	(T-47020,SRT, "Artery Of Upper Extremity") (T-47300,SRT, "Radial artery")	(G-C171, SRT, "Laterality")=(G-A100,SRT, "Right") (121401, DCM, "Derivation")=(R-41D2D,SRT, "Calculated") (G-A1F8, SRT, "Topographical Modifier")=(G-A118,SRT, "Proximal")
R RA MID			
R RA MID PS VEL	(11726-7,LN, "Peak Systolic Velocity")	(T-47020,SRT, "Artery Of Upper Extremity") (T-47300,SRT, "Radial artery")	(G-C171, SRT, "Laterality")=(G-A100,SRT, "Right") (121401, DCM, "Derivation")=(R-00355,SRT, "Point source measurement") (G-A1F8, SRT, "Topographical Modifier")=(G-A188,SRT, "Mid-longitudinal")
R RA MID TD VEL	(11653-3,LN, "End Diastolic Velocity")	(T-47020,SRT, "Artery Of Upper Extremity") (T-47300,SRT, "Radial artery")	(G-C171, SRT, "Laterality")=(G-A100,SRT, "Right") (121401, DCM, "Derivation")=(R-00355,SRT, "Point source measurement") (G-A1F8, SRT, "Topographical Modifier")=(G-A188,SRT, "Mid-longitudinal")
R RA MID FVI			
FVI	(20354-7,LN, "Velocity Time Integral")	(T-47020,SRT, "Artery Of Upper Extremity") (T-47300,SRT, "Radial artery")	(G-C171, SRT, "Laterality")=(G-A100,SRT, "Right") (121401, DCM, "Derivation")=(R-41D2D,SRT, "Calculated") (G-A1F8, SRT, "Topographical Modifier")=(G-A188,SRT, "Mid-longitudinal")
PULSATILITY INDEX	(12008-9,LN, "Pulsatility Index")	(T-47020,SRT, "Artery Of Upper Extremity") (T-47300,SRT, "Radial artery")	(G-C171, SRT, "Laterality")=(G-A100,SRT, "Right") (121401, DCM, "Derivation")=(R-41D2D,SRT, "Calculated") (G-A1F8, SRT, "Topographical Modifier")=(G-A188,SRT, "Mid-longitudinal")
RESISTIVE INDEX	(12023-8,LN, "Resistivity Index")	(T-47020,SRT, "Artery Of Upper Extremity") (T-47300,SRT, "Radial artery")	(G-C171, SRT, "Laterality")=(G-A100,SRT, "Right") (121401, DCM, "Derivation")=(R-41D2D,SRT, "Calculated") (G-A1F8, SRT, "Topographical Modifier")=(G-A188,SRT, "Mid-longitudinal")
PEAK VELOCITY	(11726-7,LN, "Peak Systolic Velocity")	(T-47020,SRT, "Artery Of Upper Extremity") (T-47300,SRT, "Radial artery")	(G-C171, SRT, "Laterality")=(G-A100,SRT, "Right") (121401, DCM, "Derivation")=(R-41D2D,SRT, "Calculated") (G-A1F8, SRT, "Topographical Modifier")=(G-A188,SRT, "Mid-longitudinal")
MEAN VELOCITY	(MN-25,ESAOTE_P1, "Time Averaged Velocity")	(T-47020,SRT, "Artery Of Upper Extremity") (T-47300,SRT, "Radial artery")	(G-C171, SRT, "Laterality")=(G-A100,SRT, "Right") (121401, DCM, "Derivation")=(R-41D2D,SRT, "Calculated") (G-A1F8, SRT, "Topographical Modifier")=(G-A188,SRT, "Mid-longitudinal")
REVERSE VELOCITY	(MN-27,ESAOTE_P1, "Reverse Velocity")	(T-47020,SRT, "Artery Of Upper Extremity") (T-47300,SRT,	(G-C171, SRT, "Laterality")=(G-A100,SRT, "Right") (121401, DCM, "Derivation")=(R-41D2D,SRT, "Calculated") (G-A1F8, SRT, "Topographical Modifier")=(G-A188,SRT, "Mid-longitudinal")

ESAOTE MEASURE	BASE MEAS. CONCEPT NAME	SECTION	CONCEPT OR ACQUISITION CONTEXT MODIFIERS
		"Radial artery")	
DIASTOLIC VELOCITY	(11653-3, LN, "End Diastolic Velocity")	(T-47020, SRT, "Artery Of Upper Extremity") (T-47300, SRT, "Radial artery")	(G-C171, SRT, "Laterality")=(G-A100, SRT, "Right") (121401, DCM, "Derivation")=(R-41D2D, SRT, "Calculated") (G-A1F8, SRT, "Topographical Modifier")=(G-A188, SRT, "Mid-longitudinal")
PEAK GRADIENT	(20247-3, LN, "Peak Gradient")	(T-47020, SRT, "Artery Of Upper Extremity") (T-47300, SRT, "Radial artery")	(G-C171, SRT, "Laterality")=(G-A100, SRT, "Right") (121401, DCM, "Derivation")=(R-41D2D, SRT, "Calculated") (G-A1F8, SRT, "Topographical Modifier")=(G-A188, SRT, "Mid-longitudinal")
MEAN GRADIENT	(20256-4, LN, "Mean Gradient")	(T-47020, SRT, "Artery Of Upper Extremity") (T-47300, SRT, "Radial artery")	(G-C171, SRT, "Laterality")=(G-A100, SRT, "Right") (121401, DCM, "Derivation")=(R-41D2D, SRT, "Calculated") (G-A1F8, SRT, "Topographical Modifier")=(G-A188, SRT, "Mid-longitudinal")
ACCELERATION	(MN-04, ESAOTE_P1, "Acceleration")	(T-47020, SRT, "Artery Of Upper Extremity") (T-47300, SRT, "Radial artery")	(G-C171, SRT, "Laterality")=(G-A100, SRT, "Right") (121401, DCM, "Derivation")=(R-41D2D, SRT, "Calculated") (G-A1F8, SRT, "Topographical Modifier")=(G-A188, SRT, "Mid-longitudinal")
ACCELERATION TIME	(20168-1, LN, "Acceleration Time")	(T-47020, SRT, "Artery Of Upper Extremity") (T-47300, SRT, "Radial artery")	(G-C171, SRT, "Laterality")=(G-A100, SRT, "Right") (121401, DCM, "Derivation")=(R-41D2D, SRT, "Calculated") (G-A1F8, SRT, "Topographical Modifier")=(G-A188, SRT, "Mid-longitudinal")
SYST VEL/DIAST VEL	(12144-2, LN, "Systolic to Diastolic Velocity Ratio")	(T-47020, SRT, "Artery Of Upper Extremity") (T-47300, SRT, "Radial artery")	(G-C171, SRT, "Laterality")=(G-A100, SRT, "Right") (121401, DCM, "Derivation")=(R-41D2D, SRT, "Calculated") (G-A1F8, SRT, "Topographical Modifier")=(G-A188, SRT, "Mid-longitudinal")
DIAST VEL/SYST VEL	(MN-28, ESAOTE_P1, "Diastolic To Systolic Velocity Ratio")	(T-47020, SRT, "Artery Of Upper Extremity") (T-47300, SRT, "Radial artery")	(G-C171, SRT, "Laterality")=(G-A100, SRT, "Right") (121401, DCM, "Derivation")=(R-41D2D, SRT, "Calculated") (G-A1F8, SRT, "Topographical Modifier")=(G-A188, SRT, "Mid-longitudinal")
R RA DISTAL			
R RA DIST PS VEL	(11726-7, LN, "Peak Systolic Velocity")	(T-47020, SRT, "Artery Of Upper Extremity") (T-47300, SRT, "Radial artery")	(G-C171, SRT, "Laterality")=(G-A100, SRT, "Right") (121401, DCM, "Derivation")=(R-00355, SRT, "Point source measurement") (G-A1F8, SRT, "Topographical Modifier")=(G-A119, SRT, "Distal")
R RA DIST TD VEL	(11653-3, LN, "End Diastolic Velocity")	(T-47020, SRT, "Artery Of Upper Extremity") (T-47300, SRT, "Radial artery")	(G-C171, SRT, "Laterality")=(G-A100, SRT, "Right") (121401, DCM, "Derivation")=(R-00355, SRT, "Point source measurement") (G-A1F8, SRT, "Topographical Modifier")=(G-A119, SRT, "Distal")
R RA DIS FVI			
FVI	(20354-7, LN, "Velocity Time Integral")	(T-47020, SRT, "Artery Of Upper Extremity") (T-47300, SRT, "Radial artery")	(G-C171, SRT, "Laterality")=(G-A100, SRT, "Right") (121401, DCM, "Derivation")=(R-41D2D, SRT, "Calculated") (G-A1F8, SRT, "Topographical Modifier")=(G-A119, SRT, "Distal")
PULSATILITY INDEX	(12008-9, LN, "Pulsatility Index")	(T-47020, SRT, "Artery Of Upper Extremity") (T-47300, SRT, "Radial artery")	(G-C171, SRT, "Laterality")=(G-A100, SRT, "Right") (121401, DCM, "Derivation")=(R-41D2D, SRT, "Calculated") (G-A1F8, SRT, "Topographical Modifier")=(G-A119, SRT, "Distal")
RESISTIVE INDEX	(12023-8, LN, "Resistivity Index")	(T-47020, SRT, "Artery Of Upper Extremity") (T-47300, SRT,	(G-C171, SRT, "Laterality")=(G-A100, SRT, "Right") (121401, DCM, "Derivation")=(R-41D2D, SRT, "Calculated") (G-A1F8, SRT, "Topographical Modifier")=(G-A119, SRT, "Distal")

ESAOTE MEASURE	BASE MEAS. CONCEPT NAME	SECTION	CONCEPT OR ACQUISITION CONTEXT MODIFIERS
		"Radial artery")	
PEAK VELOCITY	(11726-7, LN, "Peak Systolic Velocity")	(T-47020, SRT, "Artery Of Upper Extremity") (T-47300, SRT, "Radial artery")	(G-C171, SRT, "Laterality")=(G-A100, SRT, "Right") (121401, DCM, "Derivation")=(R-41D2D, SRT, "Calculated") (G-A1F8, SRT, "Topographical Modifier")=(G-A119, SRT, "Distal")
MEAN VELOCITY	(MN-25, ESAOTE_P1, "Time Averaged Velocity")	(T-47020, SRT, "Artery Of Upper Extremity") (T-47300, SRT, "Radial artery")	(G-C171, SRT, "Laterality")=(G-A100, SRT, "Right") (121401, DCM, "Derivation")=(R-41D2D, SRT, "Calculated") (G-A1F8, SRT, "Topographical Modifier")=(G-A119, SRT, "Distal")
REVERSE VELOCITY	(MN-27, ESAOTE_P1, "Reverse Velocity")	(T-47020, SRT, "Artery Of Upper Extremity") (T-47300, SRT, "Radial artery")	(G-C171, SRT, "Laterality")=(G-A100, SRT, "Right") (121401, DCM, "Derivation")=(R-41D2D, SRT, "Calculated") (G-A1F8, SRT, "Topographical Modifier")=(G-A119, SRT, "Distal")
DIASTOLIC VELOCITY	(11653-3, LN, "End Diastolic Velocity")	(T-47020, SRT, "Artery Of Upper Extremity") (T-47300, SRT, "Radial artery")	(G-C171, SRT, "Laterality")=(G-A100, SRT, "Right") (121401, DCM, "Derivation")=(R-41D2D, SRT, "Calculated") (G-A1F8, SRT, "Topographical Modifier")=(G-A119, SRT, "Distal")
PEAK GRADIENT	(20247-3, LN, "Peak Gradient")	(T-47020, SRT, "Artery Of Upper Extremity") (T-47300, SRT, "Radial artery")	(G-C171, SRT, "Laterality")=(G-A100, SRT, "Right") (121401, DCM, "Derivation")=(R-41D2D, SRT, "Calculated") (G-A1F8, SRT, "Topographical Modifier")=(G-A119, SRT, "Distal")
MEAN GRADIENT	(20256-4, LN, "Mean Gradient")	(T-47020, SRT, "Artery Of Upper Extremity") (T-47300, SRT, "Radial artery")	(G-C171, SRT, "Laterality")=(G-A100, SRT, "Right") (121401, DCM, "Derivation")=(R-41D2D, SRT, "Calculated") (G-A1F8, SRT, "Topographical Modifier")=(G-A119, SRT, "Distal")
ACCELERATION	(MN-04, ESAOTE_P1, "Acceleration")	(T-47020, SRT, "Artery Of Upper Extremity") (T-47300, SRT, "Radial artery")	(G-C171, SRT, "Laterality")=(G-A100, SRT, "Right") (121401, DCM, "Derivation")=(R-41D2D, SRT, "Calculated") (G-A1F8, SRT, "Topographical Modifier")=(G-A119, SRT, "Distal")
ACCELERATION TIME	(20168-1, LN, "Acceleration Time")	(T-47020, SRT, "Artery Of Upper Extremity") (T-47300, SRT, "Radial artery")	(G-C171, SRT, "Laterality")=(G-A100, SRT, "Right") (121401, DCM, "Derivation")=(R-41D2D, SRT, "Calculated") (G-A1F8, SRT, "Topographical Modifier")=(G-A119, SRT, "Distal")
SYST VEL/DIAST VEL	(12144-2, LN, "Systolic to Diastolic Velocity Ratio")	(T-47020, SRT, "Artery Of Upper Extremity") (T-47300, SRT, "Radial artery")	(G-C171, SRT, "Laterality")=(G-A100, SRT, "Right") (121401, DCM, "Derivation")=(R-41D2D, SRT, "Calculated") (G-A1F8, SRT, "Topographical Modifier")=(G-A119, SRT, "Distal")
DIAST VEL/SYST VEL	(MN-28, ESAOTE_P1, "Diastolic To Systolic Velocity Ratio")	(T-47020, SRT, "Artery Of Upper Extremity") (T-47300, SRT, "Radial artery")	(G-C171, SRT, "Laterality")=(G-A100, SRT, "Right") (121401, DCM, "Derivation")=(R-41D2D, SRT, "Calculated") (G-A1F8, SRT, "Topographical Modifier")=(G-A119, SRT, "Distal")
R UA PROXIMAL			
R UA PROX PS VEL	(11726-7, LN, "Peak Systolic Velocity")	(T-47020, SRT, "Artery Of Upper Extremity") (T-47200, SRT, "Ulnar artery")	(G-C171, SRT, "Laterality")=(G-A100, SRT, "Right") (121401, DCM, "Derivation")=(R-00355, SRT, "Point source measurement") (G-A1F8, SRT, "Topographical Modifier")=(G-A118, SRT, "Proximal")
R UA PROX TD VEL	(11653-3, LN, "End Diastolic Velocity")	(T-47020, SRT, "Artery Of Upper Extremity") (T-47200, SRT, "Ulnar artery")	(G-C171, SRT, "Laterality")=(G-A100, SRT, "Right") (121401, DCM, "Derivation")=(R-00355, SRT, "Point source measurement") (G-A1F8, SRT, "Topographical Modifier")=(G-A118, SRT, "Proximal")

ESAOTE MEASURE	BASE MEAS. CONCEPT NAME	SECTION	CONCEPT OR ACQUISITION CONTEXT MODIFIERS
R UA PROX FVI			
FVI	(20354-7, LN, "Velocity Time Integral")	(T-47020, SRT, "Artery Of Upper Extremity") (T-47200, SRT, "Ulnar artery")	(G-C171, SRT, "Laterality")=(G-A100, SRT, "Right") (121401, DCM, "Derivation")=(R-41D2D, SRT, "Calculated") (G-A1F8, SRT, "Topographical Modifier")=(G-A118, SRT, "Proximal")
PULSATILITY INDEX	(12008-9, LN, "Pulsatility Index")	(T-47020, SRT, "Artery Of Upper Extremity") (T-47200, SRT, "Ulnar artery")	(G-C171, SRT, "Laterality")=(G-A100, SRT, "Right") (121401, DCM, "Derivation")=(R-41D2D, SRT, "Calculated") (G-A1F8, SRT, "Topographical Modifier")=(G-A118, SRT, "Proximal")
RESISTIVE INDEX	(12023-8, LN, "Resistivity Index")	(T-47020, SRT, "Artery Of Upper Extremity") (T-47200, SRT, "Ulnar artery")	(G-C171, SRT, "Laterality")=(G-A100, SRT, "Right") (121401, DCM, "Derivation")=(R-41D2D, SRT, "Calculated") (G-A1F8, SRT, "Topographical Modifier")=(G-A118, SRT, "Proximal")
PEAK VELOCITY	(11726-7, LN, "Peak Systolic Velocity")	(T-47020, SRT, "Artery Of Upper Extremity") (T-47200, SRT, "Ulnar artery")	(G-C171, SRT, "Laterality")=(G-A100, SRT, "Right") (121401, DCM, "Derivation")=(R-41D2D, SRT, "Calculated") (G-A1F8, SRT, "Topographical Modifier")=(G-A118, SRT, "Proximal")
MEAN VELOCITY	(MN-25, ESAOTE_P1, "Time Averaged Velocity")	(T-47020, SRT, "Artery Of Upper Extremity") (T-47200, SRT, "Ulnar artery")	(G-C171, SRT, "Laterality")=(G-A100, SRT, "Right") (121401, DCM, "Derivation")=(R-41D2D, SRT, "Calculated") (G-A1F8, SRT, "Topographical Modifier")=(G-A118, SRT, "Proximal")
REVERSE VELOCITY	(MN-27, ESAOTE_P1, "Reverse Velocity")	(T-47020, SRT, "Artery Of Upper Extremity") (T-47200, SRT, "Ulnar artery")	(G-C171, SRT, "Laterality")=(G-A100, SRT, "Right") (121401, DCM, "Derivation")=(R-41D2D, SRT, "Calculated") (G-A1F8, SRT, "Topographical Modifier")=(G-A118, SRT, "Proximal")
DIASTOLIC VELOCITY	(11653-3, LN, "End Diastolic Velocity")	(T-47020, SRT, "Artery Of Upper Extremity") (T-47200, SRT, "Ulnar artery")	(G-C171, SRT, "Laterality")=(G-A100, SRT, "Right") (121401, DCM, "Derivation")=(R-41D2D, SRT, "Calculated") (G-A1F8, SRT, "Topographical Modifier")=(G-A118, SRT, "Proximal")
PEAK GRADIENT	(20247-3, LN, "Peak Gradient")	(T-47020, SRT, "Artery Of Upper Extremity") (T-47200, SRT, "Ulnar artery")	(G-C171, SRT, "Laterality")=(G-A100, SRT, "Right") (121401, DCM, "Derivation")=(R-41D2D, SRT, "Calculated") (G-A1F8, SRT, "Topographical Modifier")=(G-A118, SRT, "Proximal")
MEAN GRADIENT	(20256-4, LN, "Mean Gradient")	(T-47020, SRT, "Artery Of Upper Extremity") (T-47200, SRT, "Ulnar artery")	(G-C171, SRT, "Laterality")=(G-A100, SRT, "Right") (121401, DCM, "Derivation")=(R-41D2D, SRT, "Calculated") (G-A1F8, SRT, "Topographical Modifier")=(G-A118, SRT, "Proximal")
ACCELERATION	(MN-04, ESAOTE_P1, "Acceleration")	(T-47020, SRT, "Artery Of Upper Extremity") (T-47200, SRT, "Ulnar artery")	(G-C171, SRT, "Laterality")=(G-A100, SRT, "Right") (121401, DCM, "Derivation")=(R-41D2D, SRT, "Calculated") (G-A1F8, SRT, "Topographical Modifier")=(G-A118, SRT, "Proximal")
ACCELERATION TIME	(20168-1, LN, "Acceleration Time")	(T-47020, SRT, "Artery Of Upper Extremity") (T-47200, SRT, "Ulnar artery")	(G-C171, SRT, "Laterality")=(G-A100, SRT, "Right") (121401, DCM, "Derivation")=(R-41D2D, SRT, "Calculated") (G-A1F8, SRT, "Topographical Modifier")=(G-A118, SRT, "Proximal")
SYST VEL/DIAST VEL	(12144-2, LN, "Systolic to Diastolic Velocity Ratio")	(T-47020, SRT, "Artery Of Upper Extremity") (T-47200, SRT, "Ulnar artery")	(G-C171, SRT, "Laterality")=(G-A100, SRT, "Right") (121401, DCM, "Derivation")=(R-41D2D, SRT, "Calculated") (G-A1F8, SRT, "Topographical Modifier")=(G-A118, SRT, "Proximal")
DIAST VEL/SYST VEL	(MN-28, ESAOTE_P1, "Diastolic To")	(T-47020, SRT, "Artery Of Upper Extremity")	(G-C171, SRT, "Laterality")=(G-A100, SRT, "Right") (121401, DCM, "Derivation")=(R-41D2D, SRT, "Calculated") (G-A1F8, SRT, "Topographical Modifier")=(G-A118, SRT, "Proximal")

ESAOTE MEASURE	BASE MEAS. CONCEPT NAME	SECTION	CONCEPT OR ACQUISITION CONTEXT MODIFIERS
	Systolic Velocity Ratio")	(T-47200,SRT, "Ulnar artery")	
R UA DISTAL			
R UA DIST PS VEL	(11726-7,LN, "Peak Systolic Velocity")	(T-47020,SRT, "Artery Of Upper Extremity") (T-47200,SRT, "Ulnar artery")	(G-C171, SRT, "Laterality")=(G-A100,SRT, "Right") (121401, DCM, "Derivation")=(R-00355,SRT, "Point source measurement") (G-A1F8, SRT, "Topographical Modifier")=(G-A119,SRT, "Distal")
R UA DIST TD VEL	(11653-3,LN, "End Diastolic Velocity")	(T-47020,SRT, "Artery Of Upper Extremity") (T-47200,SRT, "Ulnar artery")	(G-C171, SRT, "Laterality")=(G-A100,SRT, "Right") (121401, DCM, "Derivation")=(R-00355,SRT, "Point source measurement") (G-A1F8, SRT, "Topographical Modifier")=(G-A119,SRT, "Distal")
R UA DIS FVI			
FVI	(20354-7,LN, "Velocity Time Integral")	(T-47020,SRT, "Artery Of Upper Extremity") (T-47200,SRT, "Ulnar artery")	(G-C171, SRT, "Laterality")=(G-A100,SRT, "Right") (121401, DCM, "Derivation")=(R-41D2D,SRT, "Calculated") (G-A1F8, SRT, "Topographical Modifier")=(G-A119,SRT, "Distal")
PULSATILITY INDEX	(12008-9,LN, "Pulsatility Index")	(T-47020,SRT, "Artery Of Upper Extremity") (T-47200,SRT, "Ulnar artery")	(G-C171, SRT, "Laterality")=(G-A100,SRT, "Right") (121401, DCM, "Derivation")=(R-41D2D,SRT, "Calculated") (G-A1F8, SRT, "Topographical Modifier")=(G-A119,SRT, "Distal")
RESISTIVE INDEX	(12023-8,LN, "Resistivity Index")	(T-47020,SRT, "Artery Of Upper Extremity") (T-47200,SRT, "Ulnar artery")	(G-C171, SRT, "Laterality")=(G-A100,SRT, "Right") (121401, DCM, "Derivation")=(R-41D2D,SRT, "Calculated") (G-A1F8, SRT, "Topographical Modifier")=(G-A119,SRT, "Distal")
PEAK VELOCITY	(11726-7,LN, "Peak Systolic Velocity")	(T-47020,SRT, "Artery Of Upper Extremity") (T-47200,SRT, "Ulnar artery")	(G-C171, SRT, "Laterality")=(G-A100,SRT, "Right") (121401, DCM, "Derivation")=(R-41D2D,SRT, "Calculated") (G-A1F8, SRT, "Topographical Modifier")=(G-A119,SRT, "Distal")
MEAN VELOCITY	(MN-25,ESAOTE_P1, "Time Averaged Velocity")	(T-47020,SRT, "Artery Of Upper Extremity") (T-47200,SRT, "Ulnar artery")	(G-C171, SRT, "Laterality")=(G-A100,SRT, "Right") (121401, DCM, "Derivation")=(R-41D2D,SRT, "Calculated") (G-A1F8, SRT, "Topographical Modifier")=(G-A119,SRT, "Distal")
REVERSE VELOCITY	(MN-27,ESAOTE_P1, "Reverse Velocity")	(T-47020,SRT, "Artery Of Upper Extremity") (T-47200,SRT, "Ulnar artery")	(G-C171, SRT, "Laterality")=(G-A100,SRT, "Right") (121401, DCM, "Derivation")=(R-41D2D,SRT, "Calculated") (G-A1F8, SRT, "Topographical Modifier")=(G-A119,SRT, "Distal")
DIASTOLIC VELOCITY	(11653-3,LN, "End Diastolic Velocity")	(T-47020,SRT, "Artery Of Upper Extremity") (T-47200,SRT, "Ulnar artery")	(G-C171, SRT, "Laterality")=(G-A100,SRT, "Right") (121401, DCM, "Derivation")=(R-41D2D,SRT, "Calculated") (G-A1F8, SRT, "Topographical Modifier")=(G-A119,SRT, "Distal")
PEAK GRADIENT	(20247-3,LN, "Peak Gradient")	(T-47020,SRT, "Artery Of Upper Extremity") (T-47200,SRT, "Ulnar artery")	(G-C171, SRT, "Laterality")=(G-A100,SRT, "Right") (121401, DCM, "Derivation")=(R-41D2D,SRT, "Calculated") (G-A1F8, SRT, "Topographical Modifier")=(G-A119,SRT, "Distal")
MEAN GRADIENT	(20256-4,LN, "Mean Gradient")	(T-47020,SRT, "Artery Of Upper Extremity") (T-47200,SRT, "Ulnar artery")	(G-C171, SRT, "Laterality")=(G-A100,SRT, "Right") (121401, DCM, "Derivation")=(R-41D2D,SRT, "Calculated") (G-A1F8, SRT, "Topographical Modifier")=(G-A119,SRT, "Distal")
ACCELERATION	(MN-04,ESAOTE_P1, "Acceleration")	(T-47020,SRT, "Artery Of Upper Extremity") (T-47200,SRT, "Ulnar artery")	(G-C171, SRT, "Laterality")=(G-A100,SRT, "Right") (121401, DCM, "Derivation")=(R-41D2D,SRT, "Calculated") (G-A1F8, SRT, "Topographical Modifier")=(G-A119,SRT, "Distal")

ESAOTE MEASURE	BASE MEAS. CONCEPT NAME	SECTION	CONCEPT OR ACQUISITION CONTEXT MODIFIERS
		"Ulnar artery")	
ACCELERATION TIME	(20168-1, LN, "Acceleration Time")	(T-47020, SRT, "Artery Of Upper Extremity") (T-47200, SRT, "Ulnar artery")	(G-C171, SRT, "Laterality")=(G-A100, SRT, "Right") (121401, DCM, "Derivation")=(R-41D2D, SRT, "Calculated") (G-A1F8, SRT, "Topographical Modifier")=(G-A119, SRT, "Distal")
SYST VEL/DIAST VEL	(12144-2, LN, "Systolic to Diastolic Velocity Ratio")	(T-47020, SRT, "Artery Of Upper Extremity") (T-47200, SRT, "Ulnar artery")	(G-C171, SRT, "Laterality")=(G-A100, SRT, "Right") (121401, DCM, "Derivation")=(R-41D2D, SRT, "Calculated") (G-A1F8, SRT, "Topographical Modifier")=(G-A119, SRT, "Distal")
DIAST VEL/SYST VEL	(MN-28, ESAOTE_P1, "Diastolic To Systolic Velocity Ratio")	(T-47020, SRT, "Artery Of Upper Extremity") (T-47200, SRT, "Ulnar artery")	(G-C171, SRT, "Laterality")=(G-A100, SRT, "Right") (121401, DCM, "Derivation")=(R-41D2D, SRT, "Calculated") (G-A1F8, SRT, "Topographical Modifier")=(G-A119, SRT, "Distal")
R PALMAR ARCH			
R PALMAR ARCH PS VEL	(11726-7, LN, "Peak Systolic Velocity")	(T-47020, SRT, "Artery Of Upper Extremity") (T-47340, SRT, "Deep Palmar Arch of Radial Artery")	(G-C171, SRT, "Laterality")=(G-A100, SRT, "Right") (121401, DCM, "Derivation")=(R-00355, SRT, "Point source measurement")
R PALMAR ARCH ED VEL	(11653-3, LN, "End Diastolic Velocity")	(T-47020, SRT, "Artery Of Upper Extremity") (T-47340, SRT, "Deep Palmar Arch of Radial Artery")	(G-C171, SRT, "Laterality")=(G-A100, SRT, "Right") (121401, DCM, "Derivation")=(R-00355, SRT, "Point source measurement")
RPaIA FVI			
FVI	(20354-7, LN, "Velocity Time Integral")	(T-47020, SRT, "Artery Of Upper Extremity") (T-47340, SRT, "Deep Palmar Arch of Radial Artery")	(G-C171, SRT, "Laterality")=(G-A100, SRT, "Right") (121401, DCM, "Derivation")=(R-41D2D, SRT, "Calculated")
PULSATILITY INDEX	(12008-9, LN, "Pulsatility Index")	(T-47020, SRT, "Artery Of Upper Extremity") (T-47340, SRT, "Deep Palmar Arch of Radial Artery")	(G-C171, SRT, "Laterality")=(G-A100, SRT, "Right") (121401, DCM, "Derivation")=(R-41D2D, SRT, "Calculated")
RESISTIVE INDEX	(12023-8, LN, "Resistivity Index")	(T-47020, SRT, "Artery Of Upper Extremity") (T-47340, SRT, "Deep Palmar Arch of Radial Artery")	(G-C171, SRT, "Laterality")=(G-A100, SRT, "Right") (121401, DCM, "Derivation")=(R-41D2D, SRT, "Calculated")
PEAK VELOCITY	(11726-7, LN, "Peak Systolic Velocity")	(T-47020, SRT, "Artery Of Upper Extremity") (T-47340, SRT, "Deep Palmar Arch of Radial Artery")	(G-C171, SRT, "Laterality")=(G-A100, SRT, "Right") (121401, DCM, "Derivation")=(R-41D2D, SRT, "Calculated")
MEAN VELOCITY	(MN-25, ESAOTE_P1, "Time Averaged Velocity")	(T-47020, SRT, "Artery Of Upper Extremity") (T-47340, SRT, "Deep Palmar Arch of Radial Artery")	(G-C171, SRT, "Laterality")=(G-A100, SRT, "Right") (121401, DCM, "Derivation")=(R-41D2D, SRT, "Calculated")
REVERSE VELOCITY	(MN-27, ESAOTE_P1, "Reverse Velocity")	(T-47020, SRT, "Artery Of Upper Extremity")	(G-C171, SRT, "Laterality")=(G-A100, SRT, "Right") (121401, DCM, "Derivation")=(R-41D2D, SRT, "Calculated")

<i>ESAOTE MEASURE</i>	<i>BASE MEAS. CONCEPT NAME</i>	<i>SECTION</i>	<i>CONCEPT OR ACQUISITION CONTEXT MODIFIERS</i>
		(T-47340,SRT, "Deep Palmar Arch of Radial Artery")	
DIASTOLIC VELOCITY	(11653-3,LN, "End Diastolic Velocity")	(T-47020,SRT, "Artery Of Upper Extremity") (T-47340,SRT, "Deep Palmar Arch of Radial Artery")	(G-C171, SRT, "Laterality")=(G-A100,SRT, "Right") (121401, DCM, "Derivation")=(R-41D2D,SRT, "Calculated")
PEAK GRADIENT	(20247-3,LN, "Peak Gradient")	(T-47020,SRT, "Artery Of Upper Extremity") (T-47340,SRT, "Deep Palmar Arch of Radial Artery")	(G-C171, SRT, "Laterality")=(G-A100,SRT, "Right") (121401, DCM, "Derivation")=(R-41D2D,SRT, "Calculated")
MEAN GRADIENT	(20256-4,LN, "Mean Gradient")	(T-47020,SRT, "Artery Of Upper Extremity") (T-47340,SRT, "Deep Palmar Arch of Radial Artery")	(G-C171, SRT, "Laterality")=(G-A100,SRT, "Right") (121401, DCM, "Derivation")=(R-41D2D,SRT, "Calculated")
ACCELERATION	(MN-04,ESAOTE_P1, "Acceleration")	(T-47020,SRT, "Artery Of Upper Extremity") (T-47340,SRT, "Deep Palmar Arch of Radial Artery")	(G-C171, SRT, "Laterality")=(G-A100,SRT, "Right") (121401, DCM, "Derivation")=(R-41D2D,SRT, "Calculated")
ACCELERATION TIME	(20168-1,LN, "Acceleration Time")	(T-47020,SRT, "Artery Of Upper Extremity") (T-47340,SRT, "Deep Palmar Arch of Radial Artery")	(G-C171, SRT, "Laterality")=(G-A100,SRT, "Right") (121401, DCM, "Derivation")=(R-41D2D,SRT, "Calculated")
SYST VEL/DIAST VEL	(12144-2,LN, "Systolic to Diastolic Velocity Ratio")	(T-47020,SRT, "Artery Of Upper Extremity") (T-47340,SRT, "Deep Palmar Arch of Radial Artery")	(G-C171, SRT, "Laterality")=(G-A100,SRT, "Right") (121401, DCM, "Derivation")=(R-41D2D,SRT, "Calculated")
DIAST VEL/SYST VEL	(MN-28,ESAOTE_P1, "Diastolic To Systolic Velocity Ratio")	(T-47020,SRT, "Artery Of Upper Extremity") (T-47340,SRT, "Deep Palmar Arch of Radial Artery")	(G-C171, SRT, "Laterality")=(G-A100,SRT, "Right") (121401, DCM, "Derivation")=(R-41D2D,SRT, "Calculated")
R DIGITAL ARTERY			
R DigA DIST PS VEL	(11726-7,LN, "Peak Systolic Velocity")	(T-47020,SRT, "Artery Of Upper Extremity") (T-47260,SRT, "Digital artery of hand")	(G-C171, SRT, "Laterality")=(G-A100,SRT, "Right") (121401, DCM, "Derivation")=(R-00355,SRT, "Point source measurement") (G-A1F8, SRT, "Topographical Modifier")=(G-A119,SRT, "Distal")
R DigA DIST TD VEL	(11653-3,LN, "End Diastolic Velocity")	(T-47020,SRT, "Artery Of Upper Extremity") (T-47260,SRT, "Digital artery of hand")	(G-C171, SRT, "Laterality")=(G-A100,SRT, "Right") (121401, DCM, "Derivation")=(R-00355,SRT, "Point source measurement") (G-A1F8, SRT, "Topographical Modifier")=(G-A119,SRT, "Distal")
R DigA DIST FVI			
FVI	(20354-7,LN, "Velocity Time Integral")	(T-47020,SRT, "Artery Of Upper Extremity") (T-47260,SRT, "Digital artery of hand")	(G-C171, SRT, "Laterality")=(G-A100,SRT, "Right") (121401, DCM, "Derivation")=(R-41D2D,SRT, "Calculated") (G-A1F8, SRT, "Topographical Modifier")=(G-A119,SRT, "Distal")

<i>ESAOTE MEASURE</i>	<i>BASE MEAS. CONCEPT NAME</i>	<i>SECTION</i>	<i>CONCEPT OR ACQUISITION CONTEXT MODIFIERS</i>
		hand")	
PULSATILITY INDEX	(12008-9, LN, "Pulsatility Index")	(T-47020, SRT, "Artery Of Upper Extremity") (T-47260, SRT, "Digital artery of hand")	(G-C171, SRT, "Laterality")=(G-A100, SRT, "Right") (121401, DCM, "Derivation")=(R-41D2D, SRT, "Calculated") (G-A1F8, SRT, "Topographical Modifier")=(G-A119, SRT, "Distal")
RESISTIVE INDEX	(12023-8, LN, "Resistivity Index")	(T-47020, SRT, "Artery Of Upper Extremity") (T-47260, SRT, "Digital artery of hand")	(G-C171, SRT, "Laterality")=(G-A100, SRT, "Right") (121401, DCM, "Derivation")=(R-41D2D, SRT, "Calculated") (G-A1F8, SRT, "Topographical Modifier")=(G-A119, SRT, "Distal")
PEAK VELOCITY	(11726-7, LN, "Peak Systolic Velocity")	(T-47020, SRT, "Artery Of Upper Extremity") (T-47260, SRT, "Digital artery of hand")	(G-C171, SRT, "Laterality")=(G-A100, SRT, "Right") (121401, DCM, "Derivation")=(R-41D2D, SRT, "Calculated") (G-A1F8, SRT, "Topographical Modifier")=(G-A119, SRT, "Distal")
MEAN VELOCITY	(MN-25, ESAOTE_P1, "Time Averaged Velocity")	(T-47020, SRT, "Artery Of Upper Extremity") (T-47260, SRT, "Digital artery of hand")	(G-C171, SRT, "Laterality")=(G-A100, SRT, "Right") (121401, DCM, "Derivation")=(R-41D2D, SRT, "Calculated") (G-A1F8, SRT, "Topographical Modifier")=(G-A119, SRT, "Distal")
REVERSE VELOCITY	(MN-27, ESAOTE_P1, "Reverse Velocity")	(T-47020, SRT, "Artery Of Upper Extremity") (T-47260, SRT, "Digital artery of hand")	(G-C171, SRT, "Laterality")=(G-A100, SRT, "Right") (121401, DCM, "Derivation")=(R-41D2D, SRT, "Calculated") (G-A1F8, SRT, "Topographical Modifier")=(G-A119, SRT, "Distal")
DIASTOLIC VELOCITY	(11653-3, LN, "End Diastolic Velocity")	(T-47020, SRT, "Artery Of Upper Extremity") (T-47260, SRT, "Digital artery of hand")	(G-C171, SRT, "Laterality")=(G-A100, SRT, "Right") (121401, DCM, "Derivation")=(R-41D2D, SRT, "Calculated") (G-A1F8, SRT, "Topographical Modifier")=(G-A119, SRT, "Distal")
PEAK GRADIENT	(20247-3, LN, "Peak Gradient")	(T-47020, SRT, "Artery Of Upper Extremity") (T-47260, SRT, "Digital artery of hand")	(G-C171, SRT, "Laterality")=(G-A100, SRT, "Right") (121401, DCM, "Derivation")=(R-41D2D, SRT, "Calculated") (G-A1F8, SRT, "Topographical Modifier")=(G-A119, SRT, "Distal")
MEAN GRADIENT	(20256-4, LN, "Mean Gradient")	(T-47020, SRT, "Artery Of Upper Extremity") (T-47260, SRT, "Digital artery of hand")	(G-C171, SRT, "Laterality")=(G-A100, SRT, "Right") (121401, DCM, "Derivation")=(R-41D2D, SRT, "Calculated") (G-A1F8, SRT, "Topographical Modifier")=(G-A119, SRT, "Distal")
ACCELERATION	(MN-04, ESAOTE_P1, "Acceleration")	(T-47020, SRT, "Artery Of Upper Extremity") (T-47260, SRT, "Digital artery of hand")	(G-C171, SRT, "Laterality")=(G-A100, SRT, "Right") (121401, DCM, "Derivation")=(R-41D2D, SRT, "Calculated") (G-A1F8, SRT, "Topographical Modifier")=(G-A119, SRT, "Distal")
ACCELERATION TIME	(20168-1, LN, "Acceleration Time")	(T-47020, SRT, "Artery Of Upper Extremity") (T-47260, SRT, "Digital artery of hand")	(G-C171, SRT, "Laterality")=(G-A100, SRT, "Right") (121401, DCM, "Derivation")=(R-41D2D, SRT, "Calculated") (G-A1F8, SRT, "Topographical Modifier")=(G-A119, SRT, "Distal")
SYST VEL/DIAST VEL	(12144-2, LN, "Systolic to Diastolic Velocity Ratio")	(T-47020, SRT, "Artery Of Upper Extremity") (T-47260, SRT,	(G-C171, SRT, "Laterality")=(G-A100, SRT, "Right") (121401, DCM, "Derivation")=(R-41D2D, SRT, "Calculated") (G-A1F8, SRT, "Topographical Modifier")=(G-A119, SRT, "Distal")

ESAOTE MEASURE	BASE MEAS. CONCEPT NAME	SECTION	CONCEPT OR ACQUISITION CONTEXT MODIFIERS
		"Digital artery of hand")	
DIAST VEL/SYST VEL	(MN-28,ESAOTE_P1, "Diastolic To Systolic Velocity Ratio")	(T-47020,SRT, "Artery Of Upper Extremity") (T-47260,SRT, "Digital artery of hand")	(G-C171, SRT, "Laterality")=(G-A100,SRT, "Right") (121401, DCM, "Derivation")=(R-41D2D,SRT, "Calculated") (G-A1F8, SRT, "Topographical Modifier")=(G-A119,SRT, "Distal")
R ART GRA			
R A ARTERIAL VESSEL			
R A ART VES PSV	(11726-7,LN, "Peak Systolic Velocity")	(A-04140,SRT, "Vascular Graft") (AG-07,99ESA_P1, "Arterial Graft")	(G-C171, SRT, "Laterality")=(G-A100,SRT, "Right") (121401, DCM, "Derivation")=(R-00355,SRT, "Point source measurement")
R A ART VES EDV	(11653-3,LN, "End Diastolic Velocity")	(A-04140,SRT, "Vascular Graft") (AG-07,99ESA_P1, "Arterial Graft")	(G-C171, SRT, "Laterality")=(G-A100,SRT, "Right") (121401, DCM, "Derivation")=(R-00355,SRT, "Point source measurement")
R ART VESSEL FVI			
FVI	(20354-7,LN, "Velocity Time Integral")	(A-04140,SRT, "Vascular Graft") (AG-07,99ESA_P1, "Arterial Graft")	(G-C171, SRT, "Laterality")=(G-A100,SRT, "Right") (121401, DCM, "Derivation")=(R-41D2D,SRT, "Calculated")
PULSATILITY INDEX	(12008-9,LN, "Pulsatility Index")	(A-04140,SRT, "Vascular Graft") (AG-07,99ESA_P1, "Arterial Graft")	(G-C171, SRT, "Laterality")=(G-A100,SRT, "Right") (121401, DCM, "Derivation")=(R-41D2D,SRT, "Calculated")
RESISTIVE INDEX	(12023-8,LN, "Resistivity Index")	(A-04140,SRT, "Vascular Graft") (AG-07,99ESA_P1, "Arterial Graft")	(G-C171, SRT, "Laterality")=(G-A100,SRT, "Right") (121401, DCM, "Derivation")=(R-41D2D,SRT, "Calculated")
PEAK VELOCITY	(11726-7,LN, "Peak Systolic Velocity")	(A-04140,SRT, "Vascular Graft") (AG-07,99ESA_P1, "Arterial Graft")	(G-C171, SRT, "Laterality")=(G-A100,SRT, "Right") (121401, DCM, "Derivation")=(R-41D2D,SRT, "Calculated")
MEAN VELOCITY	(20352-1,LN, "Time averaged mean velocity")	(A-04140,SRT, "Vascular Graft") (AG-07,99ESA_P1, "Arterial Graft")	(G-C171, SRT, "Laterality")=(G-A100,SRT, "Right") (121401, DCM, "Derivation")=(R-41D2D,SRT, "Calculated")
REVERSE VELOCITY	(MN-27,ESAOTE_P1, "Reverse Velocity")	(A-04140,SRT, "Vascular Graft") (AG-07,99ESA_P1, "Arterial Graft")	(G-C171, SRT, "Laterality")=(G-A100,SRT, "Right") (121401, DCM, "Derivation")=(R-41D2D,SRT, "Calculated")
DIASTOLIC VELOCITY	(11653-3,LN, "End Diastolic Velocity")	(A-04140,SRT, "Vascular Graft") (AG-07,99ESA_P1, "Arterial Graft")	(G-C171, SRT, "Laterality")=(G-A100,SRT, "Right") (121401, DCM, "Derivation")=(R-41D2D,SRT, "Calculated")
PEAK GRADIENT	(20247-3,LN, "Peak Gradient")	(A-04140,SRT, "Vascular Graft") (AG-07,99ESA_P1, "Arterial Graft")	(G-C171, SRT, "Laterality")=(G-A100,SRT, "Right") (121401, DCM, "Derivation")=(R-41D2D,SRT, "Calculated")
MEAN GRADIENT	(20256-4,LN, "Mean Gradient")	(A-04140,SRT, "Vascular Graft") (AG-07,99ESA_P1, "Arterial Graft")	(G-C171, SRT, "Laterality")=(G-A100,SRT, "Right") (121401, DCM, "Derivation")=(R-41D2D,SRT, "Calculated")
ACCELERATION	(MN-04,ESAOTE_P1, "Acceleration")	(A-04140,SRT, "Vascular Graft") (AG-07,99ESA_P1, "Arterial Graft")	(G-C171, SRT, "Laterality")=(G-A100,SRT, "Right") (121401, DCM, "Derivation")=(R-41D2D,SRT, "Calculated")
ACCELERATION	(20168-1,LN,	(A-04140,SRT,	(G-C171, SRT, "Laterality")=(G-A100,SRT, "Right")

<i>ESAOTE MEASURE</i>	<i>BASE MEAS. CONCEPT NAME</i>	<i>SECTION</i>	<i>CONCEPT OR ACQUISITION CONTEXT MODIFIERS</i>
TIME	"Acceleration Time")	"Vascular Graft") (AG-07,99ESA_P1, "Arterial Graft")	(121401, DCM, "Derivation")=(R-41D2D,SRT, "Calculated")
SYST VEL/DIAST VEL	(12144-2,LN, "Systolic to Diastolic Velocity Ratio")	(A-04140,SRT, "Vascular Graft") (AG-07,99ESA_P1, "Arterial Graft")	(G-C171, SRT, "Laterality")=(G-A100,SRT, "Right") (121401, DCM, "Derivation")=(R-41D2D,SRT, "Calculated")
DIAST VEL/SYST VEL	(MN-28,ESAOTE_P1, "Diastolic To Systolic Velocity Ratio")	(A-04140,SRT, "Vascular Graft") (AG-07,99ESA_P1, "Arterial Graft")	(G-C171, SRT, "Laterality")=(G-A100,SRT, "Right") (121401, DCM, "Derivation")=(R-41D2D,SRT, "Calculated")
R A ART ANAST PROX			
R A ART ANAST PRPSV	(11726-7,LN, "Peak Systolic Velocity")	(A-04140,SRT, "Vascular Graft") (AG-06,99ESA_P1, "Arterial Anastomosis")	(G-C171, SRT, "Laterality")=(G-A100,SRT, "Right") (121401, DCM, "Derivation")=(R-00355,SRT, "Point source measurement") (G-A1F8, SRT, "Topographical Modifier")=(G-A118,SRT, "Proximal")
R A ART ANAST PREDV	(11653-3,LN, "End Diastolic Velocity")	(A-04140,SRT, "Vascular Graft") (AG-06,99ESA_P1, "Arterial Anastomosis")	(G-C171, SRT, "Laterality")=(G-A100,SRT, "Right") (121401, DCM, "Derivation")=(R-00355,SRT, "Point source measurement") (G-A1F8, SRT, "Topographical Modifier")=(G-A118,SRT, "Proximal")
R ART ANAST PRFVI			
FVI	(20354-7,LN, "Velocity Time Integral")	(A-04140,SRT, "Vascular Graft") (AG-06,99ESA_P1, "Arterial Anastomosis")	(G-C171, SRT, "Laterality")=(G-A100,SRT, "Right") (121401, DCM, "Derivation")=(R-41D2D,SRT, "Calculated") (G-A1F8, SRT, "Topographical Modifier")=(G-A118,SRT, "Proximal")
PULSATILITY INDEX	(12008-9,LN, "Pulsatility Index")	(A-04140,SRT, "Vascular Graft") (AG-06,99ESA_P1, "Arterial Anastomosis")	(G-C171, SRT, "Laterality")=(G-A100,SRT, "Right") (121401, DCM, "Derivation")=(R-41D2D,SRT, "Calculated") (G-A1F8, SRT, "Topographical Modifier")=(G-A118,SRT, "Proximal")
RESISTIVE INDEX	(12023-8,LN, "Resistivity Index")	(A-04140,SRT, "Vascular Graft") (AG-06,99ESA_P1, "Arterial Anastomosis")	(G-C171, SRT, "Laterality")=(G-A100,SRT, "Right") (121401, DCM, "Derivation")=(R-41D2D,SRT, "Calculated") (G-A1F8, SRT, "Topographical Modifier")=(G-A118,SRT, "Proximal")
PEAK VELOCITY	(11726-7,LN, "Peak Systolic Velocity")	(A-04140,SRT, "Vascular Graft") (AG-06,99ESA_P1, "Arterial Anastomosis")	(G-C171, SRT, "Laterality")=(G-A100,SRT, "Right") (121401, DCM, "Derivation")=(R-41D2D,SRT, "Calculated") (G-A1F8, SRT, "Topographical Modifier")=(G-A118,SRT, "Proximal")
MEAN VELOCITY	(20352-1,LN, "Time averaged mean velocity")	(A-04140,SRT, "Vascular Graft") (AG-06,99ESA_P1, "Arterial Anastomosis")	(G-C171, SRT, "Laterality")=(G-A100,SRT, "Right") (121401, DCM, "Derivation")=(R-41D2D,SRT, "Calculated") (G-A1F8, SRT, "Topographical Modifier")=(G-A118,SRT, "Proximal")
REVERSE VELOCITY	(MN-27,ESAOTE_P1, "Reverse Velocity")	(A-04140,SRT, "Vascular Graft") (AG-06,99ESA_P1, "Arterial Anastomosis")	(G-C171, SRT, "Laterality")=(G-A100,SRT, "Right") (121401, DCM, "Derivation")=(R-41D2D,SRT, "Calculated") (G-A1F8, SRT, "Topographical Modifier")=(G-A118,SRT, "Proximal")
DIASTOLIC VELOCITY	(11653-3,LN, "End Diastolic Velocity")	(A-04140,SRT, "Vascular Graft") (AG-06,99ESA_P1, "Arterial Anastomosis")	(G-C171, SRT, "Laterality")=(G-A100,SRT, "Right") (121401, DCM, "Derivation")=(R-41D2D,SRT, "Calculated") (G-A1F8, SRT, "Topographical Modifier")=(G-A118,SRT, "Proximal")
PEAK GRADIENT	(20247-3,LN, "Peak Gradient")	(A-04140,SRT, "Vascular Graft") (AG-06,99ESA_P1, "Arterial	(G-C171, SRT, "Laterality")=(G-A100,SRT, "Right") (121401, DCM, "Derivation")=(R-41D2D,SRT, "Calculated") (G-A1F8, SRT, "Topographical Modifier")=(G-A118,SRT, "Proximal")

ESAOTE MEASURE	BASE MEAS. CONCEPT NAME	SECTION	CONCEPT OR ACQUISITION CONTEXT MODIFIERS
		Anastomosis")	
MEAN GRADIENT	(20256-4, LN, "Mean Gradient")	(A-04140, SRT, "Vascular Graft") (AG-06,99ESA_P1, "Arterial Anastomosis")	(G-C171, SRT, "Laterality")=(G-A100, SRT, "Right") (121401, DCM, "Derivation")=(R-41D2D, SRT, "Calculated") (G-A1F8, SRT, "Topographical Modifier")=(G-A118, SRT, "Proximal")
ACCELERATION	(MN-04, ESAOTE_P1, "Acceleration")	(A-04140, SRT, "Vascular Graft") (AG-06,99ESA_P1, "Arterial Anastomosis")	(G-C171, SRT, "Laterality")=(G-A100, SRT, "Right") (121401, DCM, "Derivation")=(R-41D2D, SRT, "Calculated") (G-A1F8, SRT, "Topographical Modifier")=(G-A118, SRT, "Proximal")
ACCELERATION TIME	(20168-1, LN, "Acceleration Time")	(A-04140, SRT, "Vascular Graft") (AG-06,99ESA_P1, "Arterial Anastomosis")	(G-C171, SRT, "Laterality")=(G-A100, SRT, "Right") (121401, DCM, "Derivation")=(R-41D2D, SRT, "Calculated") (G-A1F8, SRT, "Topographical Modifier")=(G-A118, SRT, "Proximal")
SYST VEL/DIAST VEL	(12144-2, LN, "Systolic to Diastolic Velocity Ratio")	(A-04140, SRT, "Vascular Graft") (AG-06,99ESA_P1, "Arterial Anastomosis")	(G-C171, SRT, "Laterality")=(G-A100, SRT, "Right") (121401, DCM, "Derivation")=(R-41D2D, SRT, "Calculated") (G-A1F8, SRT, "Topographical Modifier")=(G-A118, SRT, "Proximal")
DIAST VEL/SYST VEL	(MN-28, ESAOTE_P1, "Diastolic To Systolic Velocity Ratio")	(A-04140, SRT, "Vascular Graft") (AG-06,99ESA_P1, "Arterial Anastomosis")	(G-C171, SRT, "Laterality")=(G-A100, SRT, "Right") (121401, DCM, "Derivation")=(R-41D2D, SRT, "Calculated") (G-A1F8, SRT, "Topographical Modifier")=(G-A118, SRT, "Proximal")
R A GRAFT PROXIMAL			
R A GRAFT PROX PSV	(11726-7, LN, "Peak Systolic Velocity")	(A-04140, SRT, "Vascular Graft") (AG-07,99ESA_P1, "Arterial Graft")	(G-C171, SRT, "Laterality")=(G-A100, SRT, "Right") (121401, DCM, "Derivation")=(R-00355, SRT, "Point source measurement") (G-A1F8, SRT, "Topographical Modifier")=(G-A118, SRT, "Proximal")
R A GRAFT PROX EDV	(11653-3, LN, "End Diastolic Velocity")	(A-04140, SRT, "Vascular Graft") (AG-07,99ESA_P1, "Arterial Graft")	(G-C171, SRT, "Laterality")=(G-A100, SRT, "Right") (121401, DCM, "Derivation")=(R-00355, SRT, "Point source measurement") (G-A1F8, SRT, "Topographical Modifier")=(G-A118, SRT, "Proximal")
R GRAFT PROX FVI			
FVI	(20354-7, LN, "Velocity Time Integral")	(A-04140, SRT, "Vascular Graft") (AG-07,99ESA_P1, "Arterial Graft")	(G-C171, SRT, "Laterality")=(G-A100, SRT, "Right") (121401, DCM, "Derivation")=(R-41D2D, SRT, "Calculated") (G-A1F8, SRT, "Topographical Modifier")=(G-A118, SRT, "Proximal")
PULSATILITY INDEX	(12008-9, LN, "Pulsatility Index")	(A-04140, SRT, "Vascular Graft") (AG-07,99ESA_P1, "Arterial Graft")	(G-C171, SRT, "Laterality")=(G-A100, SRT, "Right") (121401, DCM, "Derivation")=(R-41D2D, SRT, "Calculated") (G-A1F8, SRT, "Topographical Modifier")=(G-A118, SRT, "Proximal")
RESISTIVE INDEX	(12023-8, LN, "Resistivity Index")	(A-04140, SRT, "Vascular Graft") (AG-07,99ESA_P1, "Arterial Graft")	(G-C171, SRT, "Laterality")=(G-A100, SRT, "Right") (121401, DCM, "Derivation")=(R-41D2D, SRT, "Calculated") (G-A1F8, SRT, "Topographical Modifier")=(G-A118, SRT, "Proximal")
PEAK VELOCITY	(11726-7, LN, "Peak Systolic Velocity")	(A-04140, SRT, "Vascular Graft") (AG-07,99ESA_P1, "Arterial Graft")	(G-C171, SRT, "Laterality")=(G-A100, SRT, "Right") (121401, DCM, "Derivation")=(R-41D2D, SRT, "Calculated") (G-A1F8, SRT, "Topographical Modifier")=(G-A118, SRT, "Proximal")
MEAN VELOCITY	(20352-1, LN, "Time averaged mean velocity")	(A-04140, SRT, "Vascular Graft") (AG-07,99ESA_P1, "Arterial Graft")	(G-C171, SRT, "Laterality")=(G-A100, SRT, "Right") (121401, DCM, "Derivation")=(R-41D2D, SRT, "Calculated") (G-A1F8, SRT, "Topographical Modifier")=(G-A118, SRT, "Proximal")
REVERSE VELOCITY	(MN-27, ESAOTE_P1, "Reverse Velocity")	(A-04140, SRT, "Vascular Graft") (AG-07,99ESA_P1, "Arterial Graft")	(G-C171, SRT, "Laterality")=(G-A100, SRT, "Right") (121401, DCM, "Derivation")=(R-41D2D, SRT, "Calculated") (G-A1F8, SRT, "Topographical Modifier")=(G-A118, SRT, "Proximal")

<i>ESAOTE MEASURE</i>	<i>BASE MEAS. CONCEPT NAME</i>	<i>SECTION</i>	<i>CONCEPT OR ACQUISITION CONTEXT MODIFIERS</i>
DIASTOLIC VELOCITY	(11653-3, LN, "End Diastolic Velocity")	(A-04140, SRT, "Vascular Graft") (AG-07,99ESA_P1, "Arterial Graft")	(G-C171, SRT, "Laterality")=(G-A100, SRT, "Right") (121401, DCM, "Derivation")=(R-41D2D, SRT, "Calculated") (G-A1F8, SRT, "Topographical Modifier")=(G-A118, SRT, "Proximal")
PEAK GRADIENT	(20247-3, LN, "Peak Gradient")	(A-04140, SRT, "Vascular Graft") (AG-07,99ESA_P1, "Arterial Graft")	(G-C171, SRT, "Laterality")=(G-A100, SRT, "Right") (121401, DCM, "Derivation")=(R-41D2D, SRT, "Calculated") (G-A1F8, SRT, "Topographical Modifier")=(G-A118, SRT, "Proximal")
MEAN GRADIENT	(20256-4, LN, "Mean Gradient")	(A-04140, SRT, "Vascular Graft") (AG-07,99ESA_P1, "Arterial Graft")	(G-C171, SRT, "Laterality")=(G-A100, SRT, "Right") (121401, DCM, "Derivation")=(R-41D2D, SRT, "Calculated") (G-A1F8, SRT, "Topographical Modifier")=(G-A118, SRT, "Proximal")
ACCELERATION	(MN-04, ESAOTE_P1, "Acceleration")	(A-04140, SRT, "Vascular Graft") (AG-07,99ESA_P1, "Arterial Graft")	(G-C171, SRT, "Laterality")=(G-A100, SRT, "Right") (121401, DCM, "Derivation")=(R-41D2D, SRT, "Calculated") (G-A1F8, SRT, "Topographical Modifier")=(G-A118, SRT, "Proximal")
ACCELERATION TIME	(20168-1, LN, "Acceleration Time")	(A-04140, SRT, "Vascular Graft") (AG-07,99ESA_P1, "Arterial Graft")	(G-C171, SRT, "Laterality")=(G-A100, SRT, "Right") (121401, DCM, "Derivation")=(R-41D2D, SRT, "Calculated") (G-A1F8, SRT, "Topographical Modifier")=(G-A118, SRT, "Proximal")
SYST VEL/DIAST VEL	(12144-2, LN, "Systolic to Diastolic Velocity Ratio")	(A-04140, SRT, "Vascular Graft") (AG-07,99ESA_P1, "Arterial Graft")	(G-C171, SRT, "Laterality")=(G-A100, SRT, "Right") (121401, DCM, "Derivation")=(R-41D2D, SRT, "Calculated") (G-A1F8, SRT, "Topographical Modifier")=(G-A118, SRT, "Proximal")
DIAST VEL/SYST VEL	(MN-28, ESAOTE_P1, "Diastolic To Systolic Velocity Ratio")	(A-04140, SRT, "Vascular Graft") (AG-07,99ESA_P1, "Arterial Graft")	(G-C171, SRT, "Laterality")=(G-A100, SRT, "Right") (121401, DCM, "Derivation")=(R-41D2D, SRT, "Calculated") (G-A1F8, SRT, "Topographical Modifier")=(G-A118, SRT, "Proximal")
R A GRAFT MID			
R A GRAFT MID PSV	(11726-7, LN, "Peak Systolic Velocity")	(A-04140, SRT, "Vascular Graft") (AG-07,99ESA_P1, "Arterial Graft")	(G-C171, SRT, "Laterality")=(G-A100, SRT, "Right") (121401, DCM, "Derivation")=(R-00355, SRT, "Point source measurement") (G-A1F8, SRT, "Topographical Modifier")=(G-A188, SRT, "Mid-longitudinal")
R A GRAFT MID EDV	(11653-3, LN, "End Diastolic Velocity")	(A-04140, SRT, "Vascular Graft") (AG-07,99ESA_P1, "Arterial Graft")	(G-C171, SRT, "Laterality")=(G-A100, SRT, "Right") (121401, DCM, "Derivation")=(R-00355, SRT, "Point source measurement") (G-A1F8, SRT, "Topographical Modifier")=(G-A188, SRT, "Mid-longitudinal")
R GRAFT MID FVI			
FVI	(20354-7, LN, "Velocity Time Integral")	(A-04140, SRT, "Vascular Graft") (AG-07,99ESA_P1, "Arterial Graft")	(G-C171, SRT, "Laterality")=(G-A100, SRT, "Right") (121401, DCM, "Derivation")=(R-41D2D, SRT, "Calculated") (G-A1F8, SRT, "Topographical Modifier")=(G-A188, SRT, "Mid-longitudinal")
PULSATILITY INDEX	(12008-9, LN, "Pulsatility Index")	(A-04140, SRT, "Vascular Graft") (AG-07,99ESA_P1, "Arterial Graft")	(G-C171, SRT, "Laterality")=(G-A100, SRT, "Right") (121401, DCM, "Derivation")=(R-41D2D, SRT, "Calculated") (G-A1F8, SRT, "Topographical Modifier")=(G-A188, SRT, "Mid-longitudinal")
RESISTIVE INDEX	(12023-8, LN, "Resistivity Index")	(A-04140, SRT, "Vascular Graft") (AG-07,99ESA_P1, "Arterial Graft")	(G-C171, SRT, "Laterality")=(G-A100, SRT, "Right") (121401, DCM, "Derivation")=(R-41D2D, SRT, "Calculated") (G-A1F8, SRT, "Topographical Modifier")=(G-A188, SRT, "Mid-longitudinal")
PEAK VELOCITY	(11726-7, LN, "Peak Systolic Velocity")	(A-04140, SRT, "Vascular Graft") (AG-07,99ESA_P1, "Arterial Graft")	(G-C171, SRT, "Laterality")=(G-A100, SRT, "Right") (121401, DCM, "Derivation")=(R-41D2D, SRT, "Calculated") (G-A1F8, SRT, "Topographical Modifier")=(G-A188, SRT, "Mid-longitudinal")
MEAN VELOCITY	(20352-1, LN, "Time averaged mean velocity")	(A-04140, SRT, "Vascular Graft") (AG-07,99ESA_P1, "Arterial Graft")	(G-C171, SRT, "Laterality")=(G-A100, SRT, "Right") (121401, DCM, "Derivation")=(R-41D2D, SRT, "Calculated") (G-A1F8, SRT, "Topographical Modifier")=(G-A188, SRT, "Mid-longitudinal")

<i>ESAOTE MEASURE</i>	<i>BASE MEAS. CONCEPT NAME</i>	<i>SECTION</i>	<i>CONCEPT OR ACQUISITION CONTEXT MODIFIERS</i>
REVERSE VELOCITY	(MN-27,ESAOTE_P1, "Reverse Velocity")	(A-04140,SRT, "Vascular Graft") (AG-07,99ESA_P1, "Arterial Graft")	(G-C171, SRT, "Laterality")=(G-A100,SRT, "Right") (121401, DCM, "Derivation")=(R-41D2D,SRT, "Calculated") (G-A1F8, SRT, "Topographical Modifier")=(G-A188,SRT, "Mid-longitudinal")
DIASTOLIC VELOCITY	(11653-3,LN, "End Diastolic Velocity")	(A-04140,SRT, "Vascular Graft") (AG-07,99ESA_P1, "Arterial Graft")	(G-C171, SRT, "Laterality")=(G-A100,SRT, "Right") (121401, DCM, "Derivation")=(R-41D2D,SRT, "Calculated") (G-A1F8, SRT, "Topographical Modifier")=(G-A188,SRT, "Mid-longitudinal")
PEAK GRADIENT	(20247-3,LN, "Peak Gradient")	(A-04140,SRT, "Vascular Graft") (AG-07,99ESA_P1, "Arterial Graft")	(G-C171, SRT, "Laterality")=(G-A100,SRT, "Right") (121401, DCM, "Derivation")=(R-41D2D,SRT, "Calculated") (G-A1F8, SRT, "Topographical Modifier")=(G-A188,SRT, "Mid-longitudinal")
MEAN GRADIENT	(20256-4,LN, "Mean Gradient")	(A-04140,SRT, "Vascular Graft") (AG-07,99ESA_P1, "Arterial Graft")	(G-C171, SRT, "Laterality")=(G-A100,SRT, "Right") (121401, DCM, "Derivation")=(R-41D2D,SRT, "Calculated") (G-A1F8, SRT, "Topographical Modifier")=(G-A188,SRT, "Mid-longitudinal")
ACCELERATION	(MN-04,ESAOTE_P1, "Acceleration")	(A-04140,SRT, "Vascular Graft") (AG-07,99ESA_P1, "Arterial Graft")	(G-C171, SRT, "Laterality")=(G-A100,SRT, "Right") (121401, DCM, "Derivation")=(R-41D2D,SRT, "Calculated") (G-A1F8, SRT, "Topographical Modifier")=(G-A188,SRT, "Mid-longitudinal")
ACCELERATION TIME	(20168-1,LN, "Acceleration Time")	(A-04140,SRT, "Vascular Graft") (AG-07,99ESA_P1, "Arterial Graft")	(G-C171, SRT, "Laterality")=(G-A100,SRT, "Right") (121401, DCM, "Derivation")=(R-41D2D,SRT, "Calculated") (G-A1F8, SRT, "Topographical Modifier")=(G-A188,SRT, "Mid-longitudinal")
SYST VEL/DIAST VEL	(12144-2,LN, "Systolic to Diastolic Velocity Ratio")	(A-04140,SRT, "Vascular Graft") (AG-07,99ESA_P1, "Arterial Graft")	(G-C171, SRT, "Laterality")=(G-A100,SRT, "Right") (121401, DCM, "Derivation")=(R-41D2D,SRT, "Calculated") (G-A1F8, SRT, "Topographical Modifier")=(G-A188,SRT, "Mid-longitudinal")
DIAST VEL/SYST VEL	(MN-28,ESAOTE_P1, "Diastolic To Systolic Velocity Ratio")	(A-04140,SRT, "Vascular Graft") (AG-07,99ESA_P1, "Arterial Graft")	(G-C171, SRT, "Laterality")=(G-A100,SRT, "Right") (121401, DCM, "Derivation")=(R-41D2D,SRT, "Calculated") (G-A1F8, SRT, "Topographical Modifier")=(G-A188,SRT, "Mid-longitudinal")
R A GRAFT DISTAL			
R A GRAFT DIST PSV	(11726-7,LN, "Peak Systolic Velocity")	(A-04140,SRT, "Vascular Graft") (AG-07,99ESA_P1, "Arterial Graft")	(G-C171, SRT, "Laterality")=(G-A100,SRT, "Right") (121401, DCM, "Derivation")=(R-00355,SRT, "Point source measurement") (G-A1F8, SRT, "Topographical Modifier")=(G-A119,SRT, "Distal")
R A GRAFT DIST EDV	(11653-3,LN, "End Diastolic Velocity")	(A-04140,SRT, "Vascular Graft") (AG-07,99ESA_P1, "Arterial Graft")	(G-C171, SRT, "Laterality")=(G-A100,SRT, "Right") (121401, DCM, "Derivation")=(R-00355,SRT, "Point source measurement") (G-A1F8, SRT, "Topographical Modifier")=(G-A119,SRT, "Distal")
R GRAFT DIS FVI			
FVI	(20354-7,LN, "Velocity Time Integral")	(A-04140,SRT, "Vascular Graft") (AG-07,99ESA_P1, "Arterial Graft")	(G-C171, SRT, "Laterality")=(G-A100,SRT, "Right") (121401, DCM, "Derivation")=(R-41D2D,SRT, "Calculated") (G-A1F8, SRT, "Topographical Modifier")=(G-A119,SRT, "Distal")
PULSATILITY INDEX	(12008-9,LN, "Pulsatility Index")	(A-04140,SRT, "Vascular Graft") (AG-07,99ESA_P1, "Arterial Graft")	(G-C171, SRT, "Laterality")=(G-A100,SRT, "Right") (121401, DCM, "Derivation")=(R-41D2D,SRT, "Calculated") (G-A1F8, SRT, "Topographical Modifier")=(G-A119,SRT, "Distal")
RESISTIVE INDEX	(12023-8,LN, "Resistivity Index")	(A-04140,SRT, "Vascular Graft") (AG-07,99ESA_P1, "Arterial Graft")	(G-C171, SRT, "Laterality")=(G-A100,SRT, "Right") (121401, DCM, "Derivation")=(R-41D2D,SRT, "Calculated") (G-A1F8, SRT, "Topographical Modifier")=(G-A119,SRT, "Distal")
PEAK VELOCITY	(11726-7,LN, "Peak Systolic Velocity")	(A-04140,SRT, "Vascular Graft") (AG-07,99ESA_P1, "Arterial Graft")	(G-C171, SRT, "Laterality")=(G-A100,SRT, "Right") (121401, DCM, "Derivation")=(R-41D2D,SRT, "Calculated") (G-A1F8, SRT, "Topographical Modifier")=(G-A119,SRT, "Distal")
MEAN VELOCITY	(20352-1,LN, "Time averaged mean")	(A-04140,SRT, "Vascular Graft")	(G-C171, SRT, "Laterality")=(G-A100,SRT, "Right") (121401, DCM, "Derivation")=(R-41D2D,SRT, "Calculated")

<i>ESAOTE MEASURE</i>	<i>BASE MEAS. CONCEPT NAME</i>	<i>SECTION</i>	<i>CONCEPT OR ACQUISITION CONTEXT MODIFIERS</i>
	velocity")	(AG-07,99ESA_P1, "Arterial Graft")	(G-A1F8, SRT, "Topographical Modifier")=(G-A119,SRT, "Distal")
REVERSE VELOCITY	(MN-27,ESAOTE_P1, "Reverse Velocity")	(A-04140,SRT, "Vascular Graft") (AG-07,99ESA_P1, "Arterial Graft")	(G-C171, SRT, "Laterality")=(G-A100,SRT, "Right") (121401, DCM, "Derivation")=(R-41D2D,SRT, "Calculated") (G-A1F8, SRT, "Topographical Modifier")=(G-A119,SRT, "Distal")
DIASTOLIC VELOCITY	(11653-3,LN, "End Diastolic Velocity")	(A-04140,SRT, "Vascular Graft") (AG-07,99ESA_P1, "Arterial Graft")	(G-C171, SRT, "Laterality")=(G-A100,SRT, "Right") (121401, DCM, "Derivation")=(R-41D2D,SRT, "Calculated") (G-A1F8, SRT, "Topographical Modifier")=(G-A119,SRT, "Distal")
PEAK GRADIENT	(20247-3,LN, "Peak Gradient")	(A-04140,SRT, "Vascular Graft") (AG-07,99ESA_P1, "Arterial Graft")	(G-C171, SRT, "Laterality")=(G-A100,SRT, "Right") (121401, DCM, "Derivation")=(R-41D2D,SRT, "Calculated") (G-A1F8, SRT, "Topographical Modifier")=(G-A119,SRT, "Distal")
MEAN GRADIENT	(20256-4,LN, "Mean Gradient")	(A-04140,SRT, "Vascular Graft") (AG-07,99ESA_P1, "Arterial Graft")	(G-C171, SRT, "Laterality")=(G-A100,SRT, "Right") (121401, DCM, "Derivation")=(R-41D2D,SRT, "Calculated") (G-A1F8, SRT, "Topographical Modifier")=(G-A119,SRT, "Distal")
ACCELERATION	(MN-04,ESAOTE_P1, "Acceleration")	(A-04140,SRT, "Vascular Graft") (AG-07,99ESA_P1, "Arterial Graft")	(G-C171, SRT, "Laterality")=(G-A100,SRT, "Right") (121401, DCM, "Derivation")=(R-41D2D,SRT, "Calculated") (G-A1F8, SRT, "Topographical Modifier")=(G-A119,SRT, "Distal")
ACCELERATION TIME	(20168-1,LN, "Acceleration Time")	(A-04140,SRT, "Vascular Graft") (AG-07,99ESA_P1, "Arterial Graft")	(G-C171, SRT, "Laterality")=(G-A100,SRT, "Right") (121401, DCM, "Derivation")=(R-41D2D,SRT, "Calculated") (G-A1F8, SRT, "Topographical Modifier")=(G-A119,SRT, "Distal")
SYST VEL/DIAST VEL	(12144-2,LN, "Systolic to Diastolic Velocity Ratio")	(A-04140,SRT, "Vascular Graft") (AG-07,99ESA_P1, "Arterial Graft")	(G-C171, SRT, "Laterality")=(G-A100,SRT, "Right") (121401, DCM, "Derivation")=(R-41D2D,SRT, "Calculated") (G-A1F8, SRT, "Topographical Modifier")=(G-A119,SRT, "Distal")
DIAST VEL/SYST VEL	(MN-28,ESAOTE_P1, "Diastolic To Systolic Velocity Ratio")	(A-04140,SRT, "Vascular Graft") (AG-07,99ESA_P1, "Arterial Graft")	(G-C171, SRT, "Laterality")=(G-A100,SRT, "Right") (121401, DCM, "Derivation")=(R-41D2D,SRT, "Calculated") (G-A1F8, SRT, "Topographical Modifier")=(G-A119,SRT, "Distal")
R A ART ANAST DISTAL			
R A ART ANAST DIPS V	(11726-7,LN, "Peak Systolic Velocity")	(A-04140,SRT, "Vascular Graft") (AG-06,99ESA_P1, "Arterial Anastomosis")	(G-C171, SRT, "Laterality")=(G-A100,SRT, "Right") (121401, DCM, "Derivation")=(R-00355,SRT, "Point source measurement") (G-A1F8, SRT, "Topographical Modifier")=(G-A119,SRT, "Distal")
R A ART ANAST DIED V	(11653-3,LN, "End Diastolic Velocity")	(A-04140,SRT, "Vascular Graft") (AG-06,99ESA_P1, "Arterial Anastomosis")	(G-C171, SRT, "Laterality")=(G-A100,SRT, "Right") (121401, DCM, "Derivation")=(R-00355,SRT, "Point source measurement") (G-A1F8, SRT, "Topographical Modifier")=(G-A119,SRT, "Distal")
R ART ANAST DIFVI			
FVI	(20354-7,LN, "Velocity Time Integral")	(A-04140,SRT, "Vascular Graft") (AG-06,99ESA_P1, "Arterial Anastomosis")	(G-C171, SRT, "Laterality")=(G-A100,SRT, "Right") (121401, DCM, "Derivation")=(R-41D2D,SRT, "Calculated") (G-A1F8, SRT, "Topographical Modifier")=(G-A119,SRT, "Distal")
PULSATILITY INDEX	(12008-9,LN, "Pulsatility Index")	(A-04140,SRT, "Vascular Graft") (AG-06,99ESA_P1, "Arterial Anastomosis")	(G-C171, SRT, "Laterality")=(G-A100,SRT, "Right") (121401, DCM, "Derivation")=(R-41D2D,SRT, "Calculated") (G-A1F8, SRT, "Topographical Modifier")=(G-A119,SRT, "Distal")
RESISTIVE INDEX	(12023-8,LN, "Resistivity Index")	(A-04140,SRT, "Vascular Graft") (AG-06,99ESA_P1, "Arterial Anastomosis")	(G-C171, SRT, "Laterality")=(G-A100,SRT, "Right") (121401, DCM, "Derivation")=(R-41D2D,SRT, "Calculated") (G-A1F8, SRT, "Topographical Modifier")=(G-A119,SRT, "Distal")

<i>ESAOTE MEASURE</i>	<i>BASE MEAS. CONCEPT NAME</i>	<i>SECTION</i>	<i>CONCEPT OR ACQUISITION CONTEXT MODIFIERS</i>
PEAK VELOCITY	(11726-7, LN, "Peak Systolic Velocity")	(A-04140, SRT, "Vascular Graft") (AG-06,99ESA_P1, "Arterial Anastomosis")	(G-C171, SRT, "Laterality")=(G-A100, SRT, "Right") (121401, DCM, "Derivation")=(R-41D2D, SRT, "Calculated") (G-A1F8, SRT, "Topographical Modifier")=(G-A119, SRT, "Distal")
MEAN VELOCITY	(20352-1, LN, "Time averaged mean velocity")	(A-04140, SRT, "Vascular Graft") (AG-06,99ESA_P1, "Arterial Anastomosis")	(G-C171, SRT, "Laterality")=(G-A100, SRT, "Right") (121401, DCM, "Derivation")=(R-41D2D, SRT, "Calculated") (G-A1F8, SRT, "Topographical Modifier")=(G-A119, SRT, "Distal")
REVERSE VELOCITY	(MN-27, ESAOTE_P1, "Reverse Velocity")	(A-04140, SRT, "Vascular Graft") (AG-06,99ESA_P1, "Arterial Anastomosis")	(G-C171, SRT, "Laterality")=(G-A100, SRT, "Right") (121401, DCM, "Derivation")=(R-41D2D, SRT, "Calculated") (G-A1F8, SRT, "Topographical Modifier")=(G-A119, SRT, "Distal")
DIASTOLIC VELOCITY	(11653-3, LN, "End Diastolic Velocity")	(A-04140, SRT, "Vascular Graft") (AG-06,99ESA_P1, "Arterial Anastomosis")	(G-C171, SRT, "Laterality")=(G-A100, SRT, "Right") (121401, DCM, "Derivation")=(R-41D2D, SRT, "Calculated") (G-A1F8, SRT, "Topographical Modifier")=(G-A119, SRT, "Distal")
PEAK GRADIENT	(20247-3, LN, "Peak Gradient")	(A-04140, SRT, "Vascular Graft") (AG-06,99ESA_P1, "Arterial Anastomosis")	(G-C171, SRT, "Laterality")=(G-A100, SRT, "Right") (121401, DCM, "Derivation")=(R-41D2D, SRT, "Calculated") (G-A1F8, SRT, "Topographical Modifier")=(G-A119, SRT, "Distal")
MEAN GRADIENT	(20256-4, LN, "Mean Gradient")	(A-04140, SRT, "Vascular Graft") (AG-06,99ESA_P1, "Arterial Anastomosis")	(G-C171, SRT, "Laterality")=(G-A100, SRT, "Right") (121401, DCM, "Derivation")=(R-41D2D, SRT, "Calculated") (G-A1F8, SRT, "Topographical Modifier")=(G-A119, SRT, "Distal")
ACCELERATION	(MN-04, ESAOTE_P1, "Acceleration")	(A-04140, SRT, "Vascular Graft") (AG-06,99ESA_P1, "Arterial Anastomosis")	(G-C171, SRT, "Laterality")=(G-A100, SRT, "Right") (121401, DCM, "Derivation")=(R-41D2D, SRT, "Calculated") (G-A1F8, SRT, "Topographical Modifier")=(G-A119, SRT, "Distal")
ACCELERATION TIME	(20168-1, LN, "Acceleration Time")	(A-04140, SRT, "Vascular Graft") (AG-06,99ESA_P1, "Arterial Anastomosis")	(G-C171, SRT, "Laterality")=(G-A100, SRT, "Right") (121401, DCM, "Derivation")=(R-41D2D, SRT, "Calculated") (G-A1F8, SRT, "Topographical Modifier")=(G-A119, SRT, "Distal")
SYST VEL/DIAST VEL	(12144-2, LN, "Systolic to Diastolic Velocity Ratio")	(A-04140, SRT, "Vascular Graft") (AG-06,99ESA_P1, "Arterial Anastomosis")	(G-C171, SRT, "Laterality")=(G-A100, SRT, "Right") (121401, DCM, "Derivation")=(R-41D2D, SRT, "Calculated") (G-A1F8, SRT, "Topographical Modifier")=(G-A119, SRT, "Distal")
DIAST VEL/SYST VEL	(MN-28, ESAOTE_P1, "Diastolic To Systolic Velocity Ratio")	(A-04140, SRT, "Vascular Graft") (AG-06,99ESA_P1, "Arterial Anastomosis")	(G-C171, SRT, "Laterality")=(G-A100, SRT, "Right") (121401, DCM, "Derivation")=(R-41D2D, SRT, "Calculated") (G-A1F8, SRT, "Topographical Modifier")=(G-A119, SRT, "Distal")
R A OUTFLOW VESSEL			
R A OUTFLOW VES PSV	(11726-7, LN, "Peak Systolic Velocity")	(A-04140, SRT, "Vascular Graft") (AG-15,99ESA_P1, "Outflow Vessel")	(G-C171, SRT, "Laterality")=(G-A100, SRT, "Right") (121401, DCM, "Derivation")=(R-00355, SRT, "Point source measurement")
R A OUTFLOW VES EDV	(11653-3, LN, "End Diastolic Velocity")	(A-04140, SRT, "Vascular Graft") (AG-15,99ESA_P1, "Outflow Vessel")	(G-C171, SRT, "Laterality")=(G-A100, SRT, "Right") (121401, DCM, "Derivation")=(R-00355, SRT, "Point source measurement")
R VEN VESSEL FVI			
FVI	(20354-7, LN, "Velocity Time Integral")	(A-04140, SRT, "Vascular Graft") (AG-15,99ESA_P1, "Outflow Vessel")	(G-C171, SRT, "Laterality")=(G-A100, SRT, "Right") (121401, DCM, "Derivation")=(R-41D2D, SRT, "Calculated")

<i>ESAOTE MEASURE</i>	<i>BASE MEAS. CONCEPT NAME</i>	<i>SECTION</i>	<i>CONCEPT OR ACQUISITION CONTEXT MODIFIERS</i>
		"Outflow Vessel")	
PULSATILITY INDEX	(12008-9, LN, "Pulsatility Index")	(A-04140, SRT, "Vascular Graft") (AG-15,99ESA_P1, "Outflow Vessel")	(G-C171, SRT, "Laterality")=(G-A100, SRT, "Right") (121401, DCM, "Derivation")=(R-41D2D, SRT, "Calculated")
RESISTIVE INDEX	(12023-8, LN, "Resistivity Index")	(A-04140, SRT, "Vascular Graft") (AG-15,99ESA_P1, "Outflow Vessel")	(G-C171, SRT, "Laterality")=(G-A100, SRT, "Right") (121401, DCM, "Derivation")=(R-41D2D, SRT, "Calculated")
PEAK VELOCITY	(11726-7, LN, "Peak Systolic Velocity")	(A-04140, SRT, "Vascular Graft") (AG-15,99ESA_P1, "Outflow Vessel")	(G-C171, SRT, "Laterality")=(G-A100, SRT, "Right") (121401, DCM, "Derivation")=(R-41D2D, SRT, "Calculated")
MEAN VELOCITY	(20352-1, LN, "Time averaged mean velocity")	(A-04140, SRT, "Vascular Graft") (AG-15,99ESA_P1, "Outflow Vessel")	(G-C171, SRT, "Laterality")=(G-A100, SRT, "Right") (121401, DCM, "Derivation")=(R-41D2D, SRT, "Calculated")
REVERSE VELOCITY	(MN-27, ESAOTE_P1, "Reverse Velocity")	(A-04140, SRT, "Vascular Graft") (AG-15,99ESA_P1, "Outflow Vessel")	(G-C171, SRT, "Laterality")=(G-A100, SRT, "Right") (121401, DCM, "Derivation")=(R-41D2D, SRT, "Calculated")
DIASTOLIC VELOCITY	(11653-3, LN, "End Diastolic Velocity")	(A-04140, SRT, "Vascular Graft") (AG-15,99ESA_P1, "Outflow Vessel")	(G-C171, SRT, "Laterality")=(G-A100, SRT, "Right") (121401, DCM, "Derivation")=(R-41D2D, SRT, "Calculated")
PEAK GRADIENT	(20247-3, LN, "Peak Gradient")	(A-04140, SRT, "Vascular Graft") (AG-15,99ESA_P1, "Outflow Vessel")	(G-C171, SRT, "Laterality")=(G-A100, SRT, "Right") (121401, DCM, "Derivation")=(R-41D2D, SRT, "Calculated")
MEAN GRADIENT	(20256-4, LN, "Mean Gradient")	(A-04140, SRT, "Vascular Graft") (AG-15,99ESA_P1, "Outflow Vessel")	(G-C171, SRT, "Laterality")=(G-A100, SRT, "Right") (121401, DCM, "Derivation")=(R-41D2D, SRT, "Calculated")
ACCELERATION	(MN-04, ESAOTE_P1, "Acceleration")	(A-04140, SRT, "Vascular Graft") (AG-15,99ESA_P1, "Outflow Vessel")	(G-C171, SRT, "Laterality")=(G-A100, SRT, "Right") (121401, DCM, "Derivation")=(R-41D2D, SRT, "Calculated")
ACCELERATION TIME	(20168-1, LN, "Acceleration Time")	(A-04140, SRT, "Vascular Graft") (AG-15,99ESA_P1, "Outflow Vessel")	(G-C171, SRT, "Laterality")=(G-A100, SRT, "Right") (121401, DCM, "Derivation")=(R-41D2D, SRT, "Calculated")
SYST VEL/DIAST VEL	(12144-2, LN, "Systolic to Diastolic Velocity Ratio")	(A-04140, SRT, "Vascular Graft") (AG-15,99ESA_P1, "Outflow Vessel")	(G-C171, SRT, "Laterality")=(G-A100, SRT, "Right") (121401, DCM, "Derivation")=(R-41D2D, SRT, "Calculated")
DIAST VEL/SYST VEL	(MN-28, ESAOTE_P1, "Diastolic To Systolic Velocity Ratio")	(A-04140, SRT, "Vascular Graft") (AG-15,99ESA_P1, "Outflow Vessel")	(G-C171, SRT, "Laterality")=(G-A100, SRT, "Right") (121401, DCM, "Derivation")=(R-41D2D, SRT, "Calculated")
R DIA GRA			
R D ARTERIAL VESSEL			
R D ARTERIAL VES PSV	(11726-7, LN, "Peak Systolic Velocity")	(FS-01,99ESA_P1, "Dialysis Graft") (AG-05,99ESA_P1, "Arterial Vessel")	(G-C171, SRT, "Laterality")=(G-A100, SRT, "Right") (121401, DCM, "Derivation")=(R-00355, SRT, "Point source measurement")
R D ARTERIAL VES EDV	(11653-3, LN, "End Diastolic Velocity")	(FS-01,99ESA_P1, "Dialysis Graft") (AG-05,99ESA_P1, "Arterial Vessel")	(G-C171, SRT, "Laterality")=(G-A100, SRT, "Right") (121401, DCM, "Derivation")=(R-00355, SRT, "Point source measurement")

ESAOTE MEASURE	BASE MEAS. CONCEPT NAME	SECTION	CONCEPT OR ACQUISITION CONTEXT MODIFIERS
R ART VESSEL FVI			
FVI	(20354-7, LN, "Velocity Time Integral")	(FS-01,99ESA_P1, "Dialysis Graft") (AG-05,99ESA_P1, "Arterial Vessel")	(G-C171, SRT, "Laterality")=(G-A100,SRT, "Right") (121401, DCM, "Derivation")=(R-41D2D,SRT, "Calculated")
PULSATILITY INDEX	(12008-9, LN, "Pulsatility Index")	(FS-01,99ESA_P1, "Dialysis Graft") (AG-05,99ESA_P1, "Arterial Vessel")	(G-C171, SRT, "Laterality")=(G-A100,SRT, "Right") (121401, DCM, "Derivation")=(R-41D2D,SRT, "Calculated")
RESISTIVE INDEX	(12023-8, LN, "Resistivity Index")	(FS-01,99ESA_P1, "Dialysis Graft") (AG-05,99ESA_P1, "Arterial Vessel")	(G-C171, SRT, "Laterality")=(G-A100,SRT, "Right") (121401, DCM, "Derivation")=(R-41D2D,SRT, "Calculated") (G-A1F8, SRT, "Topographical Modifier")=(G-A119,SRT, "Distal")
PEAK VELOCITY	(11726-7, LN, "Peak Systolic Velocity")	(FS-01,99ESA_P1, "Dialysis Graft") (AG-05,99ESA_P1, "Arterial Vessel")	(G-C171, SRT, "Laterality")=(G-A100,SRT, "Right") (121401, DCM, "Derivation")=(R-41D2D,SRT, "Calculated") (G-A1F8, SRT, "Topographical Modifier")=(G-A119,SRT, "Distal")
MEAN VELOCITY	(20352-1, LN, "Time averaged mean velocity")	(FS-01,99ESA_P1, "Dialysis Graft") (AG-05,99ESA_P1, "Arterial Vessel")	(G-C171, SRT, "Laterality")=(G-A100,SRT, "Right") (121401, DCM, "Derivation")=(R-41D2D,SRT, "Calculated") (G-A1F8, SRT, "Topographical Modifier")=(G-A119,SRT, "Distal")
REVERSE VELOCITY	(MN-27, ESAOTE_P1, "Reverse Velocity")	(FS-01,99ESA_P1, "Dialysis Graft") (AG-05,99ESA_P1, "Arterial Vessel")	(G-C171, SRT, "Laterality")=(G-A100,SRT, "Right") (121401, DCM, "Derivation")=(R-41D2D,SRT, "Calculated") (G-A1F8, SRT, "Topographical Modifier")=(G-A119,SRT, "Distal")
DIASTOLIC VELOCITY	(11653-3, LN, "End Diastolic Velocity")	(FS-01,99ESA_P1, "Dialysis Graft") (AG-05,99ESA_P1, "Arterial Vessel")	(G-C171, SRT, "Laterality")=(G-A100,SRT, "Right") (121401, DCM, "Derivation")=(R-41D2D,SRT, "Calculated") (G-A1F8, SRT, "Topographical Modifier")=(G-A119,SRT, "Distal")
PEAK GRADIENT	(20247-3, LN, "Peak Gradient")	(FS-01,99ESA_P1, "Dialysis Graft") (AG-05,99ESA_P1, "Arterial Vessel")	(G-C171, SRT, "Laterality")=(G-A100,SRT, "Right") (121401, DCM, "Derivation")=(R-41D2D,SRT, "Calculated") (G-A1F8, SRT, "Topographical Modifier")=(G-A119,SRT, "Distal")
MEAN GRADIENT	(20256-4, LN, "Mean Gradient")	(FS-01,99ESA_P1, "Dialysis Graft") (AG-05,99ESA_P1, "Arterial Vessel")	(G-C171, SRT, "Laterality")=(G-A100,SRT, "Right") (121401, DCM, "Derivation")=(R-41D2D,SRT, "Calculated") (G-A1F8, SRT, "Topographical Modifier")=(G-A119,SRT, "Distal")
ACCELERATION	(MN-04, ESAOTE_P1, "Acceleration")	(FS-01,99ESA_P1, "Dialysis Graft") (AG-05,99ESA_P1, "Arterial Vessel")	(G-C171, SRT, "Laterality")=(G-A100,SRT, "Right") (121401, DCM, "Derivation")=(R-41D2D,SRT, "Calculated") (G-A1F8, SRT, "Topographical Modifier")=(G-A119,SRT, "Distal")
ACCELERATION TIME	(20168-1, LN, "Acceleration Time")	(FS-01,99ESA_P1, "Dialysis Graft") (AG-05,99ESA_P1, "Arterial Vessel")	(G-C171, SRT, "Laterality")=(G-A100,SRT, "Right") (121401, DCM, "Derivation")=(R-41D2D,SRT, "Calculated") (G-A1F8, SRT, "Topographical Modifier")=(G-A119,SRT, "Distal")
SYST VEL/DIAST VEL	(12144-2, LN, "Systolic to Diastolic Velocity Ratio")	(FS-01,99ESA_P1, "Dialysis Graft") (AG-05,99ESA_P1, "Arterial Vessel")	(G-C171, SRT, "Laterality")=(G-A100,SRT, "Right") (121401, DCM, "Derivation")=(R-41D2D,SRT, "Calculated") (G-A1F8, SRT, "Topographical Modifier")=(G-A119,SRT, "Distal")
DIAST VEL/SYST VEL	(MN-28, ESAOTE_P1, "Diastolic To Systolic Velocity Ratio")	(FS-01,99ESA_P1, "Dialysis Graft") (AG-05,99ESA_P1, "Arterial Vessel")	(G-C171, SRT, "Laterality")=(G-A100,SRT, "Right") (121401, DCM, "Derivation")=(R-41D2D,SRT, "Calculated") (G-A1F8, SRT, "Topographical Modifier")=(G-A119,SRT, "Distal")
R D ART ANAST PROX			
R D ART ANAST PRPSV	(11726-7, LN, "Peak Systolic Velocity")	(FS-01,99ESA_P1, "Dialysis Graft") (AG-06,99ESA_P1, "Arterial Anastomosis")	(G-C171, SRT, "Laterality")=(G-A100,SRT, "Right") (121401, DCM, "Derivation")=(R-00355,SRT, "Point source measurement") (G-A1F8, SRT, "Topographical Modifier")=(G-A118,SRT, "Proximal")
R D ART ANAST	(11653-3, LN, "End	(FS-01,99ESA_P1,	(G-C171, SRT, "Laterality")=(G-A100,SRT, "Right")

ESAOTE MEASURE	BASE MEAS. CONCEPT NAME	SECTION	CONCEPT OR ACQUISITION CONTEXT MODIFIERS
PREDV	Diastolic Velocity")	"Dialysis Graft") (AG-06,99ESA_P1, "Arterial Anastomosis")	(121401, DCM, "Derivation")=(R-00355,SRT, "Point source measurement") (G-A1F8, SRT, "Topographical Modifier")=(G-A118,SRT, "Proximal")
R ART ANAST PRFVI			
FVI	(20354-7,LN, "Velocity Time Integral")	(FS-01,99ESA_P1, "Dialysis Graft") (AG-06,99ESA_P1, "Arterial Anastomosis")	(G-C171, SRT, "Laterality")=(G-A100,SRT, "Right") (121401, DCM, "Derivation")=(R-41D2D,SRT, "Calculated") (G-A1F8, SRT, "Topographical Modifier")=(G-A118,SRT, "Proximal")
PULSATILITY INDEX	(12008-9,LN, "Pulsatility Index")	(FS-01,99ESA_P1, "Dialysis Graft") (AG-06,99ESA_P1, "Arterial Anastomosis")	(G-C171, SRT, "Laterality")=(G-A100,SRT, "Right") (121401, DCM, "Derivation")=(R-41D2D,SRT, "Calculated") (G-A1F8, SRT, "Topographical Modifier")=(G-A118,SRT, "Proximal")
RESISTIVE INDEX	(12023-8,LN, "Resistivity Index")	(FS-01,99ESA_P1, "Dialysis Graft") (AG-06,99ESA_P1, "Arterial Anastomosis")	(G-C171, SRT, "Laterality")=(G-A100,SRT, "Right") (121401, DCM, "Derivation")=(R-41D2D,SRT, "Calculated") (G-A1F8, SRT, "Topographical Modifier")=(G-A118,SRT, "Proximal")
PEAK VELOCITY	(11726-7,LN, "Peak Systolic Velocity")	(FS-01,99ESA_P1, "Dialysis Graft") (AG-06,99ESA_P1, "Arterial Anastomosis")	(G-C171, SRT, "Laterality")=(G-A100,SRT, "Right") (121401, DCM, "Derivation")=(R-41D2D,SRT, "Calculated") (G-A1F8, SRT, "Topographical Modifier")=(G-A118,SRT, "Proximal")
MEAN VELOCITY	(20352-1,LN, "Time averaged mean velocity")	(FS-01,99ESA_P1, "Dialysis Graft") (AG-06,99ESA_P1, "Arterial Anastomosis")	(G-C171, SRT, "Laterality")=(G-A100,SRT, "Right") (121401, DCM, "Derivation")=(R-41D2D,SRT, "Calculated") (G-A1F8, SRT, "Topographical Modifier")=(G-A118,SRT, "Proximal")
REVERSE VELOCITY	(MN- 27,ESAOTE_P1, "Reverse Velocity")	(FS-01,99ESA_P1, "Dialysis Graft") (AG-06,99ESA_P1, "Arterial Anastomosis")	(G-C171, SRT, "Laterality")=(G-A100,SRT, "Right") (121401, DCM, "Derivation")=(R-41D2D,SRT, "Calculated") (G-A1F8, SRT, "Topographical Modifier")=(G-A118,SRT, "Proximal")
DIASTOLIC VELOCITY	(11653-3,LN, "End Diastolic Velocity")	(FS-01,99ESA_P1, "Dialysis Graft") (AG-06,99ESA_P1, "Arterial Anastomosis")	(G-C171, SRT, "Laterality")=(G-A100,SRT, "Right") (121401, DCM, "Derivation")=(R-41D2D,SRT, "Calculated") (G-A1F8, SRT, "Topographical Modifier")=(G-A118,SRT, "Proximal")
PEAK GRADIENT	(20247-3,LN, "Peak Gradient")	(FS-01,99ESA_P1, "Dialysis Graft") (AG-06,99ESA_P1, "Arterial Anastomosis")	(G-C171, SRT, "Laterality")=(G-A100,SRT, "Right") (121401, DCM, "Derivation")=(R-41D2D,SRT, "Calculated") (G-A1F8, SRT, "Topographical Modifier")=(G-A118,SRT, "Proximal")
MEAN GRADIENT	(20256-4,LN, "Mean Gradient")	(FS-01,99ESA_P1, "Dialysis Graft") (AG-06,99ESA_P1, "Arterial Anastomosis")	(G-C171, SRT, "Laterality")=(G-A100,SRT, "Right") (121401, DCM, "Derivation")=(R-41D2D,SRT, "Calculated") (G-A1F8, SRT, "Topographical Modifier")=(G-A118,SRT, "Proximal")
ACCELERATION	(MN- 04,ESAOTE_P1, "Acceleration")	(FS-01,99ESA_P1, "Dialysis Graft") (AG-06,99ESA_P1, "Arterial Anastomosis")	(G-C171, SRT, "Laterality")=(G-A100,SRT, "Right") (121401, DCM, "Derivation")=(R-41D2D,SRT, "Calculated") (G-A1F8, SRT, "Topographical Modifier")=(G-A118,SRT, "Proximal")
ACCELERATION TIME	(20168-1,LN, "Acceleration Time")	(FS-01,99ESA_P1, "Dialysis Graft") (AG-06,99ESA_P1, "Arterial Anastomosis")	(G-C171, SRT, "Laterality")=(G-A100,SRT, "Right") (121401, DCM, "Derivation")=(R-41D2D,SRT, "Calculated") (G-A1F8, SRT, "Topographical Modifier")=(G-A118,SRT, "Proximal")
SYST VEL/DIAST VEL	(12144-2,LN, "Systolic to Diastolic Velocity Ratio")	(FS-01,99ESA_P1, "Dialysis Graft") (AG-06,99ESA_P1, "Arterial	(G-C171, SRT, "Laterality")=(G-A100,SRT, "Right") (121401, DCM, "Derivation")=(R-41D2D,SRT, "Calculated") (G-A1F8, SRT, "Topographical Modifier")=(G-A118,SRT, "Proximal")

ESAOTE MEASURE	BASE MEAS. CONCEPT NAME	SECTION	CONCEPT OR ACQUISITION CONTEXT MODIFIERS
		Anastomosis")	
DIAST VEL/SYST VEL	(MN-28,ESAOTE_P1, "Diastolic To Systolic Velocity Ratio")	(FS-01,99ESA_P1, "Dialysis Graft") (AG-06,99ESA_P1, "Arterial Anastomosis")	(G-C171, SRT, "Laterality")=(G-A100,SRT, "Right") (121401, DCM, "Derivation")=(R-41D2D,SRT, "Calculated") (G-A1F8, SRT, "Topographical Modifier")=(G-A118,SRT, "Proximal")
R D GRAFT PROXIMAL			
R D GRAFT PROX PSV	(11726-7,LN, "Peak Systolic Velocity")	(FS-01,99ESA_P1, "Dialysis Graft") (AG-07,99ESA_P1, "Arterial Graft")	(G-C171, SRT, "Laterality")=(G-A100,SRT, "Right") (121401, DCM, "Derivation")=(R-00355,SRT, "Point source measurement") (G-A1F8, SRT, "Topographical Modifier")=(G-A118,SRT, "Proximal")
R D GRAFT PROX EDV	(11653-3,LN, "End Diastolic Velocity")	(FS-01,99ESA_P1, "Dialysis Graft") (AG-07,99ESA_P1, "Arterial Graft")	(G-C171, SRT, "Laterality")=(G-A100,SRT, "Right") (121401, DCM, "Derivation")=(R-00355,SRT, "Point source measurement") (G-A1F8, SRT, "Topographical Modifier")=(G-A118,SRT, "Proximal")
R GRAFT PROX FVI			
FVI	(20354-7,LN, "Velocity Time Integral")	(FS-01,99ESA_P1, "Dialysis Graft") (AG-07,99ESA_P1, "Arterial Graft")	(G-C171, SRT, "Laterality")=(G-A100,SRT, "Right") (121401, DCM, "Derivation")=(R-41D2D,SRT, "Calculated") (G-A1F8, SRT, "Topographical Modifier")=(G-A118,SRT, "Proximal")
PULSATILITY INDEX	(12008-9,LN, "Pulsatility Index")	(FS-01,99ESA_P1, "Dialysis Graft") (AG-07,99ESA_P1, "Arterial Graft")	(G-C171, SRT, "Laterality")=(G-A100,SRT, "Right") (121401, DCM, "Derivation")=(R-41D2D,SRT, "Calculated") (G-A1F8, SRT, "Topographical Modifier")=(G-A118,SRT, "Proximal")
RESISTIVE INDEX	(12023-8,LN, "Resistivity Index")	(FS-01,99ESA_P1, "Dialysis Graft") (AG-07,99ESA_P1, "Arterial Graft")	(G-C171, SRT, "Laterality")=(G-A100,SRT, "Right") (121401, DCM, "Derivation")=(R-41D2D,SRT, "Calculated") (G-A1F8, SRT, "Topographical Modifier")=(G-A118,SRT, "Proximal")
PEAK VELOCITY	(11726-7,LN, "Peak Systolic Velocity")	(FS-01,99ESA_P1, "Dialysis Graft") (AG-07,99ESA_P1, "Arterial Graft")	(G-C171, SRT, "Laterality")=(G-A100,SRT, "Right") (121401, DCM, "Derivation")=(R-41D2D,SRT, "Calculated") (G-A1F8, SRT, "Topographical Modifier")=(G-A118,SRT, "Proximal")
MEAN VELOCITY	(20352-1,LN, "Time averaged mean velocity")	(FS-01,99ESA_P1, "Dialysis Graft") (AG-07,99ESA_P1, "Arterial Graft")	(G-C171, SRT, "Laterality")=(G-A100,SRT, "Right") (121401, DCM, "Derivation")=(R-41D2D,SRT, "Calculated") (G-A1F8, SRT, "Topographical Modifier")=(G-A118,SRT, "Proximal")
REVERSE VELOCITY	(MN-27,ESAOTE_P1, "Reverse Velocity")	(FS-01,99ESA_P1, "Dialysis Graft") (AG-07,99ESA_P1, "Arterial Graft")	(G-C171, SRT, "Laterality")=(G-A100,SRT, "Right") (121401, DCM, "Derivation")=(R-41D2D,SRT, "Calculated") (G-A1F8, SRT, "Topographical Modifier")=(G-A118,SRT, "Proximal")
DIASTOLIC VELOCITY	(11653-3,LN, "End Diastolic Velocity")	(FS-01,99ESA_P1, "Dialysis Graft") (AG-07,99ESA_P1, "Arterial Graft")	(G-C171, SRT, "Laterality")=(G-A100,SRT, "Right") (121401, DCM, "Derivation")=(R-41D2D,SRT, "Calculated") (G-A1F8, SRT, "Topographical Modifier")=(G-A118,SRT, "Proximal")
PEAK GRADIENT	(20247-3,LN, "Peak Gradient")	(FS-01,99ESA_P1, "Dialysis Graft") (AG-07,99ESA_P1, "Arterial Graft")	(G-C171, SRT, "Laterality")=(G-A100,SRT, "Right") (121401, DCM, "Derivation")=(R-41D2D,SRT, "Calculated") (G-A1F8, SRT, "Topographical Modifier")=(G-A118,SRT, "Proximal")
MEAN GRADIENT	(20256-4,LN, "Mean Gradient")	(FS-01,99ESA_P1, "Dialysis Graft") (AG-07,99ESA_P1, "Arterial Graft")	(G-C171, SRT, "Laterality")=(G-A100,SRT, "Right") (121401, DCM, "Derivation")=(R-41D2D,SRT, "Calculated") (G-A1F8, SRT, "Topographical Modifier")=(G-A118,SRT, "Proximal")
ACCELERATION	(MN-04,ESAOTE_P1, "Acceleration")	(FS-01,99ESA_P1, "Dialysis Graft") (AG-07,99ESA_P1, "Arterial Graft")	(G-C171, SRT, "Laterality")=(G-A100,SRT, "Right") (121401, DCM, "Derivation")=(R-41D2D,SRT, "Calculated") (G-A1F8, SRT, "Topographical Modifier")=(G-A118,SRT, "Proximal")
ACCELERATION TIME	(20168-1,LN, "Acceleration Time")	(FS-01,99ESA_P1, "Dialysis Graft") (AG-07,99ESA_P1, "Arterial Graft")	(G-C171, SRT, "Laterality")=(G-A100,SRT, "Right") (121401, DCM, "Derivation")=(R-41D2D,SRT, "Calculated") (G-A1F8, SRT, "Topographical Modifier")=(G-A118,SRT, "Proximal")

<i>ESAOTE MEASURE</i>	<i>BASE MEAS. CONCEPT NAME</i>	<i>SECTION</i>	<i>CONCEPT OR ACQUISITION CONTEXT MODIFIERS</i>
SYST VEL/DIAST VEL	(12144-2, LN, "Systolic to Diastolic Velocity Ratio")	(FS-01,99ESA_P1, "Dialysis Graft") (AG-07,99ESA_P1, "Arterial Graft")	(G-C171, SRT, "Laterality")=(G-A100,SRT, "Right") (121401, DCM, "Derivation")=(R-41D2D,SRT, "Calculated") (G-A1F8, SRT, "Topographical Modifier")=(G-A118,SRT, "Proximal")
DIAST VEL/SYST VEL	(MN-28, ESAOTE_P1, "Diastolic To Systolic Velocity Ratio")	(FS-01,99ESA_P1, "Dialysis Graft") (AG-07,99ESA_P1, "Arterial Graft")	(G-C171, SRT, "Laterality")=(G-A100,SRT, "Right") (121401, DCM, "Derivation")=(R-41D2D,SRT, "Calculated") (G-A1F8, SRT, "Topographical Modifier")=(G-A118,SRT, "Proximal")
R D GRAFT MID			
R D GRAFT MID PSV	(11726-7, LN, "Peak Systolic Velocity")	(FS-01,99ESA_P1, "Dialysis Graft") (AG-07,99ESA_P1, "Arterial Graft")	(G-C171, SRT, "Laterality")=(G-A100,SRT, "Right") (121401, DCM, "Derivation")=(R-00355,SRT, "Point source measurement") (G-A1F8, SRT, "Topographical Modifier")=(G-A188,SRT, "Mid-longitudinal")
R D GRAFT MID EDV	(11653-3, LN, "End Diastolic Velocity")	(FS-01,99ESA_P1, "Dialysis Graft") (AG-07,99ESA_P1, "Arterial Graft")	(G-C171, SRT, "Laterality")=(G-A100,SRT, "Right") (121401, DCM, "Derivation")=(R-00355,SRT, "Point source measurement") (G-A1F8, SRT, "Topographical Modifier")=(G-A188,SRT, "Mid-longitudinal")
R GRAFT MID FVI			
FVI	(20354-7, LN, "Velocity Time Integral")	(FS-01,99ESA_P1, "Dialysis Graft") (AG-07,99ESA_P1, "Arterial Graft")	(G-C171, SRT, "Laterality")=(G-A100,SRT, "Right") (121401, DCM, "Derivation")=(R-41D2D,SRT, "Calculated") (G-A1F8, SRT, "Topographical Modifier")=(G-A188,SRT, "Mid-longitudinal")
PULSATILITY INDEX	(12008-9, LN, "Pulsatility Index")	(FS-01,99ESA_P1, "Dialysis Graft") (AG-07,99ESA_P1, "Arterial Graft")	(G-C171, SRT, "Laterality")=(G-A100,SRT, "Right") (121401, DCM, "Derivation")=(R-41D2D,SRT, "Calculated") (G-A1F8, SRT, "Topographical Modifier")=(G-A188,SRT, "Mid-longitudinal")
RESISTIVE INDEX	(12023-8, LN, "Resistivity Index")	(FS-01,99ESA_P1, "Dialysis Graft") (AG-07,99ESA_P1, "Arterial Graft")	(G-C171, SRT, "Laterality")=(G-A100,SRT, "Right") (121401, DCM, "Derivation")=(R-41D2D,SRT, "Calculated") (G-A1F8, SRT, "Topographical Modifier")=(G-A188,SRT, "Mid-longitudinal")
PEAK VELOCITY	(11726-7, LN, "Peak Systolic Velocity")	(FS-01,99ESA_P1, "Dialysis Graft") (AG-07,99ESA_P1, "Arterial Graft")	(G-C171, SRT, "Laterality")=(G-A100,SRT, "Right") (121401, DCM, "Derivation")=(R-41D2D,SRT, "Calculated") (G-A1F8, SRT, "Topographical Modifier")=(G-A188,SRT, "Mid-longitudinal")
MEAN VELOCITY	(20352-1, LN, "Time averaged mean velocity")	(FS-01,99ESA_P1, "Dialysis Graft") (AG-07,99ESA_P1, "Arterial Graft")	(G-C171, SRT, "Laterality")=(G-A100,SRT, "Right") (121401, DCM, "Derivation")=(R-41D2D,SRT, "Calculated") (G-A1F8, SRT, "Topographical Modifier")=(G-A188,SRT, "Mid-longitudinal")
REVERSE VELOCITY	(MN-27, ESAOTE_P1, "Reverse Velocity")	(FS-01,99ESA_P1, "Dialysis Graft") (AG-07,99ESA_P1, "Arterial Graft")	(G-C171, SRT, "Laterality")=(G-A100,SRT, "Right") (121401, DCM, "Derivation")=(R-41D2D,SRT, "Calculated") (G-A1F8, SRT, "Topographical Modifier")=(G-A188,SRT, "Mid-longitudinal")
DIASTOLIC VELOCITY	(11653-3, LN, "End Diastolic Velocity")	(FS-01,99ESA_P1, "Dialysis Graft") (AG-07,99ESA_P1, "Arterial Graft")	(G-C171, SRT, "Laterality")=(G-A100,SRT, "Right") (121401, DCM, "Derivation")=(R-41D2D,SRT, "Calculated") (G-A1F8, SRT, "Topographical Modifier")=(G-A188,SRT, "Mid-longitudinal")
PEAK GRADIENT	(20247-3, LN, "Peak Gradient")	(FS-01,99ESA_P1, "Dialysis Graft") (AG-07,99ESA_P1, "Arterial Graft")	(G-C171, SRT, "Laterality")=(G-A100,SRT, "Right") (121401, DCM, "Derivation")=(R-41D2D,SRT, "Calculated") (G-A1F8, SRT, "Topographical Modifier")=(G-A188,SRT, "Mid-longitudinal")
MEAN GRADIENT	(20256-4, LN, "Mean Gradient")	(FS-01,99ESA_P1, "Dialysis Graft") (AG-07,99ESA_P1, "Arterial Graft")	(G-C171, SRT, "Laterality")=(G-A100,SRT, "Right") (121401, DCM, "Derivation")=(R-41D2D,SRT, "Calculated") (G-A1F8, SRT, "Topographical Modifier")=(G-A188,SRT, "Mid-longitudinal")
ACCELERATION	(MN-04, ESAOTE_P1, "Acceleration")	(FS-01,99ESA_P1, "Dialysis Graft") (AG-07,99ESA_P1, "Arterial Graft")	(G-C171, SRT, "Laterality")=(G-A100,SRT, "Right") (121401, DCM, "Derivation")=(R-41D2D,SRT, "Calculated") (G-A1F8, SRT, "Topographical Modifier")=(G-A188,SRT, "Mid-longitudinal")

<i>ESAOTE MEASURE</i>	<i>BASE MEAS. CONCEPT NAME</i>	<i>SECTION</i>	<i>CONCEPT OR ACQUISITION CONTEXT MODIFIERS</i>
ACCELERATION TIME	(20168-1, LN, "Acceleration Time")	(FS-01,99ESA_P1, "Dialysis Graft") (AG-07,99ESA_P1, "Arterial Graft")	(G-C171, SRT, "Laterality")=(G-A100,SRT, "Right") (121401, DCM, "Derivation")=(R-41D2D,SRT, "Calculated") (G-A1F8, SRT, "Topographical Modifier")=(G-A188,SRT, "Mid-longitudinal")
SYST VEL/DIAST VEL	(12144-2, LN, "Systolic to Diastolic Velocity Ratio")	(FS-01,99ESA_P1, "Dialysis Graft") (AG-07,99ESA_P1, "Arterial Graft")	(G-C171, SRT, "Laterality")=(G-A100,SRT, "Right") (121401, DCM, "Derivation")=(R-41D2D,SRT, "Calculated") (G-A1F8, SRT, "Topographical Modifier")=(G-A188,SRT, "Mid-longitudinal")
DIAST VEL/SYST VEL	(MN-28, ESAOTE_P1, "Diastolic To Systolic Velocity Ratio")	(FS-01,99ESA_P1, "Dialysis Graft") (AG-07,99ESA_P1, "Arterial Graft")	(G-C171, SRT, "Laterality")=(G-A100,SRT, "Right") (121401, DCM, "Derivation")=(R-41D2D,SRT, "Calculated") (G-A1F8, SRT, "Topographical Modifier")=(G-A188,SRT, "Mid-longitudinal")
R D GRAFT DISTAL			
R D GRAFT DIST PSV	(11726-7, LN, "Peak Systolic Velocity")	(FS-01,99ESA_P1, "Dialysis Graft") (AG-07,99ESA_P1, "Arterial Graft")	(G-C171, SRT, "Laterality")=(G-A100,SRT, "Right") (121401, DCM, "Derivation")=(R-00355,SRT, "Point source measurement") (G-A1F8, SRT, "Topographical Modifier")=(G-A119,SRT, "Distal")
R D GRAFT DIST EDV	(11653-3, LN, "End Diastolic Velocity")	(FS-01,99ESA_P1, "Dialysis Graft") (AG-07,99ESA_P1, "Arterial Graft")	(G-C171, SRT, "Laterality")=(G-A100,SRT, "Right") (121401, DCM, "Derivation")=(R-00355,SRT, "Point source measurement") (G-A1F8, SRT, "Topographical Modifier")=(G-A119,SRT, "Distal")
R GRAFT DIS FVI			
FVI	(20354-7, LN, "Velocity Time Integral")	(FS-01,99ESA_P1, "Dialysis Graft") (AG-07,99ESA_P1, "Arterial Graft")	(G-C171, SRT, "Laterality")=(G-A100,SRT, "Right") (121401, DCM, "Derivation")=(R-41D2D,SRT, "Calculated") (G-A1F8, SRT, "Topographical Modifier")=(G-A119,SRT, "Distal")
PULSATILITY INDEX	(12008-9, LN, "Pulsatility Index")	(FS-01,99ESA_P1, "Dialysis Graft") (AG-07,99ESA_P1, "Arterial Graft")	(G-C171, SRT, "Laterality")=(G-A100,SRT, "Right") (121401, DCM, "Derivation")=(R-41D2D,SRT, "Calculated") (G-A1F8, SRT, "Topographical Modifier")=(G-A119,SRT, "Distal")
RESISTIVE INDEX	(12023-8, LN, "Resistivity Index")	(FS-01,99ESA_P1, "Dialysis Graft") (AG-07,99ESA_P1, "Arterial Graft")	(G-C171, SRT, "Laterality")=(G-A100,SRT, "Right") (121401, DCM, "Derivation")=(R-41D2D,SRT, "Calculated") (G-A1F8, SRT, "Topographical Modifier")=(G-A119,SRT, "Distal")
PEAK VELOCITY	(11726-7, LN, "Peak Systolic Velocity")	(FS-01,99ESA_P1, "Dialysis Graft") (AG-07,99ESA_P1, "Arterial Graft")	(G-C171, SRT, "Laterality")=(G-A100,SRT, "Right") (121401, DCM, "Derivation")=(R-41D2D,SRT, "Calculated") (G-A1F8, SRT, "Topographical Modifier")=(G-A119,SRT, "Distal")
MEAN VELOCITY	(20352-1, LN, "Time averaged mean velocity")	(FS-01,99ESA_P1, "Dialysis Graft") (AG-07,99ESA_P1, "Arterial Graft")	(G-C171, SRT, "Laterality")=(G-A100,SRT, "Right") (121401, DCM, "Derivation")=(R-41D2D,SRT, "Calculated") (G-A1F8, SRT, "Topographical Modifier")=(G-A119,SRT, "Distal")
REVERSE VELOCITY	(MN-27, ESAOTE_P1, "Reverse Velocity")	(FS-01,99ESA_P1, "Dialysis Graft") (AG-07,99ESA_P1, "Arterial Graft")	(G-C171, SRT, "Laterality")=(G-A100,SRT, "Right") (121401, DCM, "Derivation")=(R-41D2D,SRT, "Calculated") (G-A1F8, SRT, "Topographical Modifier")=(G-A119,SRT, "Distal")
DIASTOLIC VELOCITY	(11653-3, LN, "End Diastolic Velocity")	(FS-01,99ESA_P1, "Dialysis Graft") (AG-07,99ESA_P1, "Arterial Graft")	(G-C171, SRT, "Laterality")=(G-A100,SRT, "Right") (121401, DCM, "Derivation")=(R-41D2D,SRT, "Calculated") (G-A1F8, SRT, "Topographical Modifier")=(G-A119,SRT, "Distal")
PEAK GRADIENT	(20247-3, LN, "Peak Gradient")	(FS-01,99ESA_P1, "Dialysis Graft") (AG-07,99ESA_P1, "Arterial Graft")	(G-C171, SRT, "Laterality")=(G-A100,SRT, "Right") (121401, DCM, "Derivation")=(R-41D2D,SRT, "Calculated") (G-A1F8, SRT, "Topographical Modifier")=(G-A119,SRT, "Distal")
MEAN GRADIENT	(20256-4, LN, "Mean Gradient")	(FS-01,99ESA_P1, "Dialysis Graft") (AG-07,99ESA_P1, "Arterial Graft")	(G-C171, SRT, "Laterality")=(G-A100,SRT, "Right") (121401, DCM, "Derivation")=(R-41D2D,SRT, "Calculated") (G-A1F8, SRT, "Topographical Modifier")=(G-A119,SRT, "Distal")
ACCELERATION	(MN-04, ESAOTE_P1, "Acceleration")	(FS-01,99ESA_P1, "Dialysis Graft")	(G-C171, SRT, "Laterality")=(G-A100,SRT, "Right") (121401, DCM, "Derivation")=(R-41D2D,SRT, "Calculated")

<i>ESAOTE MEASURE</i>	<i>BASE MEAS. CONCEPT NAME</i>	<i>SECTION</i>	<i>CONCEPT OR ACQUISITION CONTEXT MODIFIERS</i>
	("Acceleration")	(AG-07,99ESA_P1, "Arterial Graft")	(G-A1F8, SRT, "Topographical Modifier")=(G-A119,SRT, "Distal")
ACCELERATION TIME	(20168-1,LN, "Acceleration Time")	(FS-01,99ESA_P1, "Dialysis Graft") (AG-07,99ESA_P1, "Arterial Graft")	(G-C171, SRT, "Laterality")=(G-A100,SRT, "Right") (121401, DCM, "Derivation")=(R-41D2D,SRT, "Calculated") (G-A1F8, SRT, "Topographical Modifier")=(G-A119,SRT, "Distal")
SYST VEL/DIAST VEL	(12144-2,LN, "Systolic to Diastolic Velocity Ratio")	(FS-01,99ESA_P1, "Dialysis Graft") (AG-07,99ESA_P1, "Arterial Graft")	(G-C171, SRT, "Laterality")=(G-A100,SRT, "Right") (121401, DCM, "Derivation")=(R-41D2D,SRT, "Calculated") (G-A1F8, SRT, "Topographical Modifier")=(G-A119,SRT, "Distal")
DIAST VEL/SYST VEL	(MN-28,ESAOTE_P1, "Diastolic To Systolic Velocity Ratio")	(FS-01,99ESA_P1, "Dialysis Graft") (AG-07,99ESA_P1, "Arterial Graft")	(G-C171, SRT, "Laterality")=(G-A100,SRT, "Right") (121401, DCM, "Derivation")=(R-41D2D,SRT, "Calculated") (G-A1F8, SRT, "Topographical Modifier")=(G-A119,SRT, "Distal")
R D ART ANAST DISTAL			
R D ART ANAST DIPS V	(11726-7,LN, "Peak Systolic Velocity")	(FS-01,99ESA_P1, "Dialysis Graft") (AG-06,99ESA_P1, "Arterial Anastomosis")	(G-C171, SRT, "Laterality")=(G-A100,SRT, "Right") (121401, DCM, "Derivation")=(R-00355,SRT, "Point source measurement") (G-A1F8, SRT, "Topographical Modifier")=(G-A119,SRT, "Distal")
R D ART ANAST DIED V	(11653-3,LN, "End Diastolic Velocity")	(FS-01,99ESA_P1, "Dialysis Graft") (AG-06,99ESA_P1, "Arterial Anastomosis")	(G-C171, SRT, "Laterality")=(G-A100,SRT, "Right") (121401, DCM, "Derivation")=(R-00355,SRT, "Point source measurement") (G-A1F8, SRT, "Topographical Modifier")=(G-A119,SRT, "Distal")
R ART ANAST DIFVI			
FVI	(20354-7,LN, "Velocity Time Integral")	(FS-01,99ESA_P1, "Dialysis Graft") (AG-06,99ESA_P1, "Arterial Anastomosis")	(G-C171, SRT, "Laterality")=(G-A100,SRT, "Right") (121401, DCM, "Derivation")=(R-41D2D,SRT, "Calculated") (G-A1F8, SRT, "Topographical Modifier")=(G-A119,SRT, "Distal")
PULSATILITY INDEX	(12008-9,LN, "Pulsatility Index")	(FS-01,99ESA_P1, "Dialysis Graft") (AG-06,99ESA_P1, "Arterial Anastomosis")	(G-C171, SRT, "Laterality")=(G-A100,SRT, "Right") (121401, DCM, "Derivation")=(R-41D2D,SRT, "Calculated") (G-A1F8, SRT, "Topographical Modifier")=(G-A119,SRT, "Distal")
RESISTIVE INDEX	(12023-8,LN, "Resistivity Index")	(FS-01,99ESA_P1, "Dialysis Graft") (AG-06,99ESA_P1, "Arterial Anastomosis")	(G-C171, SRT, "Laterality")=(G-A100,SRT, "Right") (121401, DCM, "Derivation")=(R-41D2D,SRT, "Calculated") (G-A1F8, SRT, "Topographical Modifier")=(G-A119,SRT, "Distal")
PEAK VELOCITY	(11726-7,LN, "Peak Systolic Velocity")	(FS-01,99ESA_P1, "Dialysis Graft") (AG-06,99ESA_P1, "Arterial Anastomosis")	(G-C171, SRT, "Laterality")=(G-A100,SRT, "Right") (121401, DCM, "Derivation")=(R-41D2D,SRT, "Calculated") (G-A1F8, SRT, "Topographical Modifier")=(G-A119,SRT, "Distal")
MEAN VELOCITY	(20352-1,LN, "Time averaged mean velocity")	(FS-01,99ESA_P1, "Dialysis Graft") (AG-06,99ESA_P1, "Arterial Anastomosis")	(G-C171, SRT, "Laterality")=(G-A100,SRT, "Right") (121401, DCM, "Derivation")=(R-41D2D,SRT, "Calculated") (G-A1F8, SRT, "Topographical Modifier")=(G-A119,SRT, "Distal")
REVERSE VELOCITY	(MN-27,ESAOTE_P1, "Reverse Velocity")	(FS-01,99ESA_P1, "Dialysis Graft") (AG-06,99ESA_P1, "Arterial Anastomosis")	(G-C171, SRT, "Laterality")=(G-A100,SRT, "Right") (121401, DCM, "Derivation")=(R-41D2D,SRT, "Calculated") (G-A1F8, SRT, "Topographical Modifier")=(G-A119,SRT, "Distal")
DIASTOLIC VELOCITY	(11653-3,LN, "End Diastolic Velocity")	(FS-01,99ESA_P1, "Dialysis Graft") (AG-06,99ESA_P1, "Arterial Anastomosis")	(G-C171, SRT, "Laterality")=(G-A100,SRT, "Right") (121401, DCM, "Derivation")=(R-41D2D,SRT, "Calculated") (G-A1F8, SRT, "Topographical Modifier")=(G-A119,SRT, "Distal")

<i>ESAOTE MEASURE</i>	<i>BASE MEAS. CONCEPT NAME</i>	<i>SECTION</i>	<i>CONCEPT OR ACQUISITION CONTEXT MODIFIERS</i>
PEAK GRADIENT	(20247-3, LN, "Peak Gradient")	(FS-01,99ESA_P1, "Dialysis Graft") (AG-06,99ESA_P1, "Arterial Anastomosis")	(G-C171, SRT, "Laterality")=(G-A100,SRT, "Right") (121401, DCM, "Derivation")=(R-41D2D,SRT, "Calculated") (G-A1F8, SRT, "Topographical Modifier")=(G-A119,SRT, "Distal")
MEAN GRADIENT	(20256-4, LN, "Mean Gradient")	(FS-01,99ESA_P1, "Dialysis Graft") (AG-06,99ESA_P1, "Arterial Anastomosis")	(G-C171, SRT, "Laterality")=(G-A100,SRT, "Right") (121401, DCM, "Derivation")=(R-41D2D,SRT, "Calculated") (G-A1F8, SRT, "Topographical Modifier")=(G-A119,SRT, "Distal")
ACCELERATION	(MN-04, ESAOTE_P1, "Acceleration")	(FS-01,99ESA_P1, "Dialysis Graft") (AG-06,99ESA_P1, "Arterial Anastomosis")	(G-C171, SRT, "Laterality")=(G-A100,SRT, "Right") (121401, DCM, "Derivation")=(R-41D2D,SRT, "Calculated") (G-A1F8, SRT, "Topographical Modifier")=(G-A119,SRT, "Distal")
ACCELERATION TIME	(20168-1, LN, "Acceleration Time")	(FS-01,99ESA_P1, "Dialysis Graft") (AG-06,99ESA_P1, "Arterial Anastomosis")	(G-C171, SRT, "Laterality")=(G-A100,SRT, "Right") (121401, DCM, "Derivation")=(R-41D2D,SRT, "Calculated") (G-A1F8, SRT, "Topographical Modifier")=(G-A119,SRT, "Distal")
SYST VEL/DIAST VEL	(12144-2, LN, "Systolic to Diastolic Velocity Ratio")	(FS-01,99ESA_P1, "Dialysis Graft") (AG-06,99ESA_P1, "Arterial Anastomosis")	(G-C171, SRT, "Laterality")=(G-A100,SRT, "Right") (121401, DCM, "Derivation")=(R-41D2D,SRT, "Calculated") (G-A1F8, SRT, "Topographical Modifier")=(G-A119,SRT, "Distal")
DIAST VEL/SYST VEL	(MN-28, ESAOTE_P1, "Diastolic To Systolic Velocity Ratio")	(FS-01,99ESA_P1, "Dialysis Graft") (AG-06,99ESA_P1, "Arterial Anastomosis")	(G-C171, SRT, "Laterality")=(G-A100,SRT, "Right") (121401, DCM, "Derivation")=(R-41D2D,SRT, "Calculated") (G-A1F8, SRT, "Topographical Modifier")=(G-A119,SRT, "Distal")
R PUNCTURE 1			
R PUNCTURE 1 PSV	(11726-7, LN, "Peak Systolic Velocity")	(FS-01,99ESA_P1, "Dialysis Graft") (AG-11,99ESA_P1, "Puncture1")	(G-C171, SRT, "Laterality")=(G-A100,SRT, "Right") (121401, DCM, "Derivation")=(R-00355,SRT, "Point source measurement")
R PUNCTURE 1 EDV	(11653-3, LN, "End Diastolic Velocity")	(FS-01,99ESA_P1, "Dialysis Graft") (AG-11,99ESA_P1, "Puncture1")	(G-C171, SRT, "Laterality")=(G-A100,SRT, "Right") (121401, DCM, "Derivation")=(R-00355,SRT, "Point source measurement")
R PUNCTURE 1 FVI			
FVI	(20354-7, LN, "Velocity Time Integral")	(FS-01,99ESA_P1, "Dialysis Graft") (AG-11,99ESA_P1, "Puncture1")	(G-C171, SRT, "Laterality")=(G-A100,SRT, "Right") (121401, DCM, "Derivation")=(R-41D2D,SRT, "Calculated")
PULSATILITY INDEX	(12008-9, LN, "Pulsatility Index")	(FS-01,99ESA_P1, "Dialysis Graft") (AG-11,99ESA_P1, "Puncture1")	(G-C171, SRT, "Laterality")=(G-A100,SRT, "Right") (121401, DCM, "Derivation")=(R-41D2D,SRT, "Calculated")
RESISTIVE INDEX	(12023-8, LN, "Resistivity Index")	(FS-01,99ESA_P1, "Dialysis Graft") (AG-11,99ESA_P1, "Puncture1")	(G-C171, SRT, "Laterality")=(G-A100,SRT, "Right") (121401, DCM, "Derivation")=(R-41D2D,SRT, "Calculated")
PEAK VELOCITY	(11726-7, LN, "Peak Systolic Velocity")	(FS-01,99ESA_P1, "Dialysis Graft") (AG-11,99ESA_P1, "Puncture1")	(G-C171, SRT, "Laterality")=(G-A100,SRT, "Right") (121401, DCM, "Derivation")=(R-41D2D,SRT, "Calculated")
MEAN VELOCITY	(20352-1, LN, "Time averaged mean velocity")	(FS-01,99ESA_P1, "Dialysis Graft") (AG-11,99ESA_P1, "Puncture1")	(G-C171, SRT, "Laterality")=(G-A100,SRT, "Right") (121401, DCM, "Derivation")=(R-41D2D,SRT, "Calculated")
REVERSE VELOCITY	(MN-27, ESAOTE_P1, "Reverse Velocity")	(FS-01,99ESA_P1, "Dialysis Graft")	(G-C171, SRT, "Laterality")=(G-A100,SRT, "Right") (121401, DCM, "Derivation")=(R-41D2D,SRT, "Calculated")

<i>ESAOTE MEASURE</i>	<i>BASE MEAS. CONCEPT NAME</i>	<i>SECTION</i>	<i>CONCEPT OR ACQUISITION CONTEXT MODIFIERS</i>
	"Reverse Velocity")	(AG-11,99ESA_P1, "Puncture1")	
DIASTOLIC VELOCITY	(11653-3, LN, "End Diastolic Velocity")	(FS-01,99ESA_P1, "Dialysis Graft") (AG-11,99ESA_P1, "Puncture1")	(G-C171, SRT, "Laterality")=(G-A100,SRT, "Right") (121401, DCM, "Derivation")=(R-41D2D,SRT, "Calculated")
PEAK GRADIENT	(20247-3, LN, "Peak Gradient")	(FS-01,99ESA_P1, "Dialysis Graft") (AG-11,99ESA_P1, "Puncture1")	(G-C171, SRT, "Laterality")=(G-A100,SRT, "Right") (121401, DCM, "Derivation")=(R-41D2D,SRT, "Calculated")
MEAN GRADIENT	(20256-4, LN, "Mean Gradient")	(FS-01,99ESA_P1, "Dialysis Graft") (AG-11,99ESA_P1, "Puncture1")	(G-C171, SRT, "Laterality")=(G-A100,SRT, "Right") (121401, DCM, "Derivation")=(R-41D2D,SRT, "Calculated")
ACCELERATION	(MN-04, ESAOTE_P1, "Acceleration")	(FS-01,99ESA_P1, "Dialysis Graft") (AG-11,99ESA_P1, "Puncture1")	(G-C171, SRT, "Laterality")=(G-A100,SRT, "Right") (121401, DCM, "Derivation")=(R-41D2D,SRT, "Calculated")
ACCELERATION TIME	(20168-1, LN, "Acceleration Time")	(FS-01,99ESA_P1, "Dialysis Graft") (AG-11,99ESA_P1, "Puncture1")	(G-C171, SRT, "Laterality")=(G-A100,SRT, "Right") (121401, DCM, "Derivation")=(R-41D2D,SRT, "Calculated")
SYST VEL/DIAST VEL	(12144-2, LN, "Systolic to Diastolic Velocity Ratio")	(FS-01,99ESA_P1, "Dialysis Graft") (AG-11,99ESA_P1, "Puncture1")	(G-C171, SRT, "Laterality")=(G-A100,SRT, "Right") (121401, DCM, "Derivation")=(R-41D2D,SRT, "Calculated")
DIAST VEL/SYST VEL	(MN-28, ESAOTE_P1, "Diastolic To Systolic Velocity Ratio")	(FS-01,99ESA_P1, "Dialysis Graft") (AG-11,99ESA_P1, "Puncture1")	(G-C171, SRT, "Laterality")=(G-A100,SRT, "Right") (121401, DCM, "Derivation")=(R-41D2D,SRT, "Calculated")
R PUNCTURE 2			
R PUNCTURE 2 PSV	(11726-7, LN, "Peak Systolic Velocity")	(FS-01,99ESA_P1, "Dialysis Graft") (AG-12,99ESA_P1, "Puncture2")	(G-C171, SRT, "Laterality")=(G-A100,SRT, "Right") (121401, DCM, "Derivation")=(R-00355,SRT, "Point source measurement")
R PUNCTURE 2 EDV	(11653-3, LN, "End Diastolic Velocity")	(FS-01,99ESA_P1, "Dialysis Graft") (AG-12,99ESA_P1, "Puncture2")	(G-C171, SRT, "Laterality")=(G-A100,SRT, "Right") (121401, DCM, "Derivation")=(R-00355,SRT, "Point source measurement")
R PUNCTURE 2 FVI			
FVI	(20354-7, LN, "Velocity Time Integral")	(FS-01,99ESA_P1, "Dialysis Graft") (AG-12,99ESA_P1, "Puncture2")	(G-C171, SRT, "Laterality")=(G-A100,SRT, "Right") (121401, DCM, "Derivation")=(R-41D2D,SRT, "Calculated")
PULSATILITY INDEX	(12008-9, LN, "Pulsatility Index")	(FS-01,99ESA_P1, "Dialysis Graft") (AG-12,99ESA_P1, "Puncture2")	(G-C171, SRT, "Laterality")=(G-A100,SRT, "Right") (121401, DCM, "Derivation")=(R-41D2D,SRT, "Calculated")
RESISTIVE INDEX	(12023-8, LN, "Resistivity Index")	(FS-01,99ESA_P1, "Dialysis Graft") (AG-12,99ESA_P1, "Puncture2")	(G-C171, SRT, "Laterality")=(G-A100,SRT, "Right") (121401, DCM, "Derivation")=(R-41D2D,SRT, "Calculated")
PEAK VELOCITY	(11726-7, LN, "Peak Systolic Velocity")	(FS-01,99ESA_P1, "Dialysis Graft") (AG-12,99ESA_P1, "Puncture2")	(G-C171, SRT, "Laterality")=(G-A100,SRT, "Right") (121401, DCM, "Derivation")=(R-41D2D,SRT, "Calculated")
MEAN VELOCITY	(20352-1, LN, "Time averaged mean velocity")	(FS-01,99ESA_P1, "Dialysis Graft") (AG-12,99ESA_P1, "Puncture2")	(G-C171, SRT, "Laterality")=(G-A100,SRT, "Right") (121401, DCM, "Derivation")=(R-41D2D,SRT, "Calculated")

<i>ESAOTE MEASURE</i>	<i>BASE MEAS. CONCEPT NAME</i>	<i>SECTION</i>	<i>CONCEPT OR ACQUISITION CONTEXT MODIFIERS</i>
REVERSE VELOCITY	(MN-27,ESAOTE_P1, "Reverse Velocity")	(FS-01,99ESA_P1, "Dialysis Graft") (AG-12,99ESA_P1, "Puncture2")	(G-C171, SRT, "Laterality")=(G-A100,SRT, "Right") (121401, DCM, "Derivation")=(R-41D2D,SRT, "Calculated")
DIASTOLIC VELOCITY	(11653-3,LN, "End Diastolic Velocity")	(FS-01,99ESA_P1, "Dialysis Graft") (AG-12,99ESA_P1, "Puncture2")	(G-C171, SRT, "Laterality")=(G-A100,SRT, "Right") (121401, DCM, "Derivation")=(R-41D2D,SRT, "Calculated")
PEAK GRADIENT	(20247-3,LN, "Peak Gradient")	(FS-01,99ESA_P1, "Dialysis Graft") (AG-12,99ESA_P1, "Puncture2")	(G-C171, SRT, "Laterality")=(G-A100,SRT, "Right") (121401, DCM, "Derivation")=(R-41D2D,SRT, "Calculated")
MEAN GRADIENT	(20256-4,LN, "Mean Gradient")	(FS-01,99ESA_P1, "Dialysis Graft") (AG-12,99ESA_P1, "Puncture2")	(G-C171, SRT, "Laterality")=(G-A100,SRT, "Right") (121401, DCM, "Derivation")=(R-41D2D,SRT, "Calculated")
ACCELERATION	(MN-04,ESAOTE_P1, "Acceleration")	(FS-01,99ESA_P1, "Dialysis Graft") (AG-12,99ESA_P1, "Puncture2")	(G-C171, SRT, "Laterality")=(G-A100,SRT, "Right") (121401, DCM, "Derivation")=(R-41D2D,SRT, "Calculated")
ACCELERATION TIME	(20168-1,LN, "Acceleration Time")	(FS-01,99ESA_P1, "Dialysis Graft") (AG-12,99ESA_P1, "Puncture2")	(G-C171, SRT, "Laterality")=(G-A100,SRT, "Right") (121401, DCM, "Derivation")=(R-41D2D,SRT, "Calculated")
SYST VEL/DIAST VEL	(12144-2,LN, "Systolic to Diastolic Velocity Ratio")	(FS-01,99ESA_P1, "Dialysis Graft") (AG-12,99ESA_P1, "Puncture2")	(G-C171, SRT, "Laterality")=(G-A100,SRT, "Right") (121401, DCM, "Derivation")=(R-41D2D,SRT, "Calculated")
DIAST VEL/SYST VEL	(MN-28,ESAOTE_P1, "Diastolic To Systolic Velocity Ratio")	(FS-01,99ESA_P1, "Dialysis Graft") (AG-12,99ESA_P1, "Puncture2")	(G-C171, SRT, "Laterality")=(G-A100,SRT, "Right") (121401, DCM, "Derivation")=(R-41D2D,SRT, "Calculated")
R PUNCTURE 3			
R PUNCTURE 3 PSV	(11726-7,LN, "Peak Systolic Velocity")	(FS-01,99ESA_P1, "Dialysis Graft") (AG-13,99ESA_P1, "Puncture3")	(G-C171, SRT, "Laterality")=(G-A100,SRT, "Right") (121401, DCM, "Derivation")=(R-00355,SRT, "Point source measurement")
R PUNCTURE 3 EDV	(11653-3,LN, "End Diastolic Velocity")	(FS-01,99ESA_P1, "Dialysis Graft") (AG-13,99ESA_P1, "Puncture3")	(G-C171, SRT, "Laterality")=(G-A100,SRT, "Right") (121401, DCM, "Derivation")=(R-00355,SRT, "Point source measurement")
R PUNCTURE 3 FVI			
FVI	(20354-7,LN, "Velocity Time Integral")	(FS-01,99ESA_P1, "Dialysis Graft") (AG-13,99ESA_P1, "Puncture3")	(G-C171, SRT, "Laterality")=(G-A100,SRT, "Right") (121401, DCM, "Derivation")=(R-41D2D,SRT, "Calculated")
PULSATILITY INDEX	(12008-9,LN, "Pulsatility Index")	(FS-01,99ESA_P1, "Dialysis Graft") (AG-13,99ESA_P1, "Puncture3")	(G-C171, SRT, "Laterality")=(G-A100,SRT, "Right") (121401, DCM, "Derivation")=(R-41D2D,SRT, "Calculated")
RESISTIVE INDEX	(12023-8,LN, "Resistivity Index")	(FS-01,99ESA_P1, "Dialysis Graft") (AG-13,99ESA_P1, "Puncture3")	(G-C171, SRT, "Laterality")=(G-A100,SRT, "Right") (121401, DCM, "Derivation")=(R-41D2D,SRT, "Calculated")
PEAK VELOCITY	(11726-7,LN, "Peak Systolic Velocity")	(FS-01,99ESA_P1, "Dialysis Graft") (AG-13,99ESA_P1, "Puncture3")	(G-C171, SRT, "Laterality")=(G-A100,SRT, "Right") (121401, DCM, "Derivation")=(R-41D2D,SRT, "Calculated")
MEAN VELOCITY	(20352-1,LN, "Time averaged mean")	(FS-01,99ESA_P1, "Dialysis Graft")	(G-C171, SRT, "Laterality")=(G-A100,SRT, "Right") (121401, DCM, "Derivation")=(R-41D2D,SRT, "Calculated")

<i>ESAOTE MEASURE</i>	<i>BASE MEAS. CONCEPT NAME</i>	<i>SECTION</i>	<i>CONCEPT OR ACQUISITION CONTEXT MODIFIERS</i>
	velocity")	(AG-13,99ESA_P1, "Puncture3")	
REVERSE VELOCITY	(MN-27,ESAOTE_P1, "Reverse Velocity")	(FS-01,99ESA_P1, "Dialysis Graft") (AG-13,99ESA_P1, "Puncture3")	(G-C171, SRT, "Laterality")=(G-A100,SRT, "Right") (121401, DCM, "Derivation")=(R-41D2D,SRT, "Calculated")
DIASTOLIC VELOCITY	(11653-3,LN, "End Diastolic Velocity")	(FS-01,99ESA_P1, "Dialysis Graft") (AG-13,99ESA_P1, "Puncture3")	(G-C171, SRT, "Laterality")=(G-A100,SRT, "Right") (121401, DCM, "Derivation")=(R-41D2D,SRT, "Calculated")
PEAK GRADIENT	(20247-3,LN, "Peak Gradient")	(FS-01,99ESA_P1, "Dialysis Graft") (AG-13,99ESA_P1, "Puncture3")	(G-C171, SRT, "Laterality")=(G-A100,SRT, "Right") (121401, DCM, "Derivation")=(R-41D2D,SRT, "Calculated")
MEAN GRADIENT	(20256-4,LN, "Mean Gradient")	(FS-01,99ESA_P1, "Dialysis Graft") (AG-13,99ESA_P1, "Puncture3")	(G-C171, SRT, "Laterality")=(G-A100,SRT, "Right") (121401, DCM, "Derivation")=(R-41D2D,SRT, "Calculated")
ACCELERATION	(MN-04,ESAOTE_P1, "Acceleration")	(FS-01,99ESA_P1, "Dialysis Graft") (AG-13,99ESA_P1, "Puncture3")	(G-C171, SRT, "Laterality")=(G-A100,SRT, "Right") (121401, DCM, "Derivation")=(R-41D2D,SRT, "Calculated")
ACCELERATION TIME	(20168-1,LN, "Acceleration Time")	(FS-01,99ESA_P1, "Dialysis Graft") (AG-13,99ESA_P1, "Puncture3")	(G-C171, SRT, "Laterality")=(G-A100,SRT, "Right") (121401, DCM, "Derivation")=(R-41D2D,SRT, "Calculated")
SYST VEL/DIAST VEL	(12144-2,LN, "Systolic to Diastolic Velocity Ratio")	(FS-01,99ESA_P1, "Dialysis Graft") (AG-13,99ESA_P1, "Puncture3")	(G-C171, SRT, "Laterality")=(G-A100,SRT, "Right") (121401, DCM, "Derivation")=(R-41D2D,SRT, "Calculated")
DIAST VEL/SYST VEL	(MN-28,ESAOTE_P1, "Diastolic To Systolic Velocity Ratio")	(FS-01,99ESA_P1, "Dialysis Graft") (AG-13,99ESA_P1, "Puncture3")	(G-C171, SRT, "Laterality")=(G-A100,SRT, "Right") (121401, DCM, "Derivation")=(R-41D2D,SRT, "Calculated")
R VENOUS VESSEL			
R VENOUS VESSEL PSV	(11726-7,LN, "Peak Systolic Velocity")	(FS-01,99ESA_P1, "Dialysis Graft") (AG-10,99ESA_P1, "Venous Vessel")	(G-C171, SRT, "Laterality")=(G-A100,SRT, "Right") (121401, DCM, "Derivation")=(R-00355,SRT, "Point source measurement")
R VENOUS VESSEL EDV	(11653-3,LN, "End Diastolic Velocity")	(FS-01,99ESA_P1, "Dialysis Graft") (AG-10,99ESA_P1, "Venous Vessel")	(G-C171, SRT, "Laterality")=(G-A100,SRT, "Right") (121401, DCM, "Derivation")=(R-00355,SRT, "Point source measurement")
R VEN VESSEL FVI			
FVI	(20354-7,LN, "Velocity Time Integral")	(FS-01,99ESA_P1, "Dialysis Graft") (AG-10,99ESA_P1, "Venous Vessel")	(G-C171, SRT, "Laterality")=(G-A100,SRT, "Right") (121401, DCM, "Derivation")=(R-41D2D,SRT, "Calculated")
PULSATILITY INDEX	(12008-9,LN, "Pulsatility Index")	(FS-01,99ESA_P1, "Dialysis Graft") (AG-10,99ESA_P1, "Venous Vessel")	(G-C171, SRT, "Laterality")=(G-A100,SRT, "Right") (121401, DCM, "Derivation")=(R-41D2D,SRT, "Calculated")
RESISTIVE INDEX	(12023-8,LN, "Resistivity Index")	(FS-01,99ESA_P1, "Dialysis Graft") (AG-10,99ESA_P1, "Venous Vessel")	(G-C171, SRT, "Laterality")=(G-A100,SRT, "Right") (121401, DCM, "Derivation")=(R-41D2D,SRT, "Calculated")
PEAK VELOCITY	(11726-7,LN, "Peak Systolic Velocity")	(FS-01,99ESA_P1, "Dialysis Graft") (AG-10,99ESA_P1, "Venous Vessel")	(G-C171, SRT, "Laterality")=(G-A100,SRT, "Right") (121401, DCM, "Derivation")=(R-41D2D,SRT, "Calculated")

<i>ESAOTE MEASURE</i>	<i>BASE MEAS. CONCEPT NAME</i>	<i>SECTION</i>	<i>CONCEPT OR ACQUISITION CONTEXT MODIFIERS</i>
MEAN VELOCITY	(20352-1, LN, "Time averaged mean velocity")	(FS-01,99ESA_P1, "Dialysis Graft") (AG-10,99ESA_P1, "Venous Vessel")	(G-C171, SRT, "Laterality")=(G-A100,SRT, "Right") (121401, DCM, "Derivation")=(R-41D2D,SRT, "Calculated")
REVERSE VELOCITY	(MN-27, ESAOTE_P1, "Reverse Velocity")	(FS-01,99ESA_P1, "Dialysis Graft") (AG-10,99ESA_P1, "Venous Vessel")	(G-C171, SRT, "Laterality")=(G-A100,SRT, "Right") (121401, DCM, "Derivation")=(R-41D2D,SRT, "Calculated")
DIASTOLIC VELOCITY	(11653-3, LN, "End Diastolic Velocity")	(FS-01,99ESA_P1, "Dialysis Graft") (AG-10,99ESA_P1, "Venous Vessel")	(G-C171, SRT, "Laterality")=(G-A100,SRT, "Right") (121401, DCM, "Derivation")=(R-41D2D,SRT, "Calculated")
PEAK GRADIENT	(20247-3, LN, "Peak Gradient")	(FS-01,99ESA_P1, "Dialysis Graft") (AG-10,99ESA_P1, "Venous Vessel")	(G-C171, SRT, "Laterality")=(G-A100,SRT, "Right") (121401, DCM, "Derivation")=(R-41D2D,SRT, "Calculated")
MEAN GRADIENT	(20256-4, LN, "Mean Gradient")	(FS-01,99ESA_P1, "Dialysis Graft") (AG-10,99ESA_P1, "Venous Vessel")	(G-C171, SRT, "Laterality")=(G-A100,SRT, "Right") (121401, DCM, "Derivation")=(R-41D2D,SRT, "Calculated")
ACCELERATION	(MN-04, ESAOTE_P1, "Acceleration")	(FS-01,99ESA_P1, "Dialysis Graft") (AG-10,99ESA_P1, "Venous Vessel")	(G-C171, SRT, "Laterality")=(G-A100,SRT, "Right") (121401, DCM, "Derivation")=(R-41D2D,SRT, "Calculated")
ACCELERATION TIME	(20168-1, LN, "Acceleration Time")	(FS-01,99ESA_P1, "Dialysis Graft") (AG-10,99ESA_P1, "Venous Vessel")	(G-C171, SRT, "Laterality")=(G-A100,SRT, "Right") (121401, DCM, "Derivation")=(R-41D2D,SRT, "Calculated")
SYST VEL/DIAST VEL	(12144-2, LN, "Systolic to Diastolic Velocity Ratio")	(FS-01,99ESA_P1, "Dialysis Graft") (AG-10,99ESA_P1, "Venous Vessel")	(G-C171, SRT, "Laterality")=(G-A100,SRT, "Right") (121401, DCM, "Derivation")=(R-41D2D,SRT, "Calculated")
DIAST VEL/SYST VEL	(MN-28, ESAOTE_P1, "Diastolic To Systolic Velocity Ratio")	(FS-01,99ESA_P1, "Dialysis Graft") (AG-10,99ESA_P1, "Venous Vessel")	(G-C171, SRT, "Laterality")=(G-A100,SRT, "Right") (121401, DCM, "Derivation")=(R-41D2D,SRT, "Calculated")
R VENOUS JUNCTION			
R VENOUS JUN PSV	(11726-7, LN, "Peak Systolic Velocity")	(FS-01,99ESA_P1, "Dialysis Graft") (AG-14,99ESA_P1, "Venous Junction")	(G-C171, SRT, "Laterality")=(G-A100,SRT, "Right") (121401, DCM, "Derivation")=(R-00355,SRT, "Point source measurement")
R VENOUS JUN EDV	(11653-3, LN, "End Diastolic Velocity")	(FS-01,99ESA_P1, "Dialysis Graft") (AG-14,99ESA_P1, "Venous Junction")	(G-C171, SRT, "Laterality")=(G-A100,SRT, "Right") (121401, DCM, "Derivation")=(R-00355,SRT, "Point source measurement")
R VENOUS JUNCT FVI			
FVI	(20354-7, LN, "Velocity Time Integral")	(FS-01,99ESA_P1, "Dialysis Graft") (AG-14,99ESA_P1, "Venous Junction")	(G-C171, SRT, "Laterality")=(G-A100,SRT, "Right") (121401, DCM, "Derivation")=(R-41D2D,SRT, "Calculated")
PULSATILITY INDEX	(12008-9, LN, "Pulsatility Index")	(FS-01,99ESA_P1, "Dialysis Graft") (AG-14,99ESA_P1, "Venous Junction")	(G-C171, SRT, "Laterality")=(G-A100,SRT, "Right") (121401, DCM, "Derivation")=(R-41D2D,SRT, "Calculated")
RESISTIVE INDEX	(12023-8, LN, "Resistivity Index")	(FS-01,99ESA_P1, "Dialysis Graft") (AG-14,99ESA_P1, "Venous Junction")	(G-C171, SRT, "Laterality")=(G-A100,SRT, "Right") (121401, DCM, "Derivation")=(R-41D2D,SRT, "Calculated")
PEAK VELOCITY	(11726-7, LN, "Peak Systolic Velocity")	(FS-01,99ESA_P1, "Dialysis Graft")	(G-C171, SRT, "Laterality")=(G-A100,SRT, "Right") (121401, DCM, "Derivation")=(R-41D2D,SRT, "Calculated")

<i>ESAOTE MEASURE</i>	<i>BASE MEAS. CONCEPT NAME</i>	<i>SECTION</i>	<i>CONCEPT OR ACQUISITION CONTEXT MODIFIERS</i>
		(AG-14,99ESA_P1, "Venous Junction")	
MEAN VELOCITY	(20352-1, LN, "Time averaged mean velocity")	(FS-01,99ESA_P1, "Dialysis Graft") (AG-14,99ESA_P1, "Venous Junction")	(G-C171, SRT, "Laterality")=(G-A100,SRT, "Right") (121401, DCM, "Derivation")=(R-41D2D,SRT, "Calculated")
REVERSE VELOCITY	(MN-27,ESAOTE_P1, "Reverse Velocity")	(FS-01,99ESA_P1, "Dialysis Graft") (AG-14,99ESA_P1, "Venous Junction")	(G-C171, SRT, "Laterality")=(G-A100,SRT, "Right") (121401, DCM, "Derivation")=(R-41D2D,SRT, "Calculated")
DIASTOLIC VELOCITY	(11653-3, LN, "End Diastolic Velocity")	(FS-01,99ESA_P1, "Dialysis Graft") (AG-14,99ESA_P1, "Venous Junction")	(G-C171, SRT, "Laterality")=(G-A100,SRT, "Right") (121401, DCM, "Derivation")=(R-41D2D,SRT, "Calculated")
PEAK GRADIENT	(20247-3, LN, "Peak Gradient")	(FS-01,99ESA_P1, "Dialysis Graft") (AG-14,99ESA_P1, "Venous Junction")	(G-C171, SRT, "Laterality")=(G-A100,SRT, "Right") (121401, DCM, "Derivation")=(R-41D2D,SRT, "Calculated")
MEAN GRADIENT	(20256-4, LN, "Mean Gradient")	(FS-01,99ESA_P1, "Dialysis Graft") (AG-14,99ESA_P1, "Venous Junction")	(G-C171, SRT, "Laterality")=(G-A100,SRT, "Right") (121401, DCM, "Derivation")=(R-41D2D,SRT, "Calculated")
ACCELERATION	(MN-04,ESAOTE_P1, "Acceleration")	(FS-01,99ESA_P1, "Dialysis Graft") (AG-14,99ESA_P1, "Venous Junction")	(G-C171, SRT, "Laterality")=(G-A100,SRT, "Right") (121401, DCM, "Derivation")=(R-41D2D,SRT, "Calculated")
ACCELERATION TIME	(20168-1, LN, "Acceleration Time")	(FS-01,99ESA_P1, "Dialysis Graft") (AG-14,99ESA_P1, "Venous Junction")	(G-C171, SRT, "Laterality")=(G-A100,SRT, "Right") (121401, DCM, "Derivation")=(R-41D2D,SRT, "Calculated")
SYST VEL/DIAST VEL	(12144-2, LN, "Systolic to Diastolic Velocity Ratio")	(FS-01,99ESA_P1, "Dialysis Graft") (AG-14,99ESA_P1, "Venous Junction")	(G-C171, SRT, "Laterality")=(G-A100,SRT, "Right") (121401, DCM, "Derivation")=(R-41D2D,SRT, "Calculated")
DIAST VEL/SYST VEL	(MN-28,ESAOTE_P1, "Diastolic To Systolic Velocity Ratio")	(FS-01,99ESA_P1, "Dialysis Graft") (AG-14,99ESA_P1, "Venous Junction")	(G-C171, SRT, "Laterality")=(G-A100,SRT, "Right") (121401, DCM, "Derivation")=(R-41D2D,SRT, "Calculated")
R RA			
AORTA			
AORTIC PEAK SYS VEL	(11726-7, LN, "Peak Systolic Velocity")	(T-46002,SRT, "Artery of Abdomen") (T-42000,SRT, "Aorta")	(G-C171, SRT, "Laterality")=(G-A103,SRT, "Unilateral") (121401, DCM, "Derivation")=(R-00355,SRT, "Point source measurement")
AORTIC ENDDIAST VEL	(11653-3, LN, "End Diastolic Velocity")	(T-46002,SRT, "Artery of Abdomen") (T-42000,SRT, "Aorta")	(G-C171, SRT, "Laterality")=(G-A103,SRT, "Unilateral") (121401, DCM, "Derivation")=(R-00355,SRT, "Point source measurement")
AORTIC FVI			
FVI	(20354-7, LN, "Velocity Time Integral")	(T-46002,SRT, "Artery of Abdomen") (T-42000,SRT, "Aorta")	(G-C171, SRT, "Laterality")=(G-A103,SRT, "Unilateral") (121401, DCM, "Derivation")=(R-41D2D,SRT, "Calculated")
PULSATILITY INDEX	(12008-9, LN, "Pulsatility Index")	(T-46002,SRT, "Artery of Abdomen") (T-42000,SRT,	(G-C171, SRT, "Laterality")=(G-A103,SRT, "Unilateral") (121401, DCM, "Derivation")=(R-41D2D,SRT, "Calculated")

<i>ESAOTE MEASURE</i>	<i>BASE MEAS. CONCEPT NAME</i>	<i>SECTION</i>	<i>CONCEPT OR ACQUISITION CONTEXT MODIFIERS</i>
		"Aorta")	
RESISTIVE INDEX	(12023-8, LN, "Resistivity Index")	(T-46002, SRT, "Artery of Abdomen") (T-42000, SRT, "Aorta")	(G-C171, SRT, "Laterality")=(G-A103, SRT, "Unilateral") (121401, DCM, "Derivation")=(R-41D2D, SRT, "Calculated")
PEAK VELOCITY	(11726-7, LN, "Peak Systolic Velocity")	(T-46002, SRT, "Artery of Abdomen") (T-42000, SRT, "Aorta")	(G-C171, SRT, "Laterality")=(G-A103, SRT, "Unilateral") (121401, DCM, "Derivation")=(R-41D2D, SRT, "Calculated")
MEAN VELOCITY	(20352-1, LN, "Time averaged mean velocity")	(T-46002, SRT, "Artery of Abdomen") (T-42000, SRT, "Aorta")	(G-C171, SRT, "Laterality")=(G-A103, SRT, "Unilateral") (121401, DCM, "Derivation")=(R-41D2D, SRT, "Calculated")
REVERSE VELOCITY	(MN-27, ESAOTE_P1, "Reverse Velocity")	(T-46002, SRT, "Artery of Abdomen") (T-42000, SRT, "Aorta")	(G-C171, SRT, "Laterality")=(G-A103, SRT, "Unilateral") (121401, DCM, "Derivation")=(R-41D2D, SRT, "Calculated")
DIASTOLIC VELOCITY	(11653-3, LN, "End Diastolic Velocity")	(T-46002, SRT, "Artery of Abdomen") (T-42000, SRT, "Aorta")	(G-C171, SRT, "Laterality")=(G-A103, SRT, "Unilateral") (121401, DCM, "Derivation")=(R-41D2D, SRT, "Calculated")
PEAK GRADIENT	(20247-3, LN, "Peak Gradient")	(T-46002, SRT, "Artery of Abdomen") (T-42000, SRT, "Aorta")	(G-C171, SRT, "Laterality")=(G-A103, SRT, "Unilateral") (121401, DCM, "Derivation")=(R-41D2D, SRT, "Calculated")
MEAN GRADIENT	(20256-4, LN, "Mean Gradient")	(T-46002, SRT, "Artery of Abdomen") (T-42000, SRT, "Aorta")	(G-C171, SRT, "Laterality")=(G-A103, SRT, "Unilateral") (121401, DCM, "Derivation")=(R-41D2D, SRT, "Calculated")
ACCELERATION	(MN-04, ESAOTE_P1, "Acceleration")	(T-46002, SRT, "Artery of Abdomen") (T-42000, SRT, "Aorta")	(G-C171, SRT, "Laterality")=(G-A103, SRT, "Unilateral") (121401, DCM, "Derivation")=(R-41D2D, SRT, "Calculated")
ACCELERATION TIME	(20168-1, LN, "Acceleration Time")	(T-46002, SRT, "Artery of Abdomen") (T-42000, SRT, "Aorta")	(G-C171, SRT, "Laterality")=(G-A103, SRT, "Unilateral") (121401, DCM, "Derivation")=(R-41D2D, SRT, "Calculated")
SYST VEL/DIAST VEL	(12144-2, LN, "Systolic to Diastolic Velocity Ratio")	(T-46002, SRT, "Artery of Abdomen") (T-42000, SRT, "Aorta")	(G-C171, SRT, "Laterality")=(G-A103, SRT, "Unilateral") (121401, DCM, "Derivation")=(R-41D2D, SRT, "Calculated")
DIAST VEL/SYST VEL	(MN-28, ESAOTE_P1, "Diastolic To Systolic Velocity Ratio")	(T-46002, SRT, "Artery of Abdomen") (T-42000, SRT, "Aorta")	(G-C171, SRT, "Laterality")=(G-A103, SRT, "Unilateral") (121401, DCM, "Derivation")=(R-41D2D, SRT, "Calculated")
R RENAL ART OSTIUM			
R RENAL ART OST PSV	(11726-7, LN, "Peak Systolic Velocity")	(T-46002, SRT, "Artery of Abdomen") (T-46600, SRT, "Renal Artery")	(G-C171, SRT, "Laterality")=(G-A100, SRT, "Right") (121401, DCM, "Derivation")=(R-00355, SRT, "Point source measurement") (G-A1F8, SRT, "Topographical Modifier")=(T-3215A, SRT, "Ostium")

ESAOTE MEASURE	BASE MEAS. CONCEPT NAME	SECTION	CONCEPT OR ACQUISITION CONTEXT MODIFIERS
R RENAL ART OST EDV	(11653-3, LN, "End Diastolic Velocity")	(T-46002, SRT, "Artery of Abdomen") (T-46600, SRT, "Renal Artery")	(G-C171, SRT, "Laterality")=(G-A100, SRT, "Right") (121401, DCM, "Derivation")=(R-00355, SRT, "Point source measurement") (G-A1F8, SRT, "Topographical Modifier")=(T-3215A, SRT, "Ostium")
R RENAL ART OST FVI			
FVI	(20354-7, LN, "Velocity Time Integral")	(T-46002, SRT, "Artery of Abdomen") (T-46600, SRT, "Renal Artery")	(G-C171, SRT, "Laterality")=(G-A100, SRT, "Right") (121401, DCM, "Derivation")=(R-41D2D, SRT, "Calculated") (G-A1F8, SRT, "Topographical Modifier")=(T-3215A, SRT, "Ostium")
PULSATILITY INDEX	(12008-9, LN, "Pulsatility Index")	(T-46002, SRT, "Artery of Abdomen") (T-46600, SRT, "Renal Artery")	(G-C171, SRT, "Laterality")=(G-A100, SRT, "Right") (121401, DCM, "Derivation")=(R-41D2D, SRT, "Calculated") (G-A1F8, SRT, "Topographical Modifier")=(T-3215A, SRT, "Ostium")
RESISTIVE INDEX	(12023-8, LN, "Resistivity Index")	(T-46002, SRT, "Artery of Abdomen") (T-46600, SRT, "Renal Artery")	(G-C171, SRT, "Laterality")=(G-A100, SRT, "Right") (121401, DCM, "Derivation")=(R-41D2D, SRT, "Calculated") (G-A1F8, SRT, "Topographical Modifier")=(T-3215A, SRT, "Ostium")
PEAK VELOCITY	(11726-7, LN, "Peak Systolic Velocity")	(T-46002, SRT, "Artery of Abdomen") (T-46600, SRT, "Renal Artery")	(G-C171, SRT, "Laterality")=(G-A100, SRT, "Right") (121401, DCM, "Derivation")=(R-41D2D, SRT, "Calculated") (G-A1F8, SRT, "Topographical Modifier")=(T-3215A, SRT, "Ostium")
MEAN VELOCITY	(MN-25, ESAOTE_P1, "Time Averaged Velocity")	(T-46002, SRT, "Artery of Abdomen") (T-46600, SRT, "Renal Artery")	(G-C171, SRT, "Laterality")=(G-A100, SRT, "Right") (121401, DCM, "Derivation")=(R-41D2D, SRT, "Calculated") (G-A1F8, SRT, "Topographical Modifier")=(T-3215A, SRT, "Ostium")
REVERSE VELOCITY	(MN-27, ESAOTE_P1, "Reverse Velocity")	(T-46002, SRT, "Artery of Abdomen") (T-46600, SRT, "Renal Artery")	(G-C171, SRT, "Laterality")=(G-A100, SRT, "Right") (121401, DCM, "Derivation")=(R-41D2D, SRT, "Calculated") (G-A1F8, SRT, "Topographical Modifier")=(T-3215A, SRT, "Ostium")
DIASTOLIC VELOCITY	(11653-3, LN, "End Diastolic Velocity")	(T-46002, SRT, "Artery of Abdomen") (T-46600, SRT, "Renal Artery")	(G-C171, SRT, "Laterality")=(G-A100, SRT, "Right") (121401, DCM, "Derivation")=(R-41D2D, SRT, "Calculated") (G-A1F8, SRT, "Topographical Modifier")=(T-3215A, SRT, "Ostium")
PEAK GRADIENT	(20247-3, LN, "Peak Gradient")	(T-46002, SRT, "Artery of Abdomen") (T-46600, SRT, "Renal Artery")	(G-C171, SRT, "Laterality")=(G-A100, SRT, "Right") (121401, DCM, "Derivation")=(R-41D2D, SRT, "Calculated") (G-A1F8, SRT, "Topographical Modifier")=(T-3215A, SRT, "Ostium")
MEAN GRADIENT	(20256-4, LN, "Mean Gradient")	(T-46002, SRT, "Artery of Abdomen") (T-46600, SRT, "Renal Artery")	(G-C171, SRT, "Laterality")=(G-A100, SRT, "Right") (121401, DCM, "Derivation")=(R-41D2D, SRT, "Calculated") (G-A1F8, SRT, "Topographical Modifier")=(T-3215A, SRT, "Ostium")
ACCELERATION	(MN-04, ESAOTE_P1, "Acceleration")	(T-46002, SRT, "Artery of Abdomen") (T-46600, SRT, "Renal Artery")	(G-C171, SRT, "Laterality")=(G-A100, SRT, "Right") (121401, DCM, "Derivation")=(R-41D2D, SRT, "Calculated") (G-A1F8, SRT, "Topographical Modifier")=(T-3215A, SRT, "Ostium")
ACCELERATION TIME	(20168-1, LN, "Acceleration Time")	(T-46002, SRT, "Artery of Abdomen") (T-46600, SRT, "Renal Artery")	(G-C171, SRT, "Laterality")=(G-A100, SRT, "Right") (121401, DCM, "Derivation")=(R-41D2D, SRT, "Calculated") (G-A1F8, SRT, "Topographical Modifier")=(T-3215A, SRT, "Ostium")
SYST VEL/DIAST VEL	(12144-2, LN, "Systolic to Diastolic Velocity")	(T-46002, SRT, "Artery of Abdomen")	(G-C171, SRT, "Laterality")=(G-A100, SRT, "Right") (121401, DCM, "Derivation")=(R-41D2D, SRT, "Calculated") (G-A1F8, SRT, "Topographical Modifier")=(T-3215A, SRT, "Ostium")

ESAOTE MEASURE	BASE MEAS. CONCEPT NAME	SECTION	CONCEPT OR ACQUISITION CONTEXT MODIFIERS
	Ratio")	(T-46600,SRT, "Renal Artery")	
DIAST VEL/SYST VEL	(MN-28,ESAOTE_P1, "Diastolic To Systolic Velocity Ratio")	(T-46002,SRT, "Artery of Abdomen") (T-46600,SRT, "Renal Artery")	(G-C171, SRT, "Laterality")=(G-A100,SRT, "Right") (121401, DCM, "Derivation")=(R-41D2D,SRT, "Calculated") (G-A1F8, SRT, "Topographical Modifier")=(T-3215A,SRT, "Ostium")
R RENAL ART PROXIMAL			
R RENAL ART PROX PSV	(11726-7,LN, "Peak Systolic Velocity")	(T-46002,SRT, "Artery of Abdomen") (T-46600,SRT, "Renal Artery")	(G-C171, SRT, "Laterality")=(G-A100,SRT, "Right") (121401, DCM, "Derivation")=(R-00355,SRT, "Point source measurement") (G-A1F8, SRT, "Topographical Modifier")=(G-A118,SRT, "Proximal")
R RENAL ART PROX EDV	(11653-3,LN, "End Diastolic Velocity")	(T-46002,SRT, "Artery of Abdomen") (T-46600,SRT, "Renal Artery")	(G-C171, SRT, "Laterality")=(G-A100,SRT, "Right") (121401, DCM, "Derivation")=(R-00355,SRT, "Point source measurement") (G-A1F8, SRT, "Topographical Modifier")=(G-A118,SRT, "Proximal")
R RENAL ART PROX FVI			
FVI	(20354-7,LN, "Velocity Time Integral")	(T-46002,SRT, "Artery of Abdomen") (T-46600,SRT, "Renal Artery")	(G-C171, SRT, "Laterality")=(G-A100,SRT, "Right") (121401, DCM, "Derivation")=(R-41D2D,SRT, "Calculated") (G-A1F8, SRT, "Topographical Modifier")=(G-A118,SRT, "Proximal")
PULSATILITY INDEX	(12008-9,LN, "Pulsatility Index")	(T-46002,SRT, "Artery of Abdomen") (T-46600,SRT, "Renal Artery")	(G-C171, SRT, "Laterality")=(G-A100,SRT, "Right") (121401, DCM, "Derivation")=(R-41D2D,SRT, "Calculated") (G-A1F8, SRT, "Topographical Modifier")=(G-A118,SRT, "Proximal")
RESISTIVE INDEX	(12023-8,LN, "Resistivity Index")	(T-46002,SRT, "Artery of Abdomen") (T-46600,SRT, "Renal Artery")	(G-C171, SRT, "Laterality")=(G-A100,SRT, "Right") (121401, DCM, "Derivation")=(R-41D2D,SRT, "Calculated") (G-A1F8, SRT, "Topographical Modifier")=(G-A118,SRT, "Proximal")
PEAK VELOCITY	(11726-7,LN, "Peak Systolic Velocity")	(T-46002,SRT, "Artery of Abdomen") (T-46600,SRT, "Renal Artery")	(G-C171, SRT, "Laterality")=(G-A100,SRT, "Right") (121401, DCM, "Derivation")=(R-41D2D,SRT, "Calculated") (G-A1F8, SRT, "Topographical Modifier")=(G-A118,SRT, "Proximal")
MEAN VELOCITY	(MN-25,ESAOTE_P1, "Time Averaged Velocity")	(T-46002,SRT, "Artery of Abdomen") (T-46600,SRT, "Renal Artery")	(G-C171, SRT, "Laterality")=(G-A100,SRT, "Right") (121401, DCM, "Derivation")=(R-41D2D,SRT, "Calculated") (G-A1F8, SRT, "Topographical Modifier")=(G-A118,SRT, "Proximal")
REVERSE VELOCITY	(MN-27,ESAOTE_P1, "Reverse Velocity")	(T-46002,SRT, "Artery of Abdomen") (T-46600,SRT, "Renal Artery")	(G-C171, SRT, "Laterality")=(G-A100,SRT, "Right") (121401, DCM, "Derivation")=(R-41D2D,SRT, "Calculated") (G-A1F8, SRT, "Topographical Modifier")=(G-A118,SRT, "Proximal")
DIASTOLIC VELOCITY	(11653-3,LN, "End Diastolic Velocity")	(T-46002,SRT, "Artery of Abdomen") (T-46600,SRT, "Renal Artery")	(G-C171, SRT, "Laterality")=(G-A100,SRT, "Right") (121401, DCM, "Derivation")=(R-41D2D,SRT, "Calculated") (G-A1F8, SRT, "Topographical Modifier")=(G-A118,SRT, "Proximal")
PEAK GRADIENT	(20247-3,LN, "Peak Gradient")	(T-46002,SRT, "Artery of Abdomen") (T-46600,SRT, "Renal Artery")	(G-C171, SRT, "Laterality")=(G-A100,SRT, "Right") (121401, DCM, "Derivation")=(R-41D2D,SRT, "Calculated") (G-A1F8, SRT, "Topographical Modifier")=(G-A118,SRT, "Proximal")
MEAN GRADIENT	(20256-4,LN, "Mean Gradient")	(T-46002,SRT, "Artery of Abdomen") (T-46600,SRT, "Renal Artery")	(G-C171, SRT, "Laterality")=(G-A100,SRT, "Right") (121401, DCM, "Derivation")=(R-41D2D,SRT, "Calculated") (G-A1F8, SRT, "Topographical Modifier")=(G-A118,SRT, "Proximal")

<i>ESAOTE MEASURE</i>	<i>BASE MEAS. CONCEPT NAME</i>	<i>SECTION</i>	<i>CONCEPT OR ACQUISITION CONTEXT MODIFIERS</i>
		"Renal Artery")	
ACCELERATION	(MN-04,ESAOTE_P1, "Acceleration")	(T-46002,SRT, "Artery of Abdomen") (T-46600,SRT, "Renal Artery")	(G-C171, SRT, "Laterality")=(G-A100,SRT, "Right") (121401, DCM, "Derivation")=(R-41D2D,SRT, "Calculated") (G-A1F8, SRT, "Topographical Modifier")=(G-A118,SRT, "Proximal")
ACCELERATION TIME	(20168-1,LN, "Acceleration Time")	(T-46002,SRT, "Artery of Abdomen") (T-46600,SRT, "Renal Artery")	(G-C171, SRT, "Laterality")=(G-A100,SRT, "Right") (121401, DCM, "Derivation")=(R-41D2D,SRT, "Calculated") (G-A1F8, SRT, "Topographical Modifier")=(G-A118,SRT, "Proximal")
SYST VEL/DIAST VEL	(12144-2,LN, "Systolic to Diastolic Velocity Ratio")	(T-46002,SRT, "Artery of Abdomen") (T-46600,SRT, "Renal Artery")	(G-C171, SRT, "Laterality")=(G-A100,SRT, "Right") (121401, DCM, "Derivation")=(R-41D2D,SRT, "Calculated") (G-A1F8, SRT, "Topographical Modifier")=(G-A118,SRT, "Proximal")
DIAST VEL/SYST VEL	(MN-28,ESAOTE_P1, "Diastolic To Systolic Velocity Ratio")	(T-46002,SRT, "Artery of Abdomen") (T-46600,SRT, "Renal Artery")	(G-C171, SRT, "Laterality")=(G-A100,SRT, "Right") (121401, DCM, "Derivation")=(R-41D2D,SRT, "Calculated") (G-A1F8, SRT, "Topographical Modifier")=(G-A118,SRT, "Proximal")
R RENAL ART MID			
R RENAL ART MID PSV	(11726-7,LN, "Peak Systolic Velocity")	(T-46002,SRT, "Artery of Abdomen") (T-46600,SRT, "Renal Artery")	(G-C171, SRT, "Laterality")=(G-A100,SRT, "Right") (121401, DCM, "Derivation")=(R-00355,SRT, "Point source measurement") (G-A1F8, SRT, "Topographical Modifier")=(G-A188,SRT, "Mid-longitudinal")
R RENAL ART MID EDV	(11653-3,LN, "End Diastolic Velocity")	(T-46002,SRT, "Artery of Abdomen") (T-46600,SRT, "Renal Artery")	(G-C171, SRT, "Laterality")=(G-A100,SRT, "Right") (121401, DCM, "Derivation")=(R-00355,SRT, "Point source measurement") (G-A1F8, SRT, "Topographical Modifier")=(G-A188,SRT, "Mid-longitudinal")
R RENAL ART MID FVI			
FVI	(20354-7,LN, "Velocity Time Integral")	(T-46002,SRT, "Artery of Abdomen") (T-46600,SRT, "Renal Artery")	(G-C171, SRT, "Laterality")=(G-A100,SRT, "Right") (121401, DCM, "Derivation")=(R-41D2D,SRT, "Calculated") (G-A1F8, SRT, "Topographical Modifier")=(G-A188,SRT, "Mid-longitudinal")
PULSATILITY INDEX	(12008-9,LN, "Pulsatility Index")	(T-46002,SRT, "Artery of Abdomen") (T-46600,SRT, "Renal Artery")	(G-C171, SRT, "Laterality")=(G-A100,SRT, "Right") (121401, DCM, "Derivation")=(R-41D2D,SRT, "Calculated") (G-A1F8, SRT, "Topographical Modifier")=(G-A188,SRT, "Mid-longitudinal")
RESISTIVE INDEX	(12023-8,LN, "Resistivity Index")	(T-46002,SRT, "Artery of Abdomen") (T-46600,SRT, "Renal Artery")	(G-C171, SRT, "Laterality")=(G-A100,SRT, "Right") (121401, DCM, "Derivation")=(R-41D2D,SRT, "Calculated") (G-A1F8, SRT, "Topographical Modifier")=(G-A188,SRT, "Mid-longitudinal")
PEAK VELOCITY	(11726-7,LN, "Peak Systolic Velocity")	(T-46002,SRT, "Artery of Abdomen") (T-46600,SRT, "Renal Artery")	(G-C171, SRT, "Laterality")=(G-A100,SRT, "Right") (121401, DCM, "Derivation")=(R-41D2D,SRT, "Calculated") (G-A1F8, SRT, "Topographical Modifier")=(G-A188,SRT, "Mid-longitudinal")
MEAN VELOCITY	(MN-25,ESAOTE_P1, "Time Averaged Velocity")	(T-46002,SRT, "Artery of Abdomen") (T-46600,SRT, "Renal Artery")	(G-C171, SRT, "Laterality")=(G-A100,SRT, "Right") (121401, DCM, "Derivation")=(R-41D2D,SRT, "Calculated") (G-A1F8, SRT, "Topographical Modifier")=(G-A188,SRT, "Mid-longitudinal")
REVERSE VELOCITY	(MN-27,ESAOTE_P1, "Reverse Velocity")	(T-46002,SRT, "Artery of Abdomen") (T-46600,SRT,	(G-C171, SRT, "Laterality")=(G-A100,SRT, "Right") (121401, DCM, "Derivation")=(R-41D2D,SRT, "Calculated") (G-A1F8, SRT, "Topographical Modifier")=(G-A188,SRT, "Mid-longitudinal")

ESAOTE MEASURE	BASE MEAS. CONCEPT NAME	SECTION	CONCEPT OR ACQUISITION CONTEXT MODIFIERS
		"Renal Artery")	
DIASTOLIC VELOCITY	(11653-3, LN, "End Diastolic Velocity")	(T-46002, SRT, "Artery of Abdomen") (T-46600, SRT, "Renal Artery")	(G-C171, SRT, "Laterality")=(G-A100, SRT, "Right") (121401, DCM, "Derivation")=(R-41D2D, SRT, "Calculated") (G-A1F8, SRT, "Topographical Modifier")=(G-A188, SRT, "Mid-longitudinal")
PEAK GRADIENT	(20247-3, LN, "Peak Gradient")	(T-46002, SRT, "Artery of Abdomen") (T-46600, SRT, "Renal Artery")	(G-C171, SRT, "Laterality")=(G-A100, SRT, "Right") (121401, DCM, "Derivation")=(R-41D2D, SRT, "Calculated") (G-A1F8, SRT, "Topographical Modifier")=(G-A188, SRT, "Mid-longitudinal")
MEAN GRADIENT	(20256-4, LN, "Mean Gradient")	(T-46002, SRT, "Artery of Abdomen") (T-46600, SRT, "Renal Artery")	(G-C171, SRT, "Laterality")=(G-A100, SRT, "Right") (121401, DCM, "Derivation")=(R-41D2D, SRT, "Calculated") (G-A1F8, SRT, "Topographical Modifier")=(G-A188, SRT, "Mid-longitudinal")
ACCELERATION	(MN-04, ESAOTE_P1, "Acceleration")	(T-46002, SRT, "Artery of Abdomen") (T-46600, SRT, "Renal Artery")	(G-C171, SRT, "Laterality")=(G-A100, SRT, "Right") (121401, DCM, "Derivation")=(R-41D2D, SRT, "Calculated") (G-A1F8, SRT, "Topographical Modifier")=(G-A188, SRT, "Mid-longitudinal")
ACCELERATION TIME	(20168-1, LN, "Acceleration Time")	(T-46002, SRT, "Artery of Abdomen") (T-46600, SRT, "Renal Artery")	(G-C171, SRT, "Laterality")=(G-A100, SRT, "Right") (121401, DCM, "Derivation")=(R-41D2D, SRT, "Calculated") (G-A1F8, SRT, "Topographical Modifier")=(G-A188, SRT, "Mid-longitudinal")
SYST VEL/DIAST VEL	(12144-2, LN, "Systolic to Diastolic Velocity Ratio")	(T-46002, SRT, "Artery of Abdomen") (T-46600, SRT, "Renal Artery")	(G-C171, SRT, "Laterality")=(G-A100, SRT, "Right") (121401, DCM, "Derivation")=(R-41D2D, SRT, "Calculated") (G-A1F8, SRT, "Topographical Modifier")=(G-A188, SRT, "Mid-longitudinal")
DIAST VEL/SYST VEL	(MN-28, ESAOTE_P1, "Diastolic To Systolic Velocity Ratio")	(T-46002, SRT, "Artery of Abdomen") (T-46600, SRT, "Renal Artery")	(G-C171, SRT, "Laterality")=(G-A100, SRT, "Right") (121401, DCM, "Derivation")=(R-41D2D, SRT, "Calculated") (G-A1F8, SRT, "Topographical Modifier")=(G-A188, SRT, "Mid-longitudinal")
R RENAL ART DISTAL			
R RENAL ART DIST PSV	(11726-7, LN, "Peak Systolic Velocity")	(T-46002, SRT, "Artery of Abdomen") (T-46600, SRT, "Renal Artery")	(G-C171, SRT, "Laterality")=(G-A100, SRT, "Right") (121401, DCM, "Derivation")=(R-00355, SRT, "Point source measurement") (G-A1F8, SRT, "Topographical Modifier")=(G-A119, SRT, "Distal")
R RENAL ART DIST EDV	(11653-3, LN, "End Diastolic Velocity")	(T-46002, SRT, "Artery of Abdomen") (T-46600, SRT, "Renal Artery")	(G-C171, SRT, "Laterality")=(G-A100, SRT, "Right") (121401, DCM, "Derivation")=(R-00355, SRT, "Point source measurement") (G-A1F8, SRT, "Topographical Modifier")=(G-A119, SRT, "Distal")
R RENAL ART DIST FVI			
FVI	(20354-7, LN, "Velocity Time Integral")	(T-46002, SRT, "Artery of Abdomen") (T-46600, SRT, "Renal Artery")	(G-C171, SRT, "Laterality")=(G-A100, SRT, "Right") (121401, DCM, "Derivation")=(R-41D2D, SRT, "Calculated") (G-A1F8, SRT, "Topographical Modifier")=(G-A119, SRT, "Distal")
PULSATILITY INDEX	(12008-9, LN, "Pulsatility Index")	(T-46002, SRT, "Artery of Abdomen") (T-46600, SRT, "Renal Artery")	(G-C171, SRT, "Laterality")=(G-A100, SRT, "Right") (121401, DCM, "Derivation")=(R-41D2D, SRT, "Calculated") (G-A1F8, SRT, "Topographical Modifier")=(G-A119, SRT, "Distal")
RESISTIVE INDEX	(12023-8, LN, "Resistivity Index")	(T-46002, SRT, "Artery of Abdomen") (T-46600, SRT, "Renal Artery")	(G-C171, SRT, "Laterality")=(G-A100, SRT, "Right") (121401, DCM, "Derivation")=(R-41D2D, SRT, "Calculated") (G-A1F8, SRT, "Topographical Modifier")=(G-A119, SRT, "Distal")

ESAOTE MEASURE	BASE MEAS. CONCEPT NAME	SECTION	CONCEPT OR ACQUISITION CONTEXT MODIFIERS
		"Renal Artery")	
PEAK VELOCITY	(11726-7, LN, "Peak Systolic Velocity")	(T-46002, SRT, "Artery of Abdomen") (T-46600, SRT, "Renal Artery")	(G-C171, SRT, "Laterality")=(G-A100, SRT, "Right") (121401, DCM, "Derivation")=(R-41D2D, SRT, "Calculated") (G-A1F8, SRT, "Topographical Modifier")=(G-A119, SRT, "Distal")
MEAN VELOCITY	(MN-25, ESAOTE_P1, "Time Averaged Velocity")	(T-46002, SRT, "Artery of Abdomen") (T-46600, SRT, "Renal Artery")	(G-C171, SRT, "Laterality")=(G-A100, SRT, "Right") (121401, DCM, "Derivation")=(R-41D2D, SRT, "Calculated") (G-A1F8, SRT, "Topographical Modifier")=(G-A119, SRT, "Distal")
REVERSE VELOCITY	(MN-27, ESAOTE_P1, "Reverse Velocity")	(T-46002, SRT, "Artery of Abdomen") (T-46600, SRT, "Renal Artery")	(G-C171, SRT, "Laterality")=(G-A100, SRT, "Right") (121401, DCM, "Derivation")=(R-41D2D, SRT, "Calculated") (G-A1F8, SRT, "Topographical Modifier")=(G-A119, SRT, "Distal")
DIASTOLIC VELOCITY	(11653-3, LN, "End Diastolic Velocity")	(T-46002, SRT, "Artery of Abdomen") (T-46600, SRT, "Renal Artery")	(G-C171, SRT, "Laterality")=(G-A100, SRT, "Right") (121401, DCM, "Derivation")=(R-41D2D, SRT, "Calculated") (G-A1F8, SRT, "Topographical Modifier")=(G-A119, SRT, "Distal")
PEAK GRADIENT	(20247-3, LN, "Peak Gradient")	(T-46002, SRT, "Artery of Abdomen") (T-46600, SRT, "Renal Artery")	(G-C171, SRT, "Laterality")=(G-A100, SRT, "Right") (121401, DCM, "Derivation")=(R-41D2D, SRT, "Calculated") (G-A1F8, SRT, "Topographical Modifier")=(G-A119, SRT, "Distal")
MEAN GRADIENT	(20256-4, LN, "Mean Gradient")	(T-46002, SRT, "Artery of Abdomen") (T-46600, SRT, "Renal Artery")	(G-C171, SRT, "Laterality")=(G-A100, SRT, "Right") (121401, DCM, "Derivation")=(R-41D2D, SRT, "Calculated") (G-A1F8, SRT, "Topographical Modifier")=(G-A119, SRT, "Distal")
ACCELERATION	(MN-04, ESAOTE_P1, "Acceleration")	(T-46002, SRT, "Artery of Abdomen") (T-46600, SRT, "Renal Artery")	(G-C171, SRT, "Laterality")=(G-A100, SRT, "Right") (121401, DCM, "Derivation")=(R-41D2D, SRT, "Calculated") (G-A1F8, SRT, "Topographical Modifier")=(G-A119, SRT, "Distal")
ACCELERATION TIME	(20168-1, LN, "Acceleration Time")	(T-46002, SRT, "Artery of Abdomen") (T-46600, SRT, "Renal Artery")	(G-C171, SRT, "Laterality")=(G-A100, SRT, "Right") (121401, DCM, "Derivation")=(R-41D2D, SRT, "Calculated") (G-A1F8, SRT, "Topographical Modifier")=(G-A119, SRT, "Distal")
SYST VEL/DIAST VEL	(12144-2, LN, "Systolic to Diastolic Velocity Ratio")	(T-46002, SRT, "Artery of Abdomen") (T-46600, SRT, "Renal Artery")	(G-C171, SRT, "Laterality")=(G-A100, SRT, "Right") (121401, DCM, "Derivation")=(R-41D2D, SRT, "Calculated") (G-A1F8, SRT, "Topographical Modifier")=(G-A119, SRT, "Distal")
DIAST VEL/SYST VEL	(MN-28, ESAOTE_P1, "Diastolic To Systolic Velocity Ratio")	(T-46002, SRT, "Artery of Abdomen") (T-46600, SRT, "Renal Artery")	(G-C171, SRT, "Laterality")=(G-A100, SRT, "Right") (121401, DCM, "Derivation")=(R-41D2D, SRT, "Calculated") (G-A1F8, SRT, "Topographical Modifier")=(G-A119, SRT, "Distal")
R SEGM1 UPPER			
R SEGM1 UPPER P ACC	(MN-04, ESAOTE_P1, "Acceleration")	(T-71019, SRT, "Vascular Structure Of Kidney") (AG-03,99ESA_P1, "Segmental Artery 1")	(G-C171, SRT, "Laterality")=(G-A100, SRT, "Right") (121401, DCM, "Derivation")=(R-00355, SRT, "Point source measurement") (G-A1F8, SRT, "Topographical Modifier")=(TM-01,99ESA_P1, "Upper Pole")
R SEGM1 UPPER P RT	(20168-1, LN, "Acceleration Time")	(T-71019, SRT, "Vascular Structure Of Kidney") (AG-03,99ESA_P1, "Segmental Artery")	(G-C171, SRT, "Laterality")=(G-A100, SRT, "Right") (121401, DCM, "Derivation")=(R-00355, SRT, "Point source measurement") (G-A1F8, SRT, "Topographical Modifier")=(TM-01,99ESA_P1, "Upper Pole")

ESAOTE MEASURE	BASE MEAS. CONCEPT NAME	SECTION	CONCEPT OR ACQUISITION CONTEXT MODIFIERS
		1")	
R SEGM1 UPPER P PSV	(11726-7, LN, "Peak Systolic Velocity")	(T-71019, SRT, "Vascular Structure Of Kidney") (AG-03,99ESA_P1, "Segmental Artery 1")	(G-C171, SRT, "Laterality")=(G-A100, SRT, "Right") (121401, DCM, "Derivation")=(R-00355, SRT, "Point source measurement") (G-A1F8, SRT, "Topographical Modifier")=(TM-01,99ESA_P1, "Upper Pole")
R SEGM1 UPPER P FVI			
FVI	(20354-7, LN, "Velocity Time Integral")	(T-71019, SRT, "Vascular Structure Of Kidney") (AG-03,99ESA_P1, "Segmental Artery 1")	(G-C171, SRT, "Laterality")=(G-A100, SRT, "Right") (121401, DCM, "Derivation")=(R-41D2D, SRT, "Calculated") (G-A1F8, SRT, "Topographical Modifier")=(TM-01,99ESA_P1, "Upper Pole")
PULSATILITY INDEX	(12008-9, LN, "Pulsatility Index")	(T-71019, SRT, "Vascular Structure Of Kidney") (AG-03,99ESA_P1, "Segmental Artery 1")	(G-C171, SRT, "Laterality")=(G-A100, SRT, "Right") (121401, DCM, "Derivation")=(R-41D2D, SRT, "Calculated") (G-A1F8, SRT, "Topographical Modifier")=(TM-01,99ESA_P1, "Upper Pole")
RESISTIVE INDEX	(12023-8, LN, "Resistivity Index")	(T-71019, SRT, "Vascular Structure Of Kidney") (AG-03,99ESA_P1, "Segmental Artery 1")	(G-C171, SRT, "Laterality")=(G-A100, SRT, "Right") (121401, DCM, "Derivation")=(R-41D2D, SRT, "Calculated") (G-A1F8, SRT, "Topographical Modifier")=(TM-01,99ESA_P1, "Upper Pole")
PEAK VELOCITY	(11726-7, LN, "Peak Systolic Velocity")	(T-71019, SRT, "Vascular Structure Of Kidney") (AG-03,99ESA_P1, "Segmental Artery 1")	(G-C171, SRT, "Laterality")=(G-A100, SRT, "Right") (121401, DCM, "Derivation")=(R-41D2D, SRT, "Calculated") (G-A1F8, SRT, "Topographical Modifier")=(TM-01,99ESA_P1, "Upper Pole")
MEAN VELOCITY	(20352-1, LN, "Time averaged mean velocity")	(T-71019, SRT, "Vascular Structure Of Kidney") (AG-03,99ESA_P1, "Segmental Artery 1")	(G-C171, SRT, "Laterality")=(G-A100, SRT, "Right") (121401, DCM, "Derivation")=(R-41D2D, SRT, "Calculated") (G-A1F8, SRT, "Topographical Modifier")=(TM-01,99ESA_P1, "Upper Pole")
REVERSE VELOCITY	(MN-27, ESAOTE_P1, "Reverse Velocity")	(T-71019, SRT, "Vascular Structure Of Kidney") (AG-03,99ESA_P1, "Segmental Artery 1")	(G-C171, SRT, "Laterality")=(G-A100, SRT, "Right") (121401, DCM, "Derivation")=(R-41D2D, SRT, "Calculated") (G-A1F8, SRT, "Topographical Modifier")=(TM-01,99ESA_P1, "Upper Pole")
DIASTOLIC VELOCITY	(11653-3, LN, "End Diastolic Velocity")	(T-71019, SRT, "Vascular Structure Of Kidney") (AG-03,99ESA_P1, "Segmental Artery 1")	(G-C171, SRT, "Laterality")=(G-A100, SRT, "Right") (121401, DCM, "Derivation")=(R-41D2D, SRT, "Calculated") (G-A1F8, SRT, "Topographical Modifier")=(TM-01,99ESA_P1, "Upper Pole")
PEAK GRADIENT	(20247-3, LN, "Peak Gradient")	(T-71019, SRT, "Vascular Structure Of Kidney") (AG-03,99ESA_P1, "Segmental Artery 1")	(G-C171, SRT, "Laterality")=(G-A100, SRT, "Right") (121401, DCM, "Derivation")=(R-41D2D, SRT, "Calculated") (G-A1F8, SRT, "Topographical Modifier")=(TM-01,99ESA_P1, "Upper Pole")
MEAN GRADIENT	(20256-4, LN, "Mean Gradient")	(T-71019, SRT, "Vascular Structure Of Kidney") (AG-03,99ESA_P1, "Segmental Artery 1")	(G-C171, SRT, "Laterality")=(G-A100, SRT, "Right") (121401, DCM, "Derivation")=(R-41D2D, SRT, "Calculated") (G-A1F8, SRT, "Topographical Modifier")=(TM-01,99ESA_P1, "Upper Pole")
ACCELERATION	(MN-04, ESAOTE_P1,	(T-71019, SRT, "Vascular Structure	(G-C171, SRT, "Laterality")=(G-A100, SRT, "Right") (121401, DCM, "Derivation")=(R-41D2D, SRT, "Calculated")

ESAOTE MEASURE	BASE MEAS. CONCEPT NAME	SECTION	CONCEPT OR ACQUISITION CONTEXT MODIFIERS
	"Acceleration")	Of Kidney") (AG-03,99ESA_P1, "Segmental Artery 1")	(G-A1F8, SRT, "Topographical Modifier")=(TM-01,99ESA_P1, "Upper Pole")
ACCELERATION TIME	(20168-1, LN, "Acceleration Time")	(T-71019, SRT, "Vascular Structure Of Kidney") (AG-03,99ESA_P1, "Segmental Artery 1")	(G-C171, SRT, "Laterality")=(G-A100, SRT, "Right") (121401, DCM, "Derivation")=(R-41D2D, SRT, "Calculated") (G-A1F8, SRT, "Topographical Modifier")=(TM-01,99ESA_P1, "Upper Pole")
SYST VEL/DIAST VEL	(12144-2, LN, "Systolic to Diastolic Velocity Ratio")	(T-71019, SRT, "Vascular Structure Of Kidney") (AG-03,99ESA_P1, "Segmental Artery 1")	(G-C171, SRT, "Laterality")=(G-A100, SRT, "Right") (121401, DCM, "Derivation")=(R-41D2D, SRT, "Calculated") (G-A1F8, SRT, "Topographical Modifier")=(TM-01,99ESA_P1, "Upper Pole")
DIAST VEL/SYST VEL	(MN-28, ESAOTE_P1, "Diastolic To Systolic Velocity Ratio")	(T-71019, SRT, "Vascular Structure Of Kidney") (AG-03,99ESA_P1, "Segmental Artery 1")	(G-C171, SRT, "Laterality")=(G-A100, SRT, "Right") (121401, DCM, "Derivation")=(R-41D2D, SRT, "Calculated") (G-A1F8, SRT, "Topographical Modifier")=(TM-01,99ESA_P1, "Upper Pole")
R SEGM2 UPPER			
R SEGM2 UPPER P ACC	(MN-04, ESAOTE_P1, "Acceleration")	(T-71019, SRT, "Vascular Structure Of Kidney") (AG-04,99ESA_P1, "Segmental Artery 2")	(G-C171, SRT, "Laterality")=(G-A100, SRT, "Right") (121401, DCM, "Derivation")=(R-00355, SRT, "Point source measurement") (G-A1F8, SRT, "Topographical Modifier")=(TM-01,99ESA_P1, "Upper Pole")
R SEGM2 UPPER P RT	(20168-1, LN, "Acceleration Time")	(T-71019, SRT, "Vascular Structure Of Kidney") (AG-04,99ESA_P1, "Segmental Artery 2")	(G-C171, SRT, "Laterality")=(G-A100, SRT, "Right") (121401, DCM, "Derivation")=(R-00355, SRT, "Point source measurement") (G-A1F8, SRT, "Topographical Modifier")=(TM-01,99ESA_P1, "Upper Pole")
R SEGM2 UPPER P PSV	(11726-7, LN, "Peak Systolic Velocity")	(T-71019, SRT, "Vascular Structure Of Kidney") (AG-04,99ESA_P1, "Segmental Artery 2")	(G-C171, SRT, "Laterality")=(G-A100, SRT, "Right") (121401, DCM, "Derivation")=(R-00355, SRT, "Point source measurement") (G-A1F8, SRT, "Topographical Modifier")=(TM-01,99ESA_P1, "Upper Pole")
R SEGM2 UPPER P FVI			
FVI	(20354-7, LN, "Velocity Time Integral")	(T-71019, SRT, "Vascular Structure Of Kidney") (AG-04,99ESA_P1, "Segmental Artery 2")	(G-C171, SRT, "Laterality")=(G-A100, SRT, "Right") (121401, DCM, "Derivation")=(R-41D2D, SRT, "Calculated") (G-A1F8, SRT, "Topographical Modifier")=(TM-01,99ESA_P1, "Upper Pole")
PULSATILITY INDEX	(12008-9, LN, "Pulsatility Index")	(T-71019, SRT, "Vascular Structure Of Kidney") (AG-04,99ESA_P1, "Segmental Artery 2")	(G-C171, SRT, "Laterality")=(G-A100, SRT, "Right") (121401, DCM, "Derivation")=(R-41D2D, SRT, "Calculated") (G-A1F8, SRT, "Topographical Modifier")=(TM-01,99ESA_P1, "Upper Pole")
RESISTIVE INDEX	(12023-8, LN, "Resistivity Index")	(T-71019, SRT, "Vascular Structure Of Kidney") (AG-04,99ESA_P1, "Segmental Artery 2")	(G-C171, SRT, "Laterality")=(G-A100, SRT, "Right") (121401, DCM, "Derivation")=(R-41D2D, SRT, "Calculated") (G-A1F8, SRT, "Topographical Modifier")=(TM-01,99ESA_P1, "Upper Pole")
PEAK VELOCITY	(11726-7, LN, "Peak Systolic Velocity")	(T-71019, SRT, "Vascular Structure Of Kidney") (AG-04,99ESA_P1,	(G-C171, SRT, "Laterality")=(G-A100, SRT, "Right") (121401, DCM, "Derivation")=(R-41D2D, SRT, "Calculated") (G-A1F8, SRT, "Topographical Modifier")=(TM-01,99ESA_P1, "Upper Pole")

ESAOTE MEASURE	BASE MEAS. CONCEPT NAME	SECTION	CONCEPT OR ACQUISITION CONTEXT MODIFIERS
		"Segmental Artery 2")	
MEAN VELOCITY	(20352-1, LN, "Time averaged mean velocity")	(T-71019, SRT, "Vascular Structure Of Kidney") (AG-04,99ESA_P1, "Segmental Artery 2")	(G-C171, SRT, "Laterality")=(G-A100, SRT, "Right") (121401, DCM, "Derivation")=(R-41D2D, SRT, "Calculated") (G-A1F8, SRT, "Topographical Modifier")=(TM-01,99ESA_P1, "Upper Pole")
REVERSE VELOCITY	(MN-27, ESAOTE_P1, "Reverse Velocity")	(T-71019, SRT, "Vascular Structure Of Kidney") (AG-04,99ESA_P1, "Segmental Artery 2")	(G-C171, SRT, "Laterality")=(G-A100, SRT, "Right") (121401, DCM, "Derivation")=(R-41D2D, SRT, "Calculated") (G-A1F8, SRT, "Topographical Modifier")=(TM-01,99ESA_P1, "Upper Pole")
DIASTOLIC VELOCITY	(11653-3, LN, "End Diastolic Velocity")	(T-71019, SRT, "Vascular Structure Of Kidney") (AG-04,99ESA_P1, "Segmental Artery 2")	(G-C171, SRT, "Laterality")=(G-A100, SRT, "Right") (121401, DCM, "Derivation")=(R-41D2D, SRT, "Calculated") (G-A1F8, SRT, "Topographical Modifier")=(TM-01,99ESA_P1, "Upper Pole")
PEAK GRADIENT	(20247-3, LN, "Peak Gradient")	(T-71019, SRT, "Vascular Structure Of Kidney") (AG-04,99ESA_P1, "Segmental Artery 2")	(G-C171, SRT, "Laterality")=(G-A100, SRT, "Right") (121401, DCM, "Derivation")=(R-41D2D, SRT, "Calculated") (G-A1F8, SRT, "Topographical Modifier")=(TM-01,99ESA_P1, "Upper Pole")
MEAN GRADIENT	(20256-4, LN, "Mean Gradient")	(T-71019, SRT, "Vascular Structure Of Kidney") (AG-04,99ESA_P1, "Segmental Artery 2")	(G-C171, SRT, "Laterality")=(G-A100, SRT, "Right") (121401, DCM, "Derivation")=(R-41D2D, SRT, "Calculated") (G-A1F8, SRT, "Topographical Modifier")=(TM-01,99ESA_P1, "Upper Pole")
ACCELERATION	(MN-04, ESAOTE_P1, "Acceleration")	(T-71019, SRT, "Vascular Structure Of Kidney") (AG-04,99ESA_P1, "Segmental Artery 2")	(G-C171, SRT, "Laterality")=(G-A100, SRT, "Right") (121401, DCM, "Derivation")=(R-41D2D, SRT, "Calculated") (G-A1F8, SRT, "Topographical Modifier")=(TM-01,99ESA_P1, "Upper Pole")
ACCELERATION TIME	(20168-1, LN, "Acceleration Time")	(T-71019, SRT, "Vascular Structure Of Kidney") (AG-04,99ESA_P1, "Segmental Artery 2")	(G-C171, SRT, "Laterality")=(G-A100, SRT, "Right") (121401, DCM, "Derivation")=(R-41D2D, SRT, "Calculated") (G-A1F8, SRT, "Topographical Modifier")=(TM-01,99ESA_P1, "Upper Pole")
SYST VEL/DIAST VEL	(12144-2, LN, "Systolic to Diastolic Velocity Ratio")	(T-71019, SRT, "Vascular Structure Of Kidney") (AG-04,99ESA_P1, "Segmental Artery 2")	(G-C171, SRT, "Laterality")=(G-A100, SRT, "Right") (121401, DCM, "Derivation")=(R-41D2D, SRT, "Calculated") (G-A1F8, SRT, "Topographical Modifier")=(TM-01,99ESA_P1, "Upper Pole")
DIAST VEL/SYST VEL	(MN-28, ESAOTE_P1, "Diastolic To Systolic Velocity Ratio")	(T-71019, SRT, "Vascular Structure Of Kidney") (AG-04,99ESA_P1, "Segmental Artery 2")	(G-C171, SRT, "Laterality")=(G-A100, SRT, "Right") (121401, DCM, "Derivation")=(R-41D2D, SRT, "Calculated") (G-A1F8, SRT, "Topographical Modifier")=(TM-01,99ESA_P1, "Upper Pole")
R SEGM1 LOWER			
R SEGM1 LOWER P ACC	(MN-04, ESAOTE_P1, "Acceleration")	(T-71019, SRT, "Vascular Structure Of Kidney") (AG-03,99ESA_P1, "Segmental Artery 1")	(G-C171, SRT, "Laterality")=(G-A100, SRT, "Right") (121401, DCM, "Derivation")=(R-00355, SRT, "Point source measurement") (G-A1F8, SRT, "Topographical Modifier")=(TM-02,99ESA_P1, "Lower Pole")
R SEGM1	(20168-1, LN,	(T-71019, SRT,	(G-C171, SRT, "Laterality")=(G-A100, SRT, "Right")

<i>ESAOTE MEASURE</i>	<i>BASE MEAS. CONCEPT NAME</i>	<i>SECTION</i>	<i>CONCEPT OR ACQUISITION CONTEXT MODIFIERS</i>
LOWER P RT	"Acceleration Time")	"Vascular Structure Of Kidney") (AG-03,99ESA_P1, "Segmental Artery 1")	(121401, DCM, "Derivation")=(R-00355,SRT, "Point source measurement") (G-A1F8, SRT, "Topographical Modifier")=(TM-02,99ESA_P1, "Lower Pole")
R SEGM1 LOWER P PSV	(11726-7,LN, "Peak Systolic Velocity")	(T-71019,SRT, "Vascular Structure Of Kidney") (AG-03,99ESA_P1, "Segmental Artery 1")	(G-C171, SRT, "Laterality")=(G-A100,SRT, "Right") (121401, DCM, "Derivation")=(R-00355,SRT, "Point source measurement") (G-A1F8, SRT, "Topographical Modifier")=(TM-02,99ESA_P1, "Lower Pole")
R SEGM1 LOWER P FVI			
FVI	(20354-7,LN, "Velocity Time Integral")	(T-71019,SRT, "Vascular Structure Of Kidney") (AG-03,99ESA_P1, "Segmental Artery 1")	(G-C171, SRT, "Laterality")=(G-A100,SRT, "Right") (121401, DCM, "Derivation")=(R-41D2D,SRT, "Calculated") (G-A1F8, SRT, "Topographical Modifier")=(TM-02,99ESA_P1, "Lower Pole")
PULSATILITY INDEX	(12008-9,LN, "Pulsatility Index")	(T-71019,SRT, "Vascular Structure Of Kidney") (AG-03,99ESA_P1, "Segmental Artery 1")	(G-C171, SRT, "Laterality")=(G-A100,SRT, "Right") (121401, DCM, "Derivation")=(R-41D2D,SRT, "Calculated") (G-A1F8, SRT, "Topographical Modifier")=(TM-02,99ESA_P1, "Lower Pole")
RESISTIVE INDEX	(12023-8,LN, "Resistivity Index")	(T-71019,SRT, "Vascular Structure Of Kidney") (AG-03,99ESA_P1, "Segmental Artery 1")	(G-C171, SRT, "Laterality")=(G-A100,SRT, "Right") (121401, DCM, "Derivation")=(R-41D2D,SRT, "Calculated") (G-A1F8, SRT, "Topographical Modifier")=(TM-02,99ESA_P1, "Lower Pole")
PEAK VELOCITY	(11726-7,LN, "Peak Systolic Velocity")	(T-71019,SRT, "Vascular Structure Of Kidney") (AG-03,99ESA_P1, "Segmental Artery 1")	(G-C171, SRT, "Laterality")=(G-A100,SRT, "Right") (121401, DCM, "Derivation")=(R-41D2D,SRT, "Calculated") (G-A1F8, SRT, "Topographical Modifier")=(TM-02,99ESA_P1, "Lower Pole")
MEAN VELOCITY	(20352-1,LN, "Time averaged mean velocity")	(T-71019,SRT, "Vascular Structure Of Kidney") (AG-03,99ESA_P1, "Segmental Artery 1")	(G-C171, SRT, "Laterality")=(G-A100,SRT, "Right") (121401, DCM, "Derivation")=(R-41D2D,SRT, "Calculated") (G-A1F8, SRT, "Topographical Modifier")=(TM-02,99ESA_P1, "Lower Pole")
REVERSE VELOCITY	(MN-27,ESAOTE_P1, "Reverse Velocity")	(T-71019,SRT, "Vascular Structure Of Kidney") (AG-03,99ESA_P1, "Segmental Artery 1")	(G-C171, SRT, "Laterality")=(G-A100,SRT, "Right") (121401, DCM, "Derivation")=(R-41D2D,SRT, "Calculated") (G-A1F8, SRT, "Topographical Modifier")=(TM-02,99ESA_P1, "Lower Pole")
DIASTOLIC VELOCITY	(11653-3,LN, "End Diastolic Velocity")	(T-71019,SRT, "Vascular Structure Of Kidney") (AG-03,99ESA_P1, "Segmental Artery 1")	(G-C171, SRT, "Laterality")=(G-A100,SRT, "Right") (121401, DCM, "Derivation")=(R-41D2D,SRT, "Calculated") (G-A1F8, SRT, "Topographical Modifier")=(TM-02,99ESA_P1, "Lower Pole")
PEAK GRADIENT	(20247-3,LN, "Peak Gradient")	(T-71019,SRT, "Vascular Structure Of Kidney") (AG-03,99ESA_P1, "Segmental Artery 1")	(G-C171, SRT, "Laterality")=(G-A100,SRT, "Right") (121401, DCM, "Derivation")=(R-41D2D,SRT, "Calculated") (G-A1F8, SRT, "Topographical Modifier")=(TM-02,99ESA_P1, "Lower Pole")
MEAN GRADIENT	(20256-4,LN, "Mean Gradient")	(T-71019,SRT, "Vascular Structure Of Kidney") (AG-03,99ESA_P1, "Segmental Artery 1")	(G-C171, SRT, "Laterality")=(G-A100,SRT, "Right") (121401, DCM, "Derivation")=(R-41D2D,SRT, "Calculated") (G-A1F8, SRT, "Topographical Modifier")=(TM-02,99ESA_P1, "Lower Pole")

ESAOTE MEASURE	BASE MEAS. CONCEPT NAME	SECTION	CONCEPT OR ACQUISITION CONTEXT MODIFIERS
		1")	
ACCELERATION	(MN-04,ESAOTE_P1, "Acceleration")	(T-71019,SRT, "Vascular Structure Of Kidney") (AG-03,99ESA_P1, "Segmental Artery 1")	(G-C171, SRT, "Laterality")=(G-A100,SRT, "Right") (121401, DCM, "Derivation")=(R-41D2D,SRT, "Calculated") (G-A1F8, SRT, "Topographical Modifier")=(TM-02,99ESA_P1, "Lower Pole")
ACCELERATION TIME	(20168-1,LN, "Acceleration Time")	(T-71019,SRT, "Vascular Structure Of Kidney") (AG-03,99ESA_P1, "Segmental Artery 1")	(G-C171, SRT, "Laterality")=(G-A100,SRT, "Right") (121401, DCM, "Derivation")=(R-41D2D,SRT, "Calculated") (G-A1F8, SRT, "Topographical Modifier")=(TM-02,99ESA_P1, "Lower Pole")
SYST VEL/DIAST VEL	(12144-2,LN, "Systolic to Diastolic Velocity Ratio")	(T-71019,SRT, "Vascular Structure Of Kidney") (AG-03,99ESA_P1, "Segmental Artery 1")	(G-C171, SRT, "Laterality")=(G-A100,SRT, "Right") (121401, DCM, "Derivation")=(R-41D2D,SRT, "Calculated") (G-A1F8, SRT, "Topographical Modifier")=(TM-02,99ESA_P1, "Lower Pole")
DIAST VEL/SYST VEL	(MN-28,ESAOTE_P1, "Diastolic To Systolic Velocity Ratio")	(T-71019,SRT, "Vascular Structure Of Kidney") (AG-03,99ESA_P1, "Segmental Artery 1")	(G-C171, SRT, "Laterality")=(G-A100,SRT, "Right") (121401, DCM, "Derivation")=(R-41D2D,SRT, "Calculated") (G-A1F8, SRT, "Topographical Modifier")=(TM-02,99ESA_P1, "Lower Pole")
R SEGM2 LOWER			
R SEGM2 LOWER P ACC	(MN-04,ESAOTE_P1, "Acceleration")	(T-71019,SRT, "Vascular Structure Of Kidney") (AG-04,99ESA_P1, "Segmental Artery 2")	(G-C171, SRT, "Laterality")=(G-A100,SRT, "Right") (121401, DCM, "Derivation")=(R-00355,SRT, "Point source measurement") (G-A1F8, SRT, "Topographical Modifier")=(TM-02,99ESA_P1, "Lower Pole")
R SEGM2 LOWER P RT	(20168-1,LN, "Acceleration Time")	(T-71019,SRT, "Vascular Structure Of Kidney") (AG-04,99ESA_P1, "Segmental Artery 2")	(G-C171, SRT, "Laterality")=(G-A100,SRT, "Right") (121401, DCM, "Derivation")=(R-00355,SRT, "Point source measurement") (G-A1F8, SRT, "Topographical Modifier")=(TM-02,99ESA_P1, "Lower Pole")
R SEGM2 LOWER P PSV	(11726-7,LN, "Peak Systolic Velocity")	(T-71019,SRT, "Vascular Structure Of Kidney") (AG-04,99ESA_P1, "Segmental Artery 2")	(G-C171, SRT, "Laterality")=(G-A100,SRT, "Right") (121401, DCM, "Derivation")=(R-00355,SRT, "Point source measurement") (G-A1F8, SRT, "Topographical Modifier")=(TM-02,99ESA_P1, "Lower Pole")
R SEGM2 LOWER P FVI			
FVI	(20354-7,LN, "Velocity Time Integral")	(T-71019,SRT, "Vascular Structure Of Kidney") (AG-04,99ESA_P1, "Segmental Artery 2")	(G-C171, SRT, "Laterality")=(G-A100,SRT, "Right") (121401, DCM, "Derivation")=(R-41D2D,SRT, "Calculated") (G-A1F8, SRT, "Topographical Modifier")=(TM-02,99ESA_P1, "Lower Pole")
PULSATILITY INDEX	(12008-9,LN, "Pulsatility Index")	(T-71019,SRT, "Vascular Structure Of Kidney") (AG-04,99ESA_P1, "Segmental Artery 2")	(G-C171, SRT, "Laterality")=(G-A100,SRT, "Right") (121401, DCM, "Derivation")=(R-41D2D,SRT, "Calculated") (G-A1F8, SRT, "Topographical Modifier")=(TM-02,99ESA_P1, "Lower Pole")
RESISTIVE INDEX	(12023-8,LN, "Resistivity Index")	(T-71019,SRT, "Vascular Structure Of Kidney") (AG-04,99ESA_P1, "Segmental Artery 2")	(G-C171, SRT, "Laterality")=(G-A100,SRT, "Right") (121401, DCM, "Derivation")=(R-41D2D,SRT, "Calculated") (G-A1F8, SRT, "Topographical Modifier")=(TM-02,99ESA_P1, "Lower Pole")

ESAOTE MEASURE	BASE MEAS. CONCEPT NAME	SECTION	CONCEPT OR ACQUISITION CONTEXT MODIFIERS
PEAK VELOCITY	(11726-7, LN, "Peak Systolic Velocity")	(T-71019, SRT, "Vascular Structure Of Kidney") (AG-04,99ESA_P1, "Segmental Artery 2")	(G-C171, SRT, "Laterality")=(G-A100, SRT, "Right") (121401, DCM, "Derivation")=(R-41D2D, SRT, "Calculated") (G-A1F8, SRT, "Topographical Modifier")=(TM-02,99ESA_P1, "Lower Pole")
MEAN VELOCITY	(20352-1, LN, "Time averaged mean velocity")	(T-71019, SRT, "Vascular Structure Of Kidney") (AG-04,99ESA_P1, "Segmental Artery 2")	(G-C171, SRT, "Laterality")=(G-A100, SRT, "Right") (121401, DCM, "Derivation")=(R-41D2D, SRT, "Calculated") (G-A1F8, SRT, "Topographical Modifier")=(TM-02,99ESA_P1, "Lower Pole")
REVERSE VELOCITY	(MN-27, ESAOTE_P1, "Reverse Velocity")	(T-71019, SRT, "Vascular Structure Of Kidney") (AG-04,99ESA_P1, "Segmental Artery 2")	(G-C171, SRT, "Laterality")=(G-A100, SRT, "Right") (121401, DCM, "Derivation")=(R-41D2D, SRT, "Calculated") (G-A1F8, SRT, "Topographical Modifier")=(TM-02,99ESA_P1, "Lower Pole")
DIASTOLIC VELOCITY	(11653-3, LN, "End Diastolic Velocity")	(T-71019, SRT, "Vascular Structure Of Kidney") (AG-04,99ESA_P1, "Segmental Artery 2")	(G-C171, SRT, "Laterality")=(G-A100, SRT, "Right") (121401, DCM, "Derivation")=(R-41D2D, SRT, "Calculated") (G-A1F8, SRT, "Topographical Modifier")=(TM-02,99ESA_P1, "Lower Pole")
PEAK GRADIENT	(20247-3, LN, "Peak Gradient")	(T-71019, SRT, "Vascular Structure Of Kidney") (AG-04,99ESA_P1, "Segmental Artery 2")	(G-C171, SRT, "Laterality")=(G-A100, SRT, "Right") (121401, DCM, "Derivation")=(R-41D2D, SRT, "Calculated") (G-A1F8, SRT, "Topographical Modifier")=(TM-02,99ESA_P1, "Lower Pole")
MEAN GRADIENT	(20256-4, LN, "Mean Gradient")	(T-71019, SRT, "Vascular Structure Of Kidney") (AG-04,99ESA_P1, "Segmental Artery 2")	(G-C171, SRT, "Laterality")=(G-A100, SRT, "Right") (121401, DCM, "Derivation")=(R-41D2D, SRT, "Calculated") (G-A1F8, SRT, "Topographical Modifier")=(TM-02,99ESA_P1, "Lower Pole")
ACCELERATION	(MN-04, ESAOTE_P1, "Acceleration")	(T-71019, SRT, "Vascular Structure Of Kidney") (AG-04,99ESA_P1, "Segmental Artery 2")	(G-C171, SRT, "Laterality")=(G-A100, SRT, "Right") (121401, DCM, "Derivation")=(R-41D2D, SRT, "Calculated") (G-A1F8, SRT, "Topographical Modifier")=(TM-02,99ESA_P1, "Lower Pole")
ACCELERATION TIME	(20168-1, LN, "Acceleration Time")	(T-71019, SRT, "Vascular Structure Of Kidney") (AG-04,99ESA_P1, "Segmental Artery 2")	(G-C171, SRT, "Laterality")=(G-A100, SRT, "Right") (121401, DCM, "Derivation")=(R-41D2D, SRT, "Calculated") (G-A1F8, SRT, "Topographical Modifier")=(TM-02,99ESA_P1, "Lower Pole")
SYST VEL/DIAST VEL	(12144-2, LN, "Systolic to Diastolic Velocity Ratio")	(T-71019, SRT, "Vascular Structure Of Kidney") (AG-04,99ESA_P1, "Segmental Artery 2")	(G-C171, SRT, "Laterality")=(G-A100, SRT, "Right") (121401, DCM, "Derivation")=(R-41D2D, SRT, "Calculated") (G-A1F8, SRT, "Topographical Modifier")=(TM-02,99ESA_P1, "Lower Pole")
DIAST VEL/SYST VEL	(MN-28, ESAOTE_P1, "Diastolic To Systolic Velocity Ratio")	(T-71019, SRT, "Vascular Structure Of Kidney") (AG-04,99ESA_P1, "Segmental Artery 2")	(G-C171, SRT, "Laterality")=(G-A100, SRT, "Right") (121401, DCM, "Derivation")=(R-41D2D, SRT, "Calculated") (G-A1F8, SRT, "Topographical Modifier")=(TM-02,99ESA_P1, "Lower Pole")
R HILAR ACC TIME			
R HILAR ACC TIME	(20168-1, LN, "Acceleration Time")	(T-46002, SRT, "Artery of Abdomen") (G-035C, SRT,	(G-C171, SRT, "Laterality")=(G-A100, SRT, "Right")

<i>ESAOTE MEASURE</i>	<i>BASE MEAS. CONCEPT NAME</i>	<i>SECTION</i>	<i>CONCEPT OR ACQUISITION CONTEXT MODIFIERS</i>
		"Hilar Artery")	
RICA/RCCA RATIO			
RICA/RCCA RATIO	(33868-1, LN, "ICA/CCA velocity ratio")	(T-45005, SRT, "Artery of neck")	(G-C171, SRT, "Laterality")=(G-A100, SRT, "Right")
R RENAL/AO			
R REN PROX/AO PSV	(RM-02,99ESA_P1, "Proximal Renal Artery/Aorta Velocity Ratio")	(T-46002, SRT, "Artery of Abdomen")	(G-C171, SRT, "Laterality")=(G-A100, SRT, "Right")
R REN MID/AO PSV	(RM-04,99ESA_P1, "Mid Renal Artery/Aorta Velocity Ratio")	(T-46002, SRT, "Artery of Abdomen")	(G-C171, SRT, "Laterality")=(G-A100, SRT, "Right")
R REN DIS/AO PSV	(RM-03,99ESA_P1, "Distal Renal Artery/Aorta Velocity Ratio")	(T-46002, SRT, "Artery of Abdomen")	(G-C171, SRT, "Laterality")=(G-A100, SRT, "Right")
SMA/AORTA			
SMA/AORTA	(RM-01,99ESA_P1, "Superior Mesenteric Artery/Aorta Velocity Ratio")	(T-46002, SRT, "Artery of Abdomen")	(G-C171, SRT, "Laterality")=(G-A103, SRT, "Unilateral")
R CCA IMT			
R CCA IMT			
R MEAN IMT	(F-04F30, SRT, "Intima media thickness")	(T-45005, SRT, "Artery of neck") (T-45100, SRT, "Common Carotid Artery")	(G-C171, SRT, "Laterality")=(G-A100, SRT, "Right") (121401, DCM, "Derivation")=(R-00317, SRT, "Mean")
R MAX IMT	(F-04F30, SRT, "Intima media thickness")	(T-45005, SRT, "Artery of neck") (T-45100, SRT, "Common Carotid Artery")	(G-C171, SRT, "Laterality")=(G-A100, SRT, "Right") (121401, DCM, "Derivation")=(G-A437, SRT, "Maximum")
RCCA QAS			
RIGHT CCA QAS			
DISTENSION	(MN-100,99ESA_P1, "QAS Diameter Distension")	(T-45005, SRT, "Artery of neck") (T-45100, SRT, "Common Carotid Artery")	(G-C171, SRT, "Laterality")=(G-A100, SRT, "Right") (121401, DCM, "Derivation")=(R-41D2D, SRT, "Calculated")
SD	(MN-101,99ESA_P1, "QAS Diameter Distension Standard Deviation")	(T-45005, SRT, "Artery of neck") (T-45100, SRT, "Common Carotid Artery")	(G-C171, SRT, "Laterality")=(G-A100, SRT, "Right") (121401, DCM, "Derivation")=(R-41D2D, SRT, "Calculated")
DIAMETER	(MN-102,99ESA_P1, "QAS Mean Diameter")	(T-45005, SRT, "Artery of neck") (T-45100, SRT, "Common Carotid Artery")	(G-C171, SRT, "Laterality")=(G-A100, SRT, "Right") (121401, DCM, "Derivation")=(R-41D2D, SRT, "Calculated")
SD	(MN-103,99ESA_P1, "QAS Mean")	(T-45005, SRT, "Artery of neck") (T-45100, SRT, "Common Carotid Artery")	(G-C171, SRT, "Laterality")=(G-A100, SRT, "Right") (121401, DCM, "Derivation")=(R-41D2D, SRT, "Calculated")

ESAOTE MEASURE	BASE MEAS. CONCEPT NAME	SECTION	CONCEPT OR ACQUISITION CONTEXT MODIFIERS
	Diameter Standard Deviation")	"Common Carotid Artery")	
BrP sys	(MN-104,99ESA_P1, "QAS Brachial Pressure")	(T-45005,SRT, "Artery of neck") (T-45100,SRT, "Common Carotid Artery")	(G-C171, SRT, "Laterality")=(G-A100,SRT, "Right") (121401, DCM, "Derivation")=(R-41D2D,SRT, "Calculated") (R-4089A, SRT, "Cardiac Cycle Point")=(F-32020,SRT, "Systole")
BrP dia	(MN-104,99ESA_P1, "QAS Brachial Pressure")	(T-45005,SRT, "Artery of neck") (T-45100,SRT, "Common Carotid Artery")	(G-C171, SRT, "Laterality")=(G-A100,SRT, "Right") (121401, DCM, "Derivation")=(R-41D2D,SRT, "Calculated") (R-4089A, SRT, "Cardiac Cycle Point")=(F-32010,SRT, "Diastole")
AORTA			
AO PROXIMAL DIAM			
AO PROX SYS DIAM	(G-0364,SRT, "Vessel lumen diameter")	(T-46002,SRT, "Artery of Abdomen") (T-42000,SRT, "Aorta")	(G-C171, SRT, "Laterality")=(G-A103,SRT, "Unilateral") (G-A1F8, SRT, "Topographical Modifier")=(G-A118,SRT, "Proximal") (R-4089A, SRT, "Cardiac Cycle Point")=(F-32020,SRT, "Systole")
AO PROX DIAST DIAM	(G-0364,SRT, "Vessel lumen diameter")	(T-46002,SRT, "Artery of Abdomen") (T-42000,SRT, "Aorta")	(G-C171, SRT, "Laterality")=(G-A103,SRT, "Unilateral") (G-A1F8, SRT, "Topographical Modifier")=(G-A118,SRT, "Proximal") (R-4089A, SRT, "Cardiac Cycle Point")=(F-32010,SRT, "Diastole")
AO DISTAL DIAM			
AO DIST SYS DIAM	(G-0364,SRT, "Vessel lumen diameter")	(T-46002,SRT, "Artery of Abdomen") (T-42000,SRT, "Aorta")	(G-C171, SRT, "Laterality")=(G-A103,SRT, "Unilateral") (G-A1F8, SRT, "Topographical Modifier")=(G-A119,SRT, "Distal") (R-4089A, SRT, "Cardiac Cycle Point")=(F-32020,SRT, "Systole")
AO DIST DIAST DIAM	(G-0364,SRT, "Vessel lumen diameter")	(T-46002,SRT, "Artery of Abdomen") (T-42000,SRT, "Aorta")	(G-C171, SRT, "Laterality")=(G-A103,SRT, "Unilateral") (G-A1F8, SRT, "Topographical Modifier")=(G-A119,SRT, "Distal") (R-4089A, SRT, "Cardiac Cycle Point")=(F-32010,SRT, "Diastole")
AO DIL SEGM LENGTH			
AO DIL SEGM LENGTH	(R-1025F,SRT, "Length of Segment")	(T-46002,SRT, "Artery of Abdomen") (T-42000,SRT, "Aorta")	(G-C171, SRT, "Laterality")=(G-A103,SRT, "Unilateral") (G-A1F8, SRT, "Topographical Modifier")=(R-1025B,SRT, "Dilated portion of segment")
AO DIL SEGM WIDTH			
AO DIL SEGM WIDTH	(G-0364,SRT, "Vessel lumen diameter")	(T-46002,SRT, "Artery of Abdomen") (T-42000,SRT, "Aorta")	(G-C171, SRT, "Laterality")=(G-A103,SRT, "Unilateral") (G-A1F8, SRT, "Topographical Modifier")=(R-1025B,SRT, "Dilated portion of segment")
AORTA PROXIMAL			
AORTA PROX PS VEL	(11726-7,LN, "Peak Systolic Velocity")	(T-46002,SRT, "Artery of Abdomen") (T-42000,SRT, "Aorta")	(G-C171, SRT, "Laterality")=(G-A103,SRT, "Unilateral") (121401, DCM, "Derivation")=(R-00355,SRT, "Point source measurement") (G-A1F8, SRT, "Topographical Modifier")=(G-A118,SRT, "Proximal")
AORTA PROX ED VEL	(11653-3,LN, "End Diastolic Velocity")	(T-46002,SRT, "Artery of Abdomen") (T-42000,SRT, "Aorta")	(G-C171, SRT, "Laterality")=(G-A103,SRT, "Unilateral") (121401, DCM, "Derivation")=(R-00355,SRT, "Point source measurement") (G-A1F8, SRT, "Topographical Modifier")=(G-A118,SRT, "Proximal")

ESAOTE MEASURE	BASE MEAS. CONCEPT NAME	SECTION	CONCEPT OR ACQUISITION CONTEXT MODIFIERS
AO PROX FVI			
FVI	(20354-7, LN, "Velocity Time Integral")	(T-46002, SRT, "Artery of Abdomen") (T-42000, SRT, "Aorta")	(G-C171, SRT, "Laterality")=(G-A103, SRT, "Unilateral") (121401, DCM, "Derivation")=(R-41D2D, SRT, "Calculated") (G-A1F8, SRT, "Topographical Modifier")=(G-A118, SRT, "Proximal")
PULSATILITY INDEX	(12008-9, LN, "Pulsatility Index")	(T-46002, SRT, "Artery of Abdomen") (T-42000, SRT, "Aorta")	(G-C171, SRT, "Laterality")=(G-A103, SRT, "Unilateral") (121401, DCM, "Derivation")=(R-41D2D, SRT, "Calculated") (G-A1F8, SRT, "Topographical Modifier")=(G-A118, SRT, "Proximal")
RESISTIVE INDEX	(12023-8, LN, "Resistivity Index")	(T-46002, SRT, "Artery of Abdomen") (T-42000, SRT, "Aorta")	(G-C171, SRT, "Laterality")=(G-A103, SRT, "Unilateral") (121401, DCM, "Derivation")=(R-41D2D, SRT, "Calculated") (G-A1F8, SRT, "Topographical Modifier")=(G-A118, SRT, "Proximal")
PEAK VELOCITY	(11726-7, LN, "Peak Systolic Velocity")	(T-46002, SRT, "Artery of Abdomen") (T-42000, SRT, "Aorta")	(G-C171, SRT, "Laterality")=(G-A103, SRT, "Unilateral") (121401, DCM, "Derivation")=(R-41D2D, SRT, "Calculated") (G-A1F8, SRT, "Topographical Modifier")=(G-A118, SRT, "Proximal")
MEAN VELOCITY	(MN-25, ESAOTE_P1, "Time Averaged Velocity")	(T-46002, SRT, "Artery of Abdomen") (T-42000, SRT, "Aorta")	(G-C171, SRT, "Laterality")=(G-A103, SRT, "Unilateral") (121401, DCM, "Derivation")=(R-41D2D, SRT, "Calculated") (G-A1F8, SRT, "Topographical Modifier")=(G-A118, SRT, "Proximal")
REVERSE VELOCITY	(MN-27, ESAOTE_P1, "Reverse Velocity")	(T-46002, SRT, "Artery of Abdomen") (T-42000, SRT, "Aorta")	(G-C171, SRT, "Laterality")=(G-A103, SRT, "Unilateral") (121401, DCM, "Derivation")=(R-41D2D, SRT, "Calculated") (G-A1F8, SRT, "Topographical Modifier")=(G-A118, SRT, "Proximal")
DIASTOLIC VELOCITY	(11653-3, LN, "End Diastolic Velocity")	(T-46002, SRT, "Artery of Abdomen") (T-42000, SRT, "Aorta")	(G-C171, SRT, "Laterality")=(G-A103, SRT, "Unilateral") (121401, DCM, "Derivation")=(R-41D2D, SRT, "Calculated") (G-A1F8, SRT, "Topographical Modifier")=(G-A118, SRT, "Proximal")
PEAK GRADIENT	(20247-3, LN, "Peak Gradient")	(T-46002, SRT, "Artery of Abdomen") (T-42000, SRT, "Aorta")	(G-C171, SRT, "Laterality")=(G-A103, SRT, "Unilateral") (121401, DCM, "Derivation")=(R-41D2D, SRT, "Calculated") (G-A1F8, SRT, "Topographical Modifier")=(G-A118, SRT, "Proximal")
MEAN GRADIENT	(20256-4, LN, "Mean Gradient")	(T-46002, SRT, "Artery of Abdomen") (T-42000, SRT, "Aorta")	(G-C171, SRT, "Laterality")=(G-A103, SRT, "Unilateral") (121401, DCM, "Derivation")=(R-41D2D, SRT, "Calculated") (G-A1F8, SRT, "Topographical Modifier")=(G-A118, SRT, "Proximal")
ACCELERATION	(MN-04, ESAOTE_P1, "Acceleration")	(T-46002, SRT, "Artery of Abdomen") (T-42000, SRT, "Aorta")	(G-C171, SRT, "Laterality")=(G-A103, SRT, "Unilateral") (121401, DCM, "Derivation")=(R-41D2D, SRT, "Calculated") (G-A1F8, SRT, "Topographical Modifier")=(G-A118, SRT, "Proximal")
ACCELERATION TIME	(20168-1, LN, "Acceleration Time")	(T-46002, SRT, "Artery of Abdomen") (T-42000, SRT, "Aorta")	(G-C171, SRT, "Laterality")=(G-A103, SRT, "Unilateral") (121401, DCM, "Derivation")=(R-41D2D, SRT, "Calculated") (G-A1F8, SRT, "Topographical Modifier")=(G-A118, SRT, "Proximal")
SYST VEL/DIAST VEL	(12144-2, LN, "Systolic to Diastolic Velocity Ratio")	(T-46002, SRT, "Artery of Abdomen") (T-42000, SRT, "Aorta")	(G-C171, SRT, "Laterality")=(G-A103, SRT, "Unilateral") (121401, DCM, "Derivation")=(R-41D2D, SRT, "Calculated") (G-A1F8, SRT, "Topographical Modifier")=(G-A118, SRT, "Proximal")
DIAST VEL/SYST VEL	(MN-28, ESAOTE_P1, "Diastolic To")	(T-46002, SRT, "Artery of Abdomen")	(G-C171, SRT, "Laterality")=(G-A103, SRT, "Unilateral") (121401, DCM, "Derivation")=(R-41D2D, SRT, "Calculated") (G-A1F8, SRT, "Topographical Modifier")=(G-A118, SRT, "Proximal")

ESAOTE MEASURE	BASE MEAS. CONCEPT NAME	SECTION	CONCEPT OR ACQUISITION CONTEXT MODIFIERS
	Systolic Velocity Ratio")	(T-42000,SRT, "Aorta")	
AORTA MID			
AORTA MID PS VEL	(11726-7,LN, "Peak Systolic Velocity")	(T-46002,SRT, "Artery of Abdomen") (T-42000,SRT, "Aorta")	(G-C171, SRT, "Laterality")=(G-A103,SRT, "Unilateral") (121401, DCM, "Derivation")=(R-00355,SRT, "Point source measurement") (G-A1F8, SRT, "Topographical Modifier")=(G-A188,SRT, "Mid-longitudinal")
AORTA MID ED VEL	(11653-3,LN, "End Diastolic Velocity")	(T-46002,SRT, "Artery of Abdomen") (T-42000,SRT, "Aorta")	(G-C171, SRT, "Laterality")=(G-A103,SRT, "Unilateral") (121401, DCM, "Derivation")=(R-00355,SRT, "Point source measurement") (G-A1F8, SRT, "Topographical Modifier")=(G-A188,SRT, "Mid-longitudinal")
AO MID FVI			
FVI	(20354-7,LN, "Velocity Time Integral")	(T-46002,SRT, "Artery of Abdomen") (T-42000,SRT, "Aorta")	(G-C171, SRT, "Laterality")=(G-A103,SRT, "Unilateral") (121401, DCM, "Derivation")=(R-41D2D,SRT, "Calculated") (G-A1F8, SRT, "Topographical Modifier")=(G-A188,SRT, "Mid-longitudinal")
PULSATILITY INDEX	(12008-9,LN, "Pulsatility Index")	(T-46002,SRT, "Artery of Abdomen") (T-42000,SRT, "Aorta")	(G-C171, SRT, "Laterality")=(G-A103,SRT, "Unilateral") (121401, DCM, "Derivation")=(R-41D2D,SRT, "Calculated") (G-A1F8, SRT, "Topographical Modifier")=(G-A188,SRT, "Mid-longitudinal")
RESISTIVE INDEX	(12023-8,LN, "Resistivity Index")	(T-46002,SRT, "Artery of Abdomen") (T-42000,SRT, "Aorta")	(G-C171, SRT, "Laterality")=(G-A103,SRT, "Unilateral") (121401, DCM, "Derivation")=(R-41D2D,SRT, "Calculated") (G-A1F8, SRT, "Topographical Modifier")=(G-A188,SRT, "Mid-longitudinal")
PEAK VELOCITY	(11726-7,LN, "Peak Systolic Velocity")	(T-46002,SRT, "Artery of Abdomen") (T-42000,SRT, "Aorta")	(G-C171, SRT, "Laterality")=(G-A103,SRT, "Unilateral") (121401, DCM, "Derivation")=(R-41D2D,SRT, "Calculated") (G-A1F8, SRT, "Topographical Modifier")=(G-A188,SRT, "Mid-longitudinal")
MEAN VELOCITY	(MN-25,ESAOTE_P1, "Time Averaged Velocity")	(T-46002,SRT, "Artery of Abdomen") (T-42000,SRT, "Aorta")	(G-C171, SRT, "Laterality")=(G-A103,SRT, "Unilateral") (121401, DCM, "Derivation")=(R-41D2D,SRT, "Calculated") (G-A1F8, SRT, "Topographical Modifier")=(G-A188,SRT, "Mid-longitudinal")
REVERSE VELOCITY	(MN-27,ESAOTE_P1, "Reverse Velocity")	(T-46002,SRT, "Artery of Abdomen") (T-42000,SRT, "Aorta")	(G-C171, SRT, "Laterality")=(G-A103,SRT, "Unilateral") (121401, DCM, "Derivation")=(R-41D2D,SRT, "Calculated") (G-A1F8, SRT, "Topographical Modifier")=(G-A188,SRT, "Mid-longitudinal")
DIASTOLIC VELOCITY	(11653-3,LN, "End Diastolic Velocity")	(T-46002,SRT, "Artery of Abdomen") (T-42000,SRT, "Aorta")	(G-C171, SRT, "Laterality")=(G-A103,SRT, "Unilateral") (121401, DCM, "Derivation")=(R-41D2D,SRT, "Calculated") (G-A1F8, SRT, "Topographical Modifier")=(G-A188,SRT, "Mid-longitudinal")
PEAK GRADIENT	(20247-3,LN, "Peak Gradient")	(T-46002,SRT, "Artery of Abdomen") (T-42000,SRT, "Aorta")	(G-C171, SRT, "Laterality")=(G-A103,SRT, "Unilateral") (121401, DCM, "Derivation")=(R-41D2D,SRT, "Calculated") (G-A1F8, SRT, "Topographical Modifier")=(G-A188,SRT, "Mid-longitudinal")
MEAN GRADIENT	(20256-4,LN, "Mean Gradient")	(T-46002,SRT, "Artery of Abdomen") (T-42000,SRT, "Aorta")	(G-C171, SRT, "Laterality")=(G-A103,SRT, "Unilateral") (121401, DCM, "Derivation")=(R-41D2D,SRT, "Calculated") (G-A1F8, SRT, "Topographical Modifier")=(G-A188,SRT, "Mid-longitudinal")
ACCELERATION	(MN-04,ESAOTE_P1, "Acceleration")	(T-46002,SRT, "Artery of Abdomen") (T-42000,SRT, "Aorta")	(G-C171, SRT, "Laterality")=(G-A103,SRT, "Unilateral") (121401, DCM, "Derivation")=(R-41D2D,SRT, "Calculated") (G-A1F8, SRT, "Topographical Modifier")=(G-A188,SRT, "Mid-longitudinal")

ESAOTE MEASURE	BASE MEAS. CONCEPT NAME	SECTION	CONCEPT OR ACQUISITION CONTEXT MODIFIERS
		"Aorta")	
ACCELERATION TIME	(20168-1, LN, "Acceleration Time")	(T-46002, SRT, "Artery of Abdomen") (T-42000, SRT, "Aorta")	(G-C171, SRT, "Laterality")=(G-A103, SRT, "Unilateral") (121401, DCM, "Derivation")=(R-41D2D, SRT, "Calculated") (G-A1F8, SRT, "Topographical Modifier")=(G-A188, SRT, "Mid-longitudinal")
SYST VEL/DIAST VEL	(12144-2, LN, "Systolic to Diastolic Velocity Ratio")	(T-46002, SRT, "Artery of Abdomen") (T-42000, SRT, "Aorta")	(G-C171, SRT, "Laterality")=(G-A103, SRT, "Unilateral") (121401, DCM, "Derivation")=(R-41D2D, SRT, "Calculated") (G-A1F8, SRT, "Topographical Modifier")=(G-A188, SRT, "Mid-longitudinal")
DIAST VEL/SYST VEL	(MN-28, ESAOTE_P1, "Diastolic To Systolic Velocity Ratio")	(T-46002, SRT, "Artery of Abdomen") (T-42000, SRT, "Aorta")	(G-C171, SRT, "Laterality")=(G-A103, SRT, "Unilateral") (121401, DCM, "Derivation")=(R-41D2D, SRT, "Calculated") (G-A1F8, SRT, "Topographical Modifier")=(G-A188, SRT, "Mid-longitudinal")
AORTA DISTAL			
AORTA DIST PS VEL	(11726-7, LN, "Peak Systolic Velocity")	(T-46002, SRT, "Artery of Abdomen") (T-42000, SRT, "Aorta")	(G-C171, SRT, "Laterality")=(G-A103, SRT, "Unilateral") (121401, DCM, "Derivation")=(R-00355, SRT, "Point source measurement") (G-A1F8, SRT, "Topographical Modifier")=(G-A119, SRT, "Distal")
AORTA DIST ED VEL	(11653-3, LN, "End Diastolic Velocity")	(T-46002, SRT, "Artery of Abdomen") (T-42000, SRT, "Aorta")	(G-C171, SRT, "Laterality")=(G-A103, SRT, "Unilateral") (121401, DCM, "Derivation")=(R-00355, SRT, "Point source measurement") (G-A1F8, SRT, "Topographical Modifier")=(G-A119, SRT, "Distal")
AO DIS FVI			
FVI	(20354-7, LN, "Velocity Time Integral")	(T-46002, SRT, "Artery of Abdomen") (T-42000, SRT, "Aorta")	(G-C171, SRT, "Laterality")=(G-A103, SRT, "Unilateral") (121401, DCM, "Derivation")=(R-41D2D, SRT, "Calculated") (G-A1F8, SRT, "Topographical Modifier")=(G-A119, SRT, "Distal")
PULSATILITY INDEX	(12008-9, LN, "Pulsatility Index")	(T-46002, SRT, "Artery of Abdomen") (T-42000, SRT, "Aorta")	(G-C171, SRT, "Laterality")=(G-A103, SRT, "Unilateral") (121401, DCM, "Derivation")=(R-41D2D, SRT, "Calculated") (G-A1F8, SRT, "Topographical Modifier")=(G-A119, SRT, "Distal")
RESISTIVE INDEX	(12023-8, LN, "Resistivity Index")	(T-46002, SRT, "Artery of Abdomen") (T-42000, SRT, "Aorta")	(G-C171, SRT, "Laterality")=(G-A103, SRT, "Unilateral") (121401, DCM, "Derivation")=(R-41D2D, SRT, "Calculated") (G-A1F8, SRT, "Topographical Modifier")=(G-A119, SRT, "Distal")
PEAK VELOCITY	(11726-7, LN, "Peak Systolic Velocity")	(T-46002, SRT, "Artery of Abdomen") (T-42000, SRT, "Aorta")	(G-C171, SRT, "Laterality")=(G-A103, SRT, "Unilateral") (121401, DCM, "Derivation")=(R-41D2D, SRT, "Calculated") (G-A1F8, SRT, "Topographical Modifier")=(G-A119, SRT, "Distal")
MEAN VELOCITY	(MN-25, ESAOTE_P1, "Time Averaged Velocity")	(T-46002, SRT, "Artery of Abdomen") (T-42000, SRT, "Aorta")	(G-C171, SRT, "Laterality")=(G-A103, SRT, "Unilateral") (121401, DCM, "Derivation")=(R-41D2D, SRT, "Calculated") (G-A1F8, SRT, "Topographical Modifier")=(G-A119, SRT, "Distal")
REVERSE VELOCITY	(MN-27, ESAOTE_P1, "Reverse Velocity")	(T-46002, SRT, "Artery of Abdomen") (T-42000, SRT, "Aorta")	(G-C171, SRT, "Laterality")=(G-A103, SRT, "Unilateral") (121401, DCM, "Derivation")=(R-41D2D, SRT, "Calculated") (G-A1F8, SRT, "Topographical Modifier")=(G-A119, SRT, "Distal")
DIASTOLIC VELOCITY	(11653-3, LN, "End Diastolic Velocity")	(T-46002, SRT, "Artery of Abdomen") (T-42000, SRT,	(G-C171, SRT, "Laterality")=(G-A103, SRT, "Unilateral") (121401, DCM, "Derivation")=(R-41D2D, SRT, "Calculated") (G-A1F8, SRT, "Topographical Modifier")=(G-A119, SRT, "Distal")

ESAOTE MEASURE	BASE MEAS. CONCEPT NAME	SECTION	CONCEPT OR ACQUISITION CONTEXT MODIFIERS
		"Aorta")	
PEAK GRADIENT	(20247-3, LN, "Peak Gradient")	(T-46002, SRT, "Artery of Abdomen") (T-42000, SRT, "Aorta")	(G-C171, SRT, "Laterality")=(G-A103, SRT, "Unilateral") (121401, DCM, "Derivation")=(R-41D2D, SRT, "Calculated") (G-A1F8, SRT, "Topographical Modifier")=(G-A119, SRT, "Distal")
MEAN GRADIENT	(20256-4, LN, "Mean Gradient")	(T-46002, SRT, "Artery of Abdomen") (T-42000, SRT, "Aorta")	(G-C171, SRT, "Laterality")=(G-A103, SRT, "Unilateral") (121401, DCM, "Derivation")=(R-41D2D, SRT, "Calculated") (G-A1F8, SRT, "Topographical Modifier")=(G-A119, SRT, "Distal")
ACCELERATION	(MN-04, ESAOTE_P1, "Acceleration")	(T-46002, SRT, "Artery of Abdomen") (T-42000, SRT, "Aorta")	(G-C171, SRT, "Laterality")=(G-A103, SRT, "Unilateral") (121401, DCM, "Derivation")=(R-41D2D, SRT, "Calculated") (G-A1F8, SRT, "Topographical Modifier")=(G-A119, SRT, "Distal")
ACCELERATION TIME	(20168-1, LN, "Acceleration Time")	(T-46002, SRT, "Artery of Abdomen") (T-42000, SRT, "Aorta")	(G-C171, SRT, "Laterality")=(G-A103, SRT, "Unilateral") (121401, DCM, "Derivation")=(R-41D2D, SRT, "Calculated") (G-A1F8, SRT, "Topographical Modifier")=(G-A119, SRT, "Distal")
SYST VEL/DIAST VEL	(12144-2, LN, "Systolic to Diastolic Velocity Ratio")	(T-46002, SRT, "Artery of Abdomen") (T-42000, SRT, "Aorta")	(G-C171, SRT, "Laterality")=(G-A103, SRT, "Unilateral") (121401, DCM, "Derivation")=(R-41D2D, SRT, "Calculated") (G-A1F8, SRT, "Topographical Modifier")=(G-A119, SRT, "Distal")
DIAST VEL/SYST VEL	(MN-28, ESAOTE_P1, "Diastolic To Systolic Velocity Ratio")	(T-46002, SRT, "Artery of Abdomen") (T-42000, SRT, "Aorta")	(G-C171, SRT, "Laterality")=(G-A103, SRT, "Unilateral") (121401, DCM, "Derivation")=(R-41D2D, SRT, "Calculated") (G-A1F8, SRT, "Topographical Modifier")=(G-A119, SRT, "Distal")
POST PRANDIAL SMA			
PP SMA PEAK SYS VEL	(11726-7, LN, "Peak Systolic Velocity")	(T-46002, SRT, "Artery of Abdomen") (T-46510, SRT, "Superior Mesenteric Artery")	(G-C171, SRT, "Laterality")=(G-A103, SRT, "Unilateral") (121401, DCM, "Derivation")=(R-00355, SRT, "Point source measurement") (R-41FFC, SRT, "Temporal period related to eating")=(G-A491, SRT, "Post-prandial")
PP SMA ENDDIAST VEL	(11653-3, LN, "End Diastolic Velocity")	(T-46002, SRT, "Artery of Abdomen") (T-46510, SRT, "Superior Mesenteric Artery")	(G-C171, SRT, "Laterality")=(G-A103, SRT, "Unilateral") (121401, DCM, "Derivation")=(R-00355, SRT, "Point source measurement") (R-41FFC, SRT, "Temporal period related to eating")=(G-A491, SRT, "Post-prandial")
PP SMA FVI			
FVI	(20354-7, LN, "Velocity Time Integral")	(T-46002, SRT, "Artery of Abdomen") (T-46510, SRT, "Superior Mesenteric Artery")	(G-C171, SRT, "Laterality")=(G-A103, SRT, "Unilateral") (121401, DCM, "Derivation")=(R-41D2D, SRT, "Calculated") (R-41FFC, SRT, "Temporal period related to eating")=(G-A491, SRT, "Post-prandial")
PULSATILITY INDEX	(12008-9, LN, "Pulsatility Index")	(T-46002, SRT, "Artery of Abdomen") (T-46510, SRT, "Superior Mesenteric Artery")	(G-C171, SRT, "Laterality")=(G-A103, SRT, "Unilateral") (121401, DCM, "Derivation")=(R-41D2D, SRT, "Calculated") (R-41FFC, SRT, "Temporal period related to eating")=(G-A491, SRT, "Post-prandial")
RESISTIVE INDEX	(12023-8, LN, "Resistivity Index")	(T-46002, SRT, "Artery of Abdomen") (T-46510, SRT, "Superior Mesenteric Artery")	(G-C171, SRT, "Laterality")=(G-A103, SRT, "Unilateral") (121401, DCM, "Derivation")=(R-41D2D, SRT, "Calculated") (R-41FFC, SRT, "Temporal period related to eating")=(G-A491, SRT, "Post-prandial")

<i>ESAOTE MEASURE</i>	<i>BASE MEAS. CONCEPT NAME</i>	<i>SECTION</i>	<i>CONCEPT OR ACQUISITION CONTEXT MODIFIERS</i>
PEAK VELOCITY	(11726-7, LN, "Peak Systolic Velocity")	(T-46002, SRT, "Artery of Abdomen") (T-46510, SRT, "Superior Mesenteric Artery")	(G-C171, SRT, "Laterality")=(G-A103, SRT, "Unilateral") (121401, DCM, "Derivation")=(R-41D2D, SRT, "Calculated") (R-41FFC, SRT, "Temporal period related to eating")=(G-A491, SRT, "Post-prandial")
MEAN VELOCITY	(MN-25, ESAOTE_P1, "Time Averaged Velocity")	(T-46002, SRT, "Artery of Abdomen") (T-46510, SRT, "Superior Mesenteric Artery")	(G-C171, SRT, "Laterality")=(G-A103, SRT, "Unilateral") (121401, DCM, "Derivation")=(R-41D2D, SRT, "Calculated") (R-41FFC, SRT, "Temporal period related to eating")=(G-A491, SRT, "Post-prandial")
REVERSE VELOCITY	(MN-27, ESAOTE_P1, "Reverse Velocity")	(T-46002, SRT, "Artery of Abdomen") (T-46510, SRT, "Superior Mesenteric Artery")	(G-C171, SRT, "Laterality")=(G-A103, SRT, "Unilateral") (121401, DCM, "Derivation")=(R-41D2D, SRT, "Calculated") (R-41FFC, SRT, "Temporal period related to eating")=(G-A491, SRT, "Post-prandial")
DIASTOLIC VELOCITY	(11653-3, LN, "End Diastolic Velocity")	(T-46002, SRT, "Artery of Abdomen") (T-46510, SRT, "Superior Mesenteric Artery")	(G-C171, SRT, "Laterality")=(G-A103, SRT, "Unilateral") (121401, DCM, "Derivation")=(R-41D2D, SRT, "Calculated") (R-41FFC, SRT, "Temporal period related to eating")=(G-A491, SRT, "Post-prandial")
PEAK GRADIENT	(20247-3, LN, "Peak Gradient")	(T-46002, SRT, "Artery of Abdomen") (T-46510, SRT, "Superior Mesenteric Artery")	(G-C171, SRT, "Laterality")=(G-A103, SRT, "Unilateral") (121401, DCM, "Derivation")=(R-41D2D, SRT, "Calculated") (R-41FFC, SRT, "Temporal period related to eating")=(G-A491, SRT, "Post-prandial")
MEAN GRADIENT	(20256-4, LN, "Mean Gradient")	(T-46002, SRT, "Artery of Abdomen") (T-46510, SRT, "Superior Mesenteric Artery")	(G-C171, SRT, "Laterality")=(G-A103, SRT, "Unilateral") (121401, DCM, "Derivation")=(R-41D2D, SRT, "Calculated") (R-41FFC, SRT, "Temporal period related to eating")=(G-A491, SRT, "Post-prandial")
ACCELERATION	(MN-04, ESAOTE_P1, "Acceleration")	(T-46002, SRT, "Artery of Abdomen") (T-46510, SRT, "Superior Mesenteric Artery")	(G-C171, SRT, "Laterality")=(G-A103, SRT, "Unilateral") (121401, DCM, "Derivation")=(R-41D2D, SRT, "Calculated") (R-41FFC, SRT, "Temporal period related to eating")=(G-A491, SRT, "Post-prandial")
ACCELERATION TIME	(20168-1, LN, "Acceleration Time")	(T-46002, SRT, "Artery of Abdomen") (T-46510, SRT, "Superior Mesenteric Artery")	(G-C171, SRT, "Laterality")=(G-A103, SRT, "Unilateral") (121401, DCM, "Derivation")=(R-41D2D, SRT, "Calculated") (R-41FFC, SRT, "Temporal period related to eating")=(G-A491, SRT, "Post-prandial")
SYST VEL/DIAST VEL	(12144-2, LN, "Systolic to Diastolic Velocity Ratio")	(T-46002, SRT, "Artery of Abdomen") (T-46510, SRT, "Superior Mesenteric Artery")	(G-C171, SRT, "Laterality")=(G-A103, SRT, "Unilateral") (121401, DCM, "Derivation")=(R-41D2D, SRT, "Calculated") (R-41FFC, SRT, "Temporal period related to eating")=(G-A491, SRT, "Post-prandial")
DIAST VEL/SYST VEL	(MN-28, ESAOTE_P1, "Diastolic To Systolic Velocity Ratio")	(T-46002, SRT, "Artery of Abdomen") (T-46510, SRT, "Superior Mesenteric Artery")	(G-C171, SRT, "Laterality")=(G-A103, SRT, "Unilateral") (121401, DCM, "Derivation")=(R-41D2D, SRT, "Calculated") (R-41FFC, SRT, "Temporal period related to eating")=(G-A491, SRT, "Post-prandial")
POST PRANDIAL CELIAC			
PP CELIAC PS VEL	(11726-7, LN, "Peak Systolic Velocity")	(T-46002, SRT, "Artery of Abdomen") (T-46400, SRT, "Superior Mesenteric Artery")	(G-C171, SRT, "Laterality")=(G-A103, SRT, "Unilateral") (121401, DCM, "Derivation")=(R-00355, SRT, "Point source measurement") (R-41FFC, SRT, "Temporal period related to eating")=(G-A491, SRT, "Post-prandial")

ESAOTE MEASURE	BASE MEAS. CONCEPT NAME	SECTION	CONCEPT OR ACQUISITION CONTEXT MODIFIERS
		"Celiac Axis")	"Post-prandial")
PP CELIAC ED VEL	(11653-3, LN, "End Diastolic Velocity")	(T-46002, SRT, "Artery of Abdomen") (T-46400, SRT, "Celiac Axis")	(G-C171, SRT, "Laterality")=(G-A103, SRT, "Unilateral") (121401, DCM, "Derivation")=(R-00355, SRT, "Point source measurement") (R-41FFC, SRT, "Temporal period related to eating")=(G-A491, SRT, "Post-prandial")
PP CEL FVI			
FVI	(20354-7, LN, "Velocity Time Integral")	(T-46002, SRT, "Artery of Abdomen") (T-46400, SRT, "Celiac Axis")	(G-C171, SRT, "Laterality")=(G-A103, SRT, "Unilateral") (121401, DCM, "Derivation")=(R-41D2D, SRT, "Calculated") (R-41FFC, SRT, "Temporal period related to eating")=(G-A491, SRT, "Post-prandial")
PULSATILITY INDEX	(12008-9, LN, "Pulsatility Index")	(T-46002, SRT, "Artery of Abdomen") (T-46400, SRT, "Celiac Axis")	(G-C171, SRT, "Laterality")=(G-A103, SRT, "Unilateral") (121401, DCM, "Derivation")=(R-41D2D, SRT, "Calculated") (R-41FFC, SRT, "Temporal period related to eating")=(G-A491, SRT, "Post-prandial")
RESISTIVE INDEX	(12023-8, LN, "Resistivity Index")	(T-46002, SRT, "Artery of Abdomen") (T-46400, SRT, "Celiac Axis")	(G-C171, SRT, "Laterality")=(G-A103, SRT, "Unilateral") (121401, DCM, "Derivation")=(R-41D2D, SRT, "Calculated") (R-41FFC, SRT, "Temporal period related to eating")=(G-A491, SRT, "Post-prandial")
PEAK VELOCITY	(11726-7, LN, "Peak Systolic Velocity")	(T-46002, SRT, "Artery of Abdomen") (T-46400, SRT, "Celiac Axis")	(G-C171, SRT, "Laterality")=(G-A103, SRT, "Unilateral") (121401, DCM, "Derivation")=(R-41D2D, SRT, "Calculated") (R-41FFC, SRT, "Temporal period related to eating")=(G-A491, SRT, "Post-prandial")
MEAN VELOCITY	(MN-25, ESAOTE_P1, "Time Averaged Velocity")	(T-46002, SRT, "Artery of Abdomen") (T-46400, SRT, "Celiac Axis")	(G-C171, SRT, "Laterality")=(G-A103, SRT, "Unilateral") (121401, DCM, "Derivation")=(R-41D2D, SRT, "Calculated") (R-41FFC, SRT, "Temporal period related to eating")=(G-A491, SRT, "Post-prandial")
REVERSE VELOCITY	(MN-27, ESAOTE_P1, "Reverse Velocity")	(T-46002, SRT, "Artery of Abdomen") (T-46400, SRT, "Celiac Axis")	(G-C171, SRT, "Laterality")=(G-A103, SRT, "Unilateral") (121401, DCM, "Derivation")=(R-41D2D, SRT, "Calculated") (R-41FFC, SRT, "Temporal period related to eating")=(G-A491, SRT, "Post-prandial")
DIASTOLIC VELOCITY	(11653-3, LN, "End Diastolic Velocity")	(T-46002, SRT, "Artery of Abdomen") (T-46400, SRT, "Celiac Axis")	(G-C171, SRT, "Laterality")=(G-A103, SRT, "Unilateral") (121401, DCM, "Derivation")=(R-41D2D, SRT, "Calculated") (R-41FFC, SRT, "Temporal period related to eating")=(G-A491, SRT, "Post-prandial")
PEAK GRADIENT	(20247-3, LN, "Peak Gradient")	(T-46002, SRT, "Artery of Abdomen") (T-46400, SRT, "Celiac Axis")	(G-C171, SRT, "Laterality")=(G-A103, SRT, "Unilateral") (121401, DCM, "Derivation")=(R-41D2D, SRT, "Calculated") (R-41FFC, SRT, "Temporal period related to eating")=(G-A491, SRT, "Post-prandial")
MEAN GRADIENT	(20256-4, LN, "Mean Gradient")	(T-46002, SRT, "Artery of Abdomen") (T-46400, SRT, "Celiac Axis")	(G-C171, SRT, "Laterality")=(G-A103, SRT, "Unilateral") (121401, DCM, "Derivation")=(R-41D2D, SRT, "Calculated") (R-41FFC, SRT, "Temporal period related to eating")=(G-A491, SRT, "Post-prandial")
ACCELERATION	(MN-04, ESAOTE_P1, "Acceleration")	(T-46002, SRT, "Artery of Abdomen") (T-46400, SRT, "Celiac Axis")	(G-C171, SRT, "Laterality")=(G-A103, SRT, "Unilateral") (121401, DCM, "Derivation")=(R-41D2D, SRT, "Calculated") (R-41FFC, SRT, "Temporal period related to eating")=(G-A491, SRT, "Post-prandial")
ACCELERATION TIME	(20168-1, LN, "Acceleration Time")	(T-46002, SRT, "Artery of Abdomen") (T-46400, SRT, "Celiac Axis")	(G-C171, SRT, "Laterality")=(G-A103, SRT, "Unilateral") (121401, DCM, "Derivation")=(R-41D2D, SRT, "Calculated") (R-41FFC, SRT, "Temporal period related to eating")=(G-A491, SRT, "Post-prandial")

<i>ESAOTE MEASURE</i>	<i>BASE MEAS. CONCEPT NAME</i>	<i>SECTION</i>	<i>CONCEPT OR ACQUISITION CONTEXT MODIFIERS</i>
SYST VEL/DIAST VEL	(12144-2, LN, "Systolic to Diastolic Velocity Ratio")	(T-46002, SRT, "Artery of Abdomen") (T-46400, SRT, "Celiac Axis")	(G-C171, SRT, "Laterality")=(G-A103, SRT, "Unilateral") (121401, DCM, "Derivation")=(R-41D2D, SRT, "Calculated") (R-41FFC, SRT, "Temporal period related to eating")=(G-A491, SRT, "Post-prandial")
DIAST VEL/SYST VEL	(MN-28, ESAOTE_P1, "Diastolic To Systolic Velocity Ratio")	(T-46002, SRT, "Artery of Abdomen") (T-46400, SRT, "Celiac Axis")	(G-C171, SRT, "Laterality")=(G-A103, SRT, "Unilateral") (121401, DCM, "Derivation")=(R-41D2D, SRT, "Calculated") (R-41FFC, SRT, "Temporal period related to eating")=(G-A491, SRT, "Post-prandial")
SMA PROXIMAL			
SMA PROX PS VEL	(11726-7, LN, "Peak Systolic Velocity")	(T-46002, SRT, "Artery of Abdomen") (T-46510, SRT, "Superior Mesenteric Artery")	(G-C171, SRT, "Laterality")=(G-A103, SRT, "Unilateral") (121401, DCM, "Derivation")=(R-00355, SRT, "Point source measurement") (G-A1F8, SRT, "Topographical Modifier")=(G-A118, SRT, "Proximal")
SMA PROX ED VEL	(11653-3, LN, "End Diastolic Velocity")	(T-46002, SRT, "Artery of Abdomen") (T-46510, SRT, "Superior Mesenteric Artery")	(G-C171, SRT, "Laterality")=(G-A103, SRT, "Unilateral") (121401, DCM, "Derivation")=(R-00355, SRT, "Point source measurement") (G-A1F8, SRT, "Topographical Modifier")=(G-A118, SRT, "Proximal")
SMA PROX FVI			
FVI	(20354-7, LN, "Velocity Time Integral")	(T-46002, SRT, "Artery of Abdomen") (T-46510, SRT, "Superior Mesenteric Artery")	(G-C171, SRT, "Laterality")=(G-A103, SRT, "Unilateral") (121401, DCM, "Derivation")=(R-41D2D, SRT, "Calculated") (G-A1F8, SRT, "Topographical Modifier")=(G-A118, SRT, "Proximal")
PULSATILITY INDEX	(12008-9, LN, "Pulsatility Index")	(T-46002, SRT, "Artery of Abdomen") (T-46510, SRT, "Superior Mesenteric Artery")	(G-C171, SRT, "Laterality")=(G-A103, SRT, "Unilateral") (121401, DCM, "Derivation")=(R-41D2D, SRT, "Calculated") (G-A1F8, SRT, "Topographical Modifier")=(G-A118, SRT, "Proximal")
RESISTIVE INDEX	(12023-8, LN, "Resistivity Index")	(T-46002, SRT, "Artery of Abdomen") (T-46510, SRT, "Superior Mesenteric Artery")	(G-C171, SRT, "Laterality")=(G-A103, SRT, "Unilateral") (121401, DCM, "Derivation")=(R-41D2D, SRT, "Calculated") (G-A1F8, SRT, "Topographical Modifier")=(G-A118, SRT, "Proximal")
PEAK VELOCITY	(11726-7, LN, "Peak Systolic Velocity")	(T-46002, SRT, "Artery of Abdomen") (T-46510, SRT, "Superior Mesenteric Artery")	(G-C171, SRT, "Laterality")=(G-A103, SRT, "Unilateral") (121401, DCM, "Derivation")=(R-41D2D, SRT, "Calculated") (G-A1F8, SRT, "Topographical Modifier")=(G-A118, SRT, "Proximal")
MEAN VELOCITY	(MN-25, ESAOTE_P1, "Time Averaged Velocity")	(T-46002, SRT, "Artery of Abdomen") (T-46510, SRT, "Superior Mesenteric Artery")	(G-C171, SRT, "Laterality")=(G-A103, SRT, "Unilateral") (121401, DCM, "Derivation")=(R-41D2D, SRT, "Calculated") (G-A1F8, SRT, "Topographical Modifier")=(G-A118, SRT, "Proximal")
REVERSE VELOCITY	(MN-27, ESAOTE_P1, "Reverse Velocity")	(T-46002, SRT, "Artery of Abdomen") (T-46510, SRT, "Superior Mesenteric Artery")	(G-C171, SRT, "Laterality")=(G-A103, SRT, "Unilateral") (121401, DCM, "Derivation")=(R-41D2D, SRT, "Calculated") (G-A1F8, SRT, "Topographical Modifier")=(G-A118, SRT, "Proximal")
DIASTOLIC VELOCITY	(11653-3, LN, "End Diastolic Velocity")	(T-46002, SRT, "Artery of Abdomen") (T-46510, SRT,	(G-C171, SRT, "Laterality")=(G-A103, SRT, "Unilateral") (121401, DCM, "Derivation")=(R-41D2D, SRT, "Calculated") (G-A1F8, SRT, "Topographical Modifier")=(G-A118, SRT, "Proximal")

ESAOTE MEASURE	BASE MEAS. CONCEPT NAME	SECTION	CONCEPT OR ACQUISITION CONTEXT MODIFIERS
		"Superior Mesenteric Artery")	
PEAK GRADIENT	(20247-3, LN, "Peak Gradient")	(T-46002, SRT, "Artery of Abdomen") (T-46510, SRT, "Superior Mesenteric Artery")	(G-C171, SRT, "Laterality")=(G-A103, SRT, "Unilateral") (121401, DCM, "Derivation")=(R-41D2D, SRT, "Calculated") (G-A1F8, SRT, "Topographical Modifier")=(G-A118, SRT, "Proximal")
MEAN GRADIENT	(20256-4, LN, "Mean Gradient")	(T-46002, SRT, "Artery of Abdomen") (T-46510, SRT, "Superior Mesenteric Artery")	(G-C171, SRT, "Laterality")=(G-A103, SRT, "Unilateral") (121401, DCM, "Derivation")=(R-41D2D, SRT, "Calculated") (G-A1F8, SRT, "Topographical Modifier")=(G-A118, SRT, "Proximal")
ACCELERATION	(MN-04, ESAOTE_P1, "Acceleration")	(T-46002, SRT, "Artery of Abdomen") (T-46510, SRT, "Superior Mesenteric Artery")	(G-C171, SRT, "Laterality")=(G-A103, SRT, "Unilateral") (121401, DCM, "Derivation")=(R-41D2D, SRT, "Calculated") (G-A1F8, SRT, "Topographical Modifier")=(G-A118, SRT, "Proximal")
ACCELERATION TIME	(20168-1, LN, "Acceleration Time")	(T-46002, SRT, "Artery of Abdomen") (T-46510, SRT, "Superior Mesenteric Artery")	(G-C171, SRT, "Laterality")=(G-A103, SRT, "Unilateral") (121401, DCM, "Derivation")=(R-41D2D, SRT, "Calculated") (G-A1F8, SRT, "Topographical Modifier")=(G-A118, SRT, "Proximal")
SYST VEL/DIAST VEL	(12144-2, LN, "Systolic to Diastolic Velocity Ratio")	(T-46002, SRT, "Artery of Abdomen") (T-46510, SRT, "Superior Mesenteric Artery")	(G-C171, SRT, "Laterality")=(G-A103, SRT, "Unilateral") (121401, DCM, "Derivation")=(R-41D2D, SRT, "Calculated") (G-A1F8, SRT, "Topographical Modifier")=(G-A118, SRT, "Proximal")
DIAST VEL/SYST VEL	(MN-28, ESAOTE_P1, "Diastolic To Systolic Velocity Ratio")	(T-46002, SRT, "Artery of Abdomen") (T-46510, SRT, "Superior Mesenteric Artery")	(G-C171, SRT, "Laterality")=(G-A103, SRT, "Unilateral") (121401, DCM, "Derivation")=(R-41D2D, SRT, "Calculated") (G-A1F8, SRT, "Topographical Modifier")=(G-A118, SRT, "Proximal")
SMA MID			
SMA MID PS VEL	(11726-7, LN, "Peak Systolic Velocity")	(T-46002, SRT, "Artery of Abdomen") (T-46510, SRT, "Superior Mesenteric Artery")	(G-C171, SRT, "Laterality")=(G-A103, SRT, "Unilateral") (121401, DCM, "Derivation")=(R-00355, SRT, "Point source measurement") (G-A1F8, SRT, "Topographical Modifier")=(G-A188, SRT, "Mid-longitudinal")
SMA MID ED VEL	(11653-3, LN, "End Diastolic Velocity")	(T-46002, SRT, "Artery of Abdomen") (T-46510, SRT, "Superior Mesenteric Artery")	(G-C171, SRT, "Laterality")=(G-A103, SRT, "Unilateral") (121401, DCM, "Derivation")=(R-00355, SRT, "Point source measurement") (G-A1F8, SRT, "Topographical Modifier")=(G-A188, SRT, "Mid-longitudinal")
SMA MID FVI			
FVI	(20354-7, LN, "Velocity Time Integral")	(T-46002, SRT, "Artery of Abdomen") (T-46510, SRT, "Superior Mesenteric Artery")	(G-C171, SRT, "Laterality")=(G-A103, SRT, "Unilateral") (121401, DCM, "Derivation")=(R-41D2D, SRT, "Calculated") (G-A1F8, SRT, "Topographical Modifier")=(G-A188, SRT, "Mid-longitudinal")
PULSATILITY INDEX	(12008-9, LN, "Pulsatility Index")	(T-46002, SRT, "Artery of Abdomen") (T-46510, SRT, "Superior Mesenteric Artery")	(G-C171, SRT, "Laterality")=(G-A103, SRT, "Unilateral") (121401, DCM, "Derivation")=(R-41D2D, SRT, "Calculated") (G-A1F8, SRT, "Topographical Modifier")=(G-A188, SRT, "Mid-longitudinal")

<i>ESAOTE MEASURE</i>	<i>BASE MEAS. CONCEPT NAME</i>	<i>SECTION</i>	<i>CONCEPT OR ACQUISITION CONTEXT MODIFIERS</i>
RESISTIVE INDEX	(12023-8, LN, "Resistivity Index")	(T-46002, SRT, "Artery of Abdomen") (T-46510, SRT, "Superior Mesenteric Artery")	(G-C171, SRT, "Laterality")=(G-A103, SRT, "Unilateral") (121401, DCM, "Derivation")=(R-41D2D, SRT, "Calculated") (G-A1F8, SRT, "Topographical Modifier")=(G-A188, SRT, "Mid-longitudinal")
PEAK VELOCITY	(11726-7, LN, "Peak Systolic Velocity")	(T-46002, SRT, "Artery of Abdomen") (T-46510, SRT, "Superior Mesenteric Artery")	(G-C171, SRT, "Laterality")=(G-A103, SRT, "Unilateral") (121401, DCM, "Derivation")=(R-41D2D, SRT, "Calculated") (G-A1F8, SRT, "Topographical Modifier")=(G-A188, SRT, "Mid-longitudinal")
MEAN VELOCITY	(MN-25, ESAOTE_P1, "Time Averaged Velocity")	(T-46002, SRT, "Artery of Abdomen") (T-46510, SRT, "Superior Mesenteric Artery")	(G-C171, SRT, "Laterality")=(G-A103, SRT, "Unilateral") (121401, DCM, "Derivation")=(R-41D2D, SRT, "Calculated") (G-A1F8, SRT, "Topographical Modifier")=(G-A188, SRT, "Mid-longitudinal")
REVERSE VELOCITY	(MN-27, ESAOTE_P1, "Reverse Velocity")	(T-46002, SRT, "Artery of Abdomen") (T-46510, SRT, "Superior Mesenteric Artery")	(G-C171, SRT, "Laterality")=(G-A103, SRT, "Unilateral") (121401, DCM, "Derivation")=(R-41D2D, SRT, "Calculated") (G-A1F8, SRT, "Topographical Modifier")=(G-A188, SRT, "Mid-longitudinal")
DIASTOLIC VELOCITY	(11653-3, LN, "End Diastolic Velocity")	(T-46002, SRT, "Artery of Abdomen") (T-46510, SRT, "Superior Mesenteric Artery")	(G-C171, SRT, "Laterality")=(G-A103, SRT, "Unilateral") (121401, DCM, "Derivation")=(R-41D2D, SRT, "Calculated") (G-A1F8, SRT, "Topographical Modifier")=(G-A188, SRT, "Mid-longitudinal")
PEAK GRADIENT	(20247-3, LN, "Peak Gradient")	(T-46002, SRT, "Artery of Abdomen") (T-46510, SRT, "Superior Mesenteric Artery")	(G-C171, SRT, "Laterality")=(G-A103, SRT, "Unilateral") (121401, DCM, "Derivation")=(R-41D2D, SRT, "Calculated") (G-A1F8, SRT, "Topographical Modifier")=(G-A188, SRT, "Mid-longitudinal")
MEAN GRADIENT	(20256-4, LN, "Mean Gradient")	(T-46002, SRT, "Artery of Abdomen") (T-46510, SRT, "Superior Mesenteric Artery")	(G-C171, SRT, "Laterality")=(G-A103, SRT, "Unilateral") (121401, DCM, "Derivation")=(R-41D2D, SRT, "Calculated") (G-A1F8, SRT, "Topographical Modifier")=(G-A188, SRT, "Mid-longitudinal")
ACCELERATION	(MN-04, ESAOTE_P1, "Acceleration")	(T-46002, SRT, "Artery of Abdomen") (T-46510, SRT, "Superior Mesenteric Artery")	(G-C171, SRT, "Laterality")=(G-A103, SRT, "Unilateral") (121401, DCM, "Derivation")=(R-41D2D, SRT, "Calculated") (G-A1F8, SRT, "Topographical Modifier")=(G-A188, SRT, "Mid-longitudinal")
ACCELERATION TIME	(20168-1, LN, "Acceleration Time")	(T-46002, SRT, "Artery of Abdomen") (T-46510, SRT, "Superior Mesenteric Artery")	(G-C171, SRT, "Laterality")=(G-A103, SRT, "Unilateral") (121401, DCM, "Derivation")=(R-41D2D, SRT, "Calculated") (G-A1F8, SRT, "Topographical Modifier")=(G-A188, SRT, "Mid-longitudinal")
SYST VEL/DIAST VEL	(12144-2, LN, "Systolic to Diastolic Velocity Ratio")	(T-46002, SRT, "Artery of Abdomen") (T-46510, SRT, "Superior Mesenteric Artery")	(G-C171, SRT, "Laterality")=(G-A103, SRT, "Unilateral") (121401, DCM, "Derivation")=(R-41D2D, SRT, "Calculated") (G-A1F8, SRT, "Topographical Modifier")=(G-A188, SRT, "Mid-longitudinal")
DIAST VEL/SYST VEL	(MN-28, ESAOTE_P1, "Diastolic To Systolic Velocity Ratio")	(T-46002, SRT, "Artery of Abdomen") (T-46510, SRT, "Superior Mesenteric Artery")	(G-C171, SRT, "Laterality")=(G-A103, SRT, "Unilateral") (121401, DCM, "Derivation")=(R-41D2D, SRT, "Calculated") (G-A1F8, SRT, "Topographical Modifier")=(G-A188, SRT, "Mid-longitudinal")

ESAOTE MEASURE	BASE MEAS. CONCEPT NAME	SECTION	CONCEPT OR ACQUISITION CONTEXT MODIFIERS
SMA DISTAL			
SMA DIS PS VEL	(11726-7, LN, "Peak Systolic Velocity")	(T-46002, SRT, "Artery of Abdomen") (T-46510, SRT, "Superior Mesenteric Artery")	(G-C171, SRT, "Laterality")=(G-A103, SRT, "Unilateral") (121401, DCM, "Derivation")=(R-00355, SRT, "Point source measurement") (G-A1F8, SRT, "Topographical Modifier")=(G-A119, SRT, "Distal")
SMA DIS ED VEL	(11653-3, LN, "End Diastolic Velocity")	(T-46002, SRT, "Artery of Abdomen") (T-46510, SRT, "Superior Mesenteric Artery")	(G-C171, SRT, "Laterality")=(G-A103, SRT, "Unilateral") (121401, DCM, "Derivation")=(R-00355, SRT, "Point source measurement") (G-A1F8, SRT, "Topographical Modifier")=(G-A119, SRT, "Distal")
SMA DIS FVI			
FVI	(20354-7, LN, "Velocity Time Integral")	(T-46002, SRT, "Artery of Abdomen") (T-46510, SRT, "Superior Mesenteric Artery")	(G-C171, SRT, "Laterality")=(G-A103, SRT, "Unilateral") (121401, DCM, "Derivation")=(R-41D2D, SRT, "Calculated") (G-A1F8, SRT, "Topographical Modifier")=(G-A119, SRT, "Distal")
PULSATILITY INDEX	(12008-9, LN, "Pulsatility Index")	(T-46002, SRT, "Artery of Abdomen") (T-46510, SRT, "Superior Mesenteric Artery")	(G-C171, SRT, "Laterality")=(G-A103, SRT, "Unilateral") (121401, DCM, "Derivation")=(R-41D2D, SRT, "Calculated") (G-A1F8, SRT, "Topographical Modifier")=(G-A119, SRT, "Distal")
RESISTIVE INDEX	(12023-8, LN, "Resistivity Index")	(T-46002, SRT, "Artery of Abdomen") (T-46510, SRT, "Superior Mesenteric Artery")	(G-C171, SRT, "Laterality")=(G-A103, SRT, "Unilateral") (121401, DCM, "Derivation")=(R-41D2D, SRT, "Calculated") (G-A1F8, SRT, "Topographical Modifier")=(G-A119, SRT, "Distal")
PEAK VELOCITY	(11726-7, LN, "Peak Systolic Velocity")	(T-46002, SRT, "Artery of Abdomen") (T-46510, SRT, "Superior Mesenteric Artery")	(G-C171, SRT, "Laterality")=(G-A103, SRT, "Unilateral") (121401, DCM, "Derivation")=(R-41D2D, SRT, "Calculated") (G-A1F8, SRT, "Topographical Modifier")=(G-A119, SRT, "Distal")
MEAN VELOCITY	(MN-25, ESAOTE_P1, "Time Averaged Velocity")	(T-46002, SRT, "Artery of Abdomen") (T-46510, SRT, "Superior Mesenteric Artery")	(G-C171, SRT, "Laterality")=(G-A103, SRT, "Unilateral") (121401, DCM, "Derivation")=(R-41D2D, SRT, "Calculated") (G-A1F8, SRT, "Topographical Modifier")=(G-A119, SRT, "Distal")
REVERSE VELOCITY	(MN-27, ESAOTE_P1, "Reverse Velocity")	(T-46002, SRT, "Artery of Abdomen") (T-46510, SRT, "Superior Mesenteric Artery")	(G-C171, SRT, "Laterality")=(G-A103, SRT, "Unilateral") (121401, DCM, "Derivation")=(R-41D2D, SRT, "Calculated") (G-A1F8, SRT, "Topographical Modifier")=(G-A119, SRT, "Distal")
DIASTOLIC VELOCITY	(11653-3, LN, "End Diastolic Velocity")	(T-46002, SRT, "Artery of Abdomen") (T-46510, SRT, "Superior Mesenteric Artery")	(G-C171, SRT, "Laterality")=(G-A103, SRT, "Unilateral") (121401, DCM, "Derivation")=(R-41D2D, SRT, "Calculated") (G-A1F8, SRT, "Topographical Modifier")=(G-A119, SRT, "Distal")
PEAK GRADIENT	(20247-3, LN, "Peak Gradient")	(T-46002, SRT, "Artery of Abdomen") (T-46510, SRT, "Superior Mesenteric Artery")	(G-C171, SRT, "Laterality")=(G-A103, SRT, "Unilateral") (121401, DCM, "Derivation")=(R-41D2D, SRT, "Calculated") (G-A1F8, SRT, "Topographical Modifier")=(G-A119, SRT, "Distal")
MEAN GRADIENT	(20256-4, LN, "Mean Gradient")	(T-46002, SRT, "Artery of	(G-C171, SRT, "Laterality")=(G-A103, SRT, "Unilateral") (121401, DCM, "Derivation")=(R-41D2D, SRT, "Calculated")

ESAOTE MEASURE	BASE MEAS. CONCEPT NAME	SECTION	CONCEPT OR ACQUISITION CONTEXT MODIFIERS
		Abdomen") (T-46510,SRT, "Superior Mesenteric Artery")	(G-A1F8, SRT, "Topographical Modifier")=(G-A119,SRT, "Distal")
ACCELERATION	(MN-04,ESAOTE_P1, "Acceleration")	(T-46002,SRT, "Artery of Abdomen") (T-46510,SRT, "Superior Mesenteric Artery")	(G-C171, SRT, "Laterality")=(G-A103,SRT, "Unilateral") (121401, DCM, "Derivation")=(R-41D2D,SRT, "Calculated") (G-A1F8, SRT, "Topographical Modifier")=(G-A119,SRT, "Distal")
ACCELERATION TIME	(20168-1,LN, "Acceleration Time")	(T-46002,SRT, "Artery of Abdomen") (T-46510,SRT, "Superior Mesenteric Artery")	(G-C171, SRT, "Laterality")=(G-A103,SRT, "Unilateral") (121401, DCM, "Derivation")=(R-41D2D,SRT, "Calculated") (G-A1F8, SRT, "Topographical Modifier")=(G-A119,SRT, "Distal")
SYST VEL/DIAST VEL	(12144-2,LN, "Systolic to Diastolic Velocity Ratio")	(T-46002,SRT, "Artery of Abdomen") (T-46510,SRT, "Superior Mesenteric Artery")	(G-C171, SRT, "Laterality")=(G-A103,SRT, "Unilateral") (121401, DCM, "Derivation")=(R-41D2D,SRT, "Calculated") (G-A1F8, SRT, "Topographical Modifier")=(G-A119,SRT, "Distal")
DIAST VEL/SYST VEL	(MN-28,ESAOTE_P1, "Diastolic To Systolic Velocity Ratio")	(T-46002,SRT, "Artery of Abdomen") (T-46510,SRT, "Superior Mesenteric Artery")	(G-C171, SRT, "Laterality")=(G-A103,SRT, "Unilateral") (121401, DCM, "Derivation")=(R-41D2D,SRT, "Calculated") (G-A1F8, SRT, "Topographical Modifier")=(G-A119,SRT, "Distal")
CELIAC TRIPOD			
CELIAC TRIPOD PSV	(11726-7,LN, "Peak Systolic Velocity")	(T-46002,SRT, "Artery of Abdomen") (T-46400,SRT, "Celiac Axis")	(G-C171, SRT, "Laterality")=(G-A103,SRT, "Unilateral") (121401, DCM, "Derivation")=(R-00355,SRT, "Point source measurement")
CELIAC TRIPOD EDV	(11653-3,LN, "End Diastolic Velocity")	(T-46002,SRT, "Artery of Abdomen") (T-46400,SRT, "Celiac Axis")	(G-C171, SRT, "Laterality")=(G-A103,SRT, "Unilateral") (121401, DCM, "Derivation")=(R-00355,SRT, "Point source measurement")
CELIAC TRIPOD FVI			
FVI	(20354-7,LN, "Velocity Time Integral")	(T-46002,SRT, "Artery of Abdomen") (T-46400,SRT, "Celiac Axis")	(G-C171, SRT, "Laterality")=(G-A103,SRT, "Unilateral") (121401, DCM, "Derivation")=(R-41D2D,SRT, "Calculated")
PULSATILITY INDEX	(12008-9,LN, "Pulsatility Index")	(T-46002,SRT, "Artery of Abdomen") (T-46400,SRT, "Celiac Axis")	(G-C171, SRT, "Laterality")=(G-A103,SRT, "Unilateral") (121401, DCM, "Derivation")=(R-41D2D,SRT, "Calculated")
RESISTIVE INDEX	(12023-8,LN, "Resistivity Index")	(T-46002,SRT, "Artery of Abdomen") (T-46400,SRT, "Celiac Axis")	(G-C171, SRT, "Laterality")=(G-A103,SRT, "Unilateral") (121401, DCM, "Derivation")=(R-41D2D,SRT, "Calculated")
PEAK VELOCITY	(11726-7,LN, "Peak Systolic Velocity")	(T-46002,SRT, "Artery of Abdomen") (T-46400,SRT, "Celiac Axis")	(G-C171, SRT, "Laterality")=(G-A103,SRT, "Unilateral") (121401, DCM, "Derivation")=(R-41D2D,SRT, "Calculated")
MEAN VELOCITY	(MN-25,ESAOTE_P1, "Time Averaged")	(T-46002,SRT, "Artery of Abdomen")	(G-C171, SRT, "Laterality")=(G-A103,SRT, "Unilateral") (121401, DCM, "Derivation")=(R-41D2D,SRT, "Calculated")

<i>ESAOTE MEASURE</i>	<i>BASE MEAS. CONCEPT NAME</i>	<i>SECTION</i>	<i>CONCEPT OR ACQUISITION CONTEXT MODIFIERS</i>
	Velocity")	(T-46400,SRT, "Celiac Axis")	
REVERSE VELOCITY	(MN-27,ESAOTE_P1, "Reverse Velocity")	(T-46002,SRT, "Artery of Abdomen") (T-46400,SRT, "Celiac Axis")	(G-C171, SRT, "Laterality")=(G-A103,SRT, "Unilateral") (121401, DCM, "Derivation")=(R-41D2D,SRT, "Calculated")
DIASTOLIC VELOCITY	(11653-3,LN, "End Diastolic Velocity")	(T-46002,SRT, "Artery of Abdomen") (T-46400,SRT, "Celiac Axis")	(G-C171, SRT, "Laterality")=(G-A103,SRT, "Unilateral") (121401, DCM, "Derivation")=(R-41D2D,SRT, "Calculated")
PEAK GRADIENT	(20247-3,LN, "Peak Gradient")	(T-46002,SRT, "Artery of Abdomen") (T-46400,SRT, "Celiac Axis")	(G-C171, SRT, "Laterality")=(G-A103,SRT, "Unilateral") (121401, DCM, "Derivation")=(R-41D2D,SRT, "Calculated")
MEAN GRADIENT	(20256-4,LN, "Mean Gradient")	(T-46002,SRT, "Artery of Abdomen") (T-46400,SRT, "Celiac Axis")	(G-C171, SRT, "Laterality")=(G-A103,SRT, "Unilateral") (121401, DCM, "Derivation")=(R-41D2D,SRT, "Calculated")
ACCELERATION	(MN-04,ESAOTE_P1, "Acceleration")	(T-46002,SRT, "Artery of Abdomen") (T-46400,SRT, "Celiac Axis")	(G-C171, SRT, "Laterality")=(G-A103,SRT, "Unilateral") (121401, DCM, "Derivation")=(R-41D2D,SRT, "Calculated")
ACCELERATION TIME	(20168-1,LN, "Acceleration Time")	(T-46002,SRT, "Artery of Abdomen") (T-46400,SRT, "Celiac Axis")	(G-C171, SRT, "Laterality")=(G-A103,SRT, "Unilateral") (121401, DCM, "Derivation")=(R-41D2D,SRT, "Calculated")
SYST VEL/DIAST VEL	(12144-2,LN, "Systolic to Diastolic Velocity Ratio")	(T-46002,SRT, "Artery of Abdomen") (T-46400,SRT, "Celiac Axis")	(G-C171, SRT, "Laterality")=(G-A103,SRT, "Unilateral") (121401, DCM, "Derivation")=(R-41D2D,SRT, "Calculated")
DIAST VEL/SYST VEL	(MN-28,ESAOTE_P1, "Diastolic To Systolic Velocity Ratio")	(T-46002,SRT, "Artery of Abdomen") (T-46400,SRT, "Celiac Axis")	(G-C171, SRT, "Laterality")=(G-A103,SRT, "Unilateral") (121401, DCM, "Derivation")=(R-41D2D,SRT, "Calculated")
INF MESENTERIC ART			
IMA PEAK SYS VEL	(11726-7,LN, "Peak Systolic Velocity")	(T-46002,SRT, "Artery of Abdomen") (T-46520,SRT, "Inferior Mesenteric Artery")	(G-C171, SRT, "Laterality")=(G-A103,SRT, "Unilateral") (121401, DCM, "Derivation")=(R-00355,SRT, "Point source measurement")
IMA ENDDIAST VEL	(11653-3,LN, "End Diastolic Velocity")	(T-46002,SRT, "Artery of Abdomen") (T-46520,SRT, "Inferior Mesenteric Artery")	(G-C171, SRT, "Laterality")=(G-A103,SRT, "Unilateral") (121401, DCM, "Derivation")=(R-00355,SRT, "Point source measurement")
IMA FVI			
FVI	(20354-7,LN, "Velocity Time Integral")	(T-46002,SRT, "Artery of Abdomen") (T-46520,SRT, "Inferior Mesenteric Artery")	(G-C171, SRT, "Laterality")=(G-A103,SRT, "Unilateral") (121401, DCM, "Derivation")=(R-41D2D,SRT, "Calculated")

<i>ESAOTE MEASURE</i>	<i>BASE MEAS. CONCEPT NAME</i>	<i>SECTION</i>	<i>CONCEPT OR ACQUISITION CONTEXT MODIFIERS</i>
PULSATILITY INDEX	(12008-9, LN, "Pulsatility Index")	(T-46002, SRT, "Artery of Abdomen") (T-46520, SRT, "Inferior Mesenteric Artery")	(G-C171, SRT, "Laterality")=(G-A103, SRT, "Unilateral") (121401, DCM, "Derivation")=(R-41D2D, SRT, "Calculated")
RESISTIVE INDEX	(12023-8, LN, "Resistivity Index")	(T-46002, SRT, "Artery of Abdomen") (T-46520, SRT, "Inferior Mesenteric Artery")	(G-C171, SRT, "Laterality")=(G-A103, SRT, "Unilateral") (121401, DCM, "Derivation")=(R-41D2D, SRT, "Calculated")
PEAK VELOCITY	(11726-7, LN, "Peak Systolic Velocity")	(T-46002, SRT, "Artery of Abdomen") (T-46520, SRT, "Inferior Mesenteric Artery")	(G-C171, SRT, "Laterality")=(G-A103, SRT, "Unilateral") (121401, DCM, "Derivation")=(R-41D2D, SRT, "Calculated")
MEAN VELOCITY	(MN-25, ESAOTE_P1, "Time Averaged Velocity")	(T-46002, SRT, "Artery of Abdomen") (T-46520, SRT, "Inferior Mesenteric Artery")	(G-C171, SRT, "Laterality")=(G-A103, SRT, "Unilateral") (121401, DCM, "Derivation")=(R-41D2D, SRT, "Calculated")
REVERSE VELOCITY	(MN-27, ESAOTE_P1, "Reverse Velocity")	(T-46002, SRT, "Artery of Abdomen") (T-46520, SRT, "Inferior Mesenteric Artery")	(G-C171, SRT, "Laterality")=(G-A103, SRT, "Unilateral") (121401, DCM, "Derivation")=(R-41D2D, SRT, "Calculated")
DIASTOLIC VELOCITY	(11653-3, LN, "End Diastolic Velocity")	(T-46002, SRT, "Artery of Abdomen") (T-46520, SRT, "Inferior Mesenteric Artery")	(G-C171, SRT, "Laterality")=(G-A103, SRT, "Unilateral") (121401, DCM, "Derivation")=(R-41D2D, SRT, "Calculated")
PEAK GRADIENT	(20247-3, LN, "Peak Gradient")	(T-46002, SRT, "Artery of Abdomen") (T-46520, SRT, "Inferior Mesenteric Artery")	(G-C171, SRT, "Laterality")=(G-A103, SRT, "Unilateral") (121401, DCM, "Derivation")=(R-41D2D, SRT, "Calculated")
MEAN GRADIENT	(20256-4, LN, "Mean Gradient")	(T-46002, SRT, "Artery of Abdomen") (T-46520, SRT, "Inferior Mesenteric Artery")	(G-C171, SRT, "Laterality")=(G-A103, SRT, "Unilateral") (121401, DCM, "Derivation")=(R-41D2D, SRT, "Calculated")
ACCELERATION	(MN-04, ESAOTE_P1, "Acceleration")	(T-46002, SRT, "Artery of Abdomen") (T-46520, SRT, "Inferior Mesenteric Artery")	(G-C171, SRT, "Laterality")=(G-A103, SRT, "Unilateral") (121401, DCM, "Derivation")=(R-41D2D, SRT, "Calculated")
ACCELERATION TIME	(20168-1, LN, "Acceleration Time")	(T-46002, SRT, "Artery of Abdomen") (T-46520, SRT, "Inferior Mesenteric Artery")	(G-C171, SRT, "Laterality")=(G-A103, SRT, "Unilateral") (121401, DCM, "Derivation")=(R-41D2D, SRT, "Calculated")
SYST VEL/DIAST VEL	(12144-2, LN, "Systolic to Diastolic Velocity Ratio")	(T-46002, SRT, "Artery of Abdomen") (T-46520, SRT, "Inferior Mesenteric Artery")	(G-C171, SRT, "Laterality")=(G-A103, SRT, "Unilateral") (121401, DCM, "Derivation")=(R-41D2D, SRT, "Calculated")

ESAOTE MEASURE	BASE MEAS. CONCEPT NAME	SECTION	CONCEPT OR ACQUISITION CONTEXT MODIFIERS
DIAST VEL/SYST VEL	(MN-28,ESAOTE_P1, "Diastolic To Systolic Velocity Ratio")	(T-46002,SRT, "Artery of Abdomen") (T-46520,SRT, "Inferior Mesenteric Artery")	(G-C171, SRT, "Laterality")=(G-A103,SRT, "Unilateral") (121401, DCM, "Derivation")=(R-41D2D,SRT, "Calculated")
SA PROX			
SA PROX PS VEL	(11726-7,LN, "Peak Systolic Velocity")	(T-46002,SRT, "Artery of Abdomen") (T-46460,SRT, "Splenic artery")	(G-C171, SRT, "Laterality")=(G-A103,SRT, "Unilateral") (121401, DCM, "Derivation")=(R-00355,SRT, "Point source measurement") (G-A1F8, SRT, "Topographical Modifier")=(G-A118,SRT, "Proximal")
SA PROX ED VEL	(11653-3,LN, "End Diastolic Velocity")	(T-46002,SRT, "Artery of Abdomen") (T-46460,SRT, "Splenic artery")	(G-C171, SRT, "Laterality")=(G-A103,SRT, "Unilateral") (121401, DCM, "Derivation")=(R-00355,SRT, "Point source measurement") (G-A1F8, SRT, "Topographical Modifier")=(G-A118,SRT, "Proximal")
SA PROX FVI			
FVI	(20354-7,LN, "Velocity Time Integral")	(T-46002,SRT, "Artery of Abdomen") (T-46460,SRT, "Splenic artery")	(G-C171, SRT, "Laterality")=(G-A103,SRT, "Unilateral") (121401, DCM, "Derivation")=(R-41D2D,SRT, "Calculated") (G-A1F8, SRT, "Topographical Modifier")=(G-A118,SRT, "Proximal")
PULSATILITY INDEX	(12008-9,LN, "Pulsatility Index")	(T-46002,SRT, "Artery of Abdomen") (T-46460,SRT, "Splenic artery")	(G-C171, SRT, "Laterality")=(G-A103,SRT, "Unilateral") (121401, DCM, "Derivation")=(R-41D2D,SRT, "Calculated") (G-A1F8, SRT, "Topographical Modifier")=(G-A118,SRT, "Proximal")
RESISTIVE INDEX	(12023-8,LN, "Resistivity Index")	(T-46002,SRT, "Artery of Abdomen") (T-46460,SRT, "Splenic artery")	(G-C171, SRT, "Laterality")=(G-A103,SRT, "Unilateral") (121401, DCM, "Derivation")=(R-41D2D,SRT, "Calculated") (G-A1F8, SRT, "Topographical Modifier")=(G-A118,SRT, "Proximal")
PEAK VELOCITY	(11726-7,LN, "Peak Systolic Velocity")	(T-46002,SRT, "Artery of Abdomen") (T-46460,SRT, "Splenic artery")	(G-C171, SRT, "Laterality")=(G-A103,SRT, "Unilateral") (121401, DCM, "Derivation")=(R-41D2D,SRT, "Calculated") (G-A1F8, SRT, "Topographical Modifier")=(G-A118,SRT, "Proximal")
MEAN VELOCITY	(MN-25,ESAOTE_P1, "Time Averaged Velocity")	(T-46002,SRT, "Artery of Abdomen") (T-46460,SRT, "Splenic artery")	(G-C171, SRT, "Laterality")=(G-A103,SRT, "Unilateral") (121401, DCM, "Derivation")=(R-41D2D,SRT, "Calculated") (G-A1F8, SRT, "Topographical Modifier")=(G-A118,SRT, "Proximal")
REVERSE VELOCITY	(MN-27,ESAOTE_P1, "Reverse Velocity")	(T-46002,SRT, "Artery of Abdomen") (T-46460,SRT, "Splenic artery")	(G-C171, SRT, "Laterality")=(G-A103,SRT, "Unilateral") (121401, DCM, "Derivation")=(R-41D2D,SRT, "Calculated") (G-A1F8, SRT, "Topographical Modifier")=(G-A118,SRT, "Proximal")
DIASTOLIC VELOCITY	(11653-3,LN, "End Diastolic Velocity")	(T-46002,SRT, "Artery of Abdomen") (T-46460,SRT, "Splenic artery")	(G-C171, SRT, "Laterality")=(G-A103,SRT, "Unilateral") (121401, DCM, "Derivation")=(R-41D2D,SRT, "Calculated") (G-A1F8, SRT, "Topographical Modifier")=(G-A118,SRT, "Proximal")
PEAK GRADIENT	(20247-3,LN, "Peak Gradient")	(T-46002,SRT, "Artery of Abdomen") (T-46460,SRT, "Splenic artery")	(G-C171, SRT, "Laterality")=(G-A103,SRT, "Unilateral") (121401, DCM, "Derivation")=(R-41D2D,SRT, "Calculated") (G-A1F8, SRT, "Topographical Modifier")=(G-A118,SRT, "Proximal")
MEAN GRADIENT	(20256-4,LN, "Mean Gradient")	(T-46002,SRT, "Artery of Abdomen") (T-46460,SRT, "Splenic artery")	(G-C171, SRT, "Laterality")=(G-A103,SRT, "Unilateral") (121401, DCM, "Derivation")=(R-41D2D,SRT, "Calculated") (G-A1F8, SRT, "Topographical Modifier")=(G-A118,SRT, "Proximal")

<i>ESAOTE MEASURE</i>	<i>BASE MEAS. CONCEPT NAME</i>	<i>SECTION</i>	<i>CONCEPT OR ACQUISITION CONTEXT MODIFIERS</i>
ACCELERATION	(MN-04,ESAOTE_P1, "Acceleration")	(T-46002,SRT, "Artery of Abdomen") (T-46460,SRT, "Splenic artery")	(G-C171, SRT, "Laterality")=(G-A103,SRT, "Unilateral") (121401, DCM, "Derivation")=(R-41D2D,SRT, "Calculated") (G-A1F8, SRT, "Topographical Modifier")=(G-A118,SRT, "Proximal")
ACCELERATION TIME	(20168-1,LN, "Acceleration Time")	(T-46002,SRT, "Artery of Abdomen") (T-46460,SRT, "Splenic artery")	(G-C171, SRT, "Laterality")=(G-A103,SRT, "Unilateral") (121401, DCM, "Derivation")=(R-41D2D,SRT, "Calculated") (G-A1F8, SRT, "Topographical Modifier")=(G-A118,SRT, "Proximal")
SYST VEL/DIAST VEL	(12144-2,LN, "Systolic to Diastolic Velocity Ratio")	(T-46002,SRT, "Artery of Abdomen") (T-46460,SRT, "Splenic artery")	(G-C171, SRT, "Laterality")=(G-A103,SRT, "Unilateral") (121401, DCM, "Derivation")=(R-41D2D,SRT, "Calculated") (G-A1F8, SRT, "Topographical Modifier")=(G-A118,SRT, "Proximal")
DIAST VEL/SYST VEL	(MN-28,ESAOTE_P1, "Diastolic To Systolic Velocity Ratio")	(T-46002,SRT, "Artery of Abdomen") (T-46460,SRT, "Splenic artery")	(G-C171, SRT, "Laterality")=(G-A103,SRT, "Unilateral") (121401, DCM, "Derivation")=(R-41D2D,SRT, "Calculated") (G-A1F8, SRT, "Topographical Modifier")=(G-A118,SRT, "Proximal")
SA MID			
SA MID PS VEL	(11726-7,LN, "Peak Systolic Velocity")	(T-46002,SRT, "Artery of Abdomen") (T-46460,SRT, "Splenic artery")	(G-C171, SRT, "Laterality")=(G-A103,SRT, "Unilateral") (121401, DCM, "Derivation")=(R-00355,SRT, "Point source measurement") (G-A1F8, SRT, "Topographical Modifier")=(G-A188,SRT, "Mid-longitudinal")
SA MID ED VEL	(11653-3,LN, "End Diastolic Velocity")	(T-46002,SRT, "Artery of Abdomen") (T-46460,SRT, "Splenic artery")	(G-C171, SRT, "Laterality")=(G-A103,SRT, "Unilateral") (121401, DCM, "Derivation")=(R-00355,SRT, "Point source measurement") (G-A1F8, SRT, "Topographical Modifier")=(G-A188,SRT, "Mid-longitudinal")
SA MID FVI			
FVI	(20354-7,LN, "Velocity Time Integral")	(T-46002,SRT, "Artery of Abdomen") (T-46460,SRT, "Splenic artery")	(G-C171, SRT, "Laterality")=(G-A103,SRT, "Unilateral") (121401, DCM, "Derivation")=(R-41D2D,SRT, "Calculated") (G-A1F8, SRT, "Topographical Modifier")=(G-A188,SRT, "Mid-longitudinal")
PULSATILITY INDEX	(12008-9,LN, "Pulsatility Index")	(T-46002,SRT, "Artery of Abdomen") (T-46460,SRT, "Splenic artery")	(G-C171, SRT, "Laterality")=(G-A103,SRT, "Unilateral") (121401, DCM, "Derivation")=(R-41D2D,SRT, "Calculated") (G-A1F8, SRT, "Topographical Modifier")=(G-A188,SRT, "Mid-longitudinal")
RESISTIVE INDEX	(12023-8,LN, "Resistivity Index")	(T-46002,SRT, "Artery of Abdomen") (T-46460,SRT, "Splenic artery")	(G-C171, SRT, "Laterality")=(G-A103,SRT, "Unilateral") (121401, DCM, "Derivation")=(R-41D2D,SRT, "Calculated") (G-A1F8, SRT, "Topographical Modifier")=(G-A188,SRT, "Mid-longitudinal")
PEAK VELOCITY	(11726-7,LN, "Peak Systolic Velocity")	(T-46002,SRT, "Artery of Abdomen") (T-46460,SRT, "Splenic artery")	(G-C171, SRT, "Laterality")=(G-A103,SRT, "Unilateral") (121401, DCM, "Derivation")=(R-41D2D,SRT, "Calculated") (G-A1F8, SRT, "Topographical Modifier")=(G-A188,SRT, "Mid-longitudinal")
MEAN VELOCITY	(MN-25,ESAOTE_P1, "Time Averaged Velocity")	(T-46002,SRT, "Artery of Abdomen") (T-46460,SRT, "Splenic artery")	(G-C171, SRT, "Laterality")=(G-A103,SRT, "Unilateral") (121401, DCM, "Derivation")=(R-41D2D,SRT, "Calculated") (G-A1F8, SRT, "Topographical Modifier")=(G-A188,SRT, "Mid-longitudinal")
REVERSE VELOCITY	(MN-27,ESAOTE_P1, "Reverse Velocity")	(T-46002,SRT, "Artery of Abdomen") (T-46460,SRT, "Splenic artery")	(G-C171, SRT, "Laterality")=(G-A103,SRT, "Unilateral") (121401, DCM, "Derivation")=(R-41D2D,SRT, "Calculated") (G-A1F8, SRT, "Topographical Modifier")=(G-A188,SRT, "Mid-longitudinal")

<i>ESAOTE MEASURE</i>	<i>BASE MEAS. CONCEPT NAME</i>	<i>SECTION</i>	<i>CONCEPT OR ACQUISITION CONTEXT MODIFIERS</i>
DIASTOLIC VELOCITY	(11653-3, LN, "End Diastolic Velocity")	(T-46002, SRT, "Artery of Abdomen") (T-46460, SRT, "Splenic artery")	(G-C171, SRT, "Laterality")=(G-A103, SRT, "Unilateral") (121401, DCM, "Derivation")=(R-41D2D, SRT, "Calculated") (G-A1F8, SRT, "Topographical Modifier")=(G-A188, SRT, "Mid-longitudinal")
PEAK GRADIENT	(20247-3, LN, "Peak Gradient")	(T-46002, SRT, "Artery of Abdomen") (T-46460, SRT, "Splenic artery")	(G-C171, SRT, "Laterality")=(G-A103, SRT, "Unilateral") (121401, DCM, "Derivation")=(R-41D2D, SRT, "Calculated") (G-A1F8, SRT, "Topographical Modifier")=(G-A188, SRT, "Mid-longitudinal")
MEAN GRADIENT	(20256-4, LN, "Mean Gradient")	(T-46002, SRT, "Artery of Abdomen") (T-46460, SRT, "Splenic artery")	(G-C171, SRT, "Laterality")=(G-A103, SRT, "Unilateral") (121401, DCM, "Derivation")=(R-41D2D, SRT, "Calculated") (G-A1F8, SRT, "Topographical Modifier")=(G-A188, SRT, "Mid-longitudinal")
ACCELERATION	(MN-04, ESAOTE_P1, "Acceleration")	(T-46002, SRT, "Artery of Abdomen") (T-46460, SRT, "Splenic artery")	(G-C171, SRT, "Laterality")=(G-A103, SRT, "Unilateral") (121401, DCM, "Derivation")=(R-41D2D, SRT, "Calculated") (G-A1F8, SRT, "Topographical Modifier")=(G-A188, SRT, "Mid-longitudinal")
ACCELERATION TIME	(20168-1, LN, "Acceleration Time")	(T-46002, SRT, "Artery of Abdomen") (T-46460, SRT, "Splenic artery")	(G-C171, SRT, "Laterality")=(G-A103, SRT, "Unilateral") (121401, DCM, "Derivation")=(R-41D2D, SRT, "Calculated") (G-A1F8, SRT, "Topographical Modifier")=(G-A188, SRT, "Mid-longitudinal")
SYST VEL/DIAST VEL	(12144-2, LN, "Systolic to Diastolic Velocity Ratio")	(T-46002, SRT, "Artery of Abdomen") (T-46460, SRT, "Splenic artery")	(G-C171, SRT, "Laterality")=(G-A103, SRT, "Unilateral") (121401, DCM, "Derivation")=(R-41D2D, SRT, "Calculated") (G-A1F8, SRT, "Topographical Modifier")=(G-A188, SRT, "Mid-longitudinal")
DIAST VEL/SYST VEL	(MN-28, ESAOTE_P1, "Diastolic To Systolic Velocity Ratio")	(T-46002, SRT, "Artery of Abdomen") (T-46460, SRT, "Splenic artery")	(G-C171, SRT, "Laterality")=(G-A103, SRT, "Unilateral") (121401, DCM, "Derivation")=(R-41D2D, SRT, "Calculated") (G-A1F8, SRT, "Topographical Modifier")=(G-A188, SRT, "Mid-longitudinal")
SA DIST			
SA DIS PS VEL	(11726-7, LN, "Peak Systolic Velocity")	(T-46002, SRT, "Artery of Abdomen") (T-46460, SRT, "Splenic artery")	(G-C171, SRT, "Laterality")=(G-A103, SRT, "Unilateral") (121401, DCM, "Derivation")=(R-00355, SRT, "Point source measurement") (G-A1F8, SRT, "Topographical Modifier")=(G-A119, SRT, "Distal")
SA DIS ED VEL	(11653-3, LN, "End Diastolic Velocity")	(T-46002, SRT, "Artery of Abdomen") (T-46460, SRT, "Splenic artery")	(G-C171, SRT, "Laterality")=(G-A103, SRT, "Unilateral") (121401, DCM, "Derivation")=(R-00355, SRT, "Point source measurement") (G-A1F8, SRT, "Topographical Modifier")=(G-A119, SRT, "Distal")
SA DIS FVI			
FVI	(20354-7, LN, "Velocity Time Integral")	(T-46002, SRT, "Artery of Abdomen") (T-46460, SRT, "Splenic artery")	(G-C171, SRT, "Laterality")=(G-A103, SRT, "Unilateral") (121401, DCM, "Derivation")=(R-41D2D, SRT, "Calculated") (G-A1F8, SRT, "Topographical Modifier")=(G-A119, SRT, "Distal")
PULSATILITY INDEX	(12008-9, LN, "Pulsatility Index")	(T-46002, SRT, "Artery of Abdomen") (T-46460, SRT, "Splenic artery")	(G-C171, SRT, "Laterality")=(G-A103, SRT, "Unilateral") (121401, DCM, "Derivation")=(R-41D2D, SRT, "Calculated") (G-A1F8, SRT, "Topographical Modifier")=(G-A119, SRT, "Distal")
RESISTIVE INDEX	(12023-8, LN, "Resistivity Index")	(T-46002, SRT, "Artery of Abdomen") (T-46460, SRT, "Splenic artery")	(G-C171, SRT, "Laterality")=(G-A103, SRT, "Unilateral") (121401, DCM, "Derivation")=(R-41D2D, SRT, "Calculated") (G-A1F8, SRT, "Topographical Modifier")=(G-A119, SRT, "Distal")

<i>ESAOTE MEASURE</i>	<i>BASE MEAS. CONCEPT NAME</i>	<i>SECTION</i>	<i>CONCEPT OR ACQUISITION CONTEXT MODIFIERS</i>
PEAK VELOCITY	(11726-7, LN, "Peak Systolic Velocity")	(T-46002, SRT, "Artery of Abdomen") (T-46460, SRT, "Splenic artery")	(G-C171, SRT, "Laterality")=(G-A103, SRT, "Unilateral") (121401, DCM, "Derivation")=(R-41D2D, SRT, "Calculated") (G-A1F8, SRT, "Topographical Modifier")=(G-A119, SRT, "Distal")
MEAN VELOCITY	(MN-25, ESAOTE_P1, "Time Averaged Velocity")	(T-46002, SRT, "Artery of Abdomen") (T-46460, SRT, "Splenic artery")	(G-C171, SRT, "Laterality")=(G-A103, SRT, "Unilateral") (121401, DCM, "Derivation")=(R-41D2D, SRT, "Calculated") (G-A1F8, SRT, "Topographical Modifier")=(G-A119, SRT, "Distal")
REVERSE VELOCITY	(MN-27, ESAOTE_P1, "Reverse Velocity")	(T-46002, SRT, "Artery of Abdomen") (T-46460, SRT, "Splenic artery")	(G-C171, SRT, "Laterality")=(G-A103, SRT, "Unilateral") (121401, DCM, "Derivation")=(R-41D2D, SRT, "Calculated") (G-A1F8, SRT, "Topographical Modifier")=(G-A119, SRT, "Distal")
DIASTOLIC VELOCITY	(11653-3, LN, "End Diastolic Velocity")	(T-46002, SRT, "Artery of Abdomen") (T-46460, SRT, "Splenic artery")	(G-C171, SRT, "Laterality")=(G-A103, SRT, "Unilateral") (121401, DCM, "Derivation")=(R-41D2D, SRT, "Calculated") (G-A1F8, SRT, "Topographical Modifier")=(G-A119, SRT, "Distal")
PEAK GRADIENT	(20247-3, LN, "Peak Gradient")	(T-46002, SRT, "Artery of Abdomen") (T-46460, SRT, "Splenic artery")	(G-C171, SRT, "Laterality")=(G-A103, SRT, "Unilateral") (121401, DCM, "Derivation")=(R-41D2D, SRT, "Calculated") (G-A1F8, SRT, "Topographical Modifier")=(G-A119, SRT, "Distal")
MEAN GRADIENT	(20256-4, LN, "Mean Gradient")	(T-46002, SRT, "Artery of Abdomen") (T-46460, SRT, "Splenic artery")	(G-C171, SRT, "Laterality")=(G-A103, SRT, "Unilateral") (121401, DCM, "Derivation")=(R-41D2D, SRT, "Calculated") (G-A1F8, SRT, "Topographical Modifier")=(G-A119, SRT, "Distal")
ACCELERATION	(MN-04, ESAOTE_P1, "Acceleration")	(T-46002, SRT, "Artery of Abdomen") (T-46460, SRT, "Splenic artery")	(G-C171, SRT, "Laterality")=(G-A103, SRT, "Unilateral") (121401, DCM, "Derivation")=(R-41D2D, SRT, "Calculated") (G-A1F8, SRT, "Topographical Modifier")=(G-A119, SRT, "Distal")
ACCELERATION TIME	(20168-1, LN, "Acceleration Time")	(T-46002, SRT, "Artery of Abdomen") (T-46460, SRT, "Splenic artery")	(G-C171, SRT, "Laterality")=(G-A103, SRT, "Unilateral") (121401, DCM, "Derivation")=(R-41D2D, SRT, "Calculated") (G-A1F8, SRT, "Topographical Modifier")=(G-A119, SRT, "Distal")
SYST VEL/DIAST VEL	(12144-2, LN, "Systolic to Diastolic Velocity Ratio")	(T-46002, SRT, "Artery of Abdomen") (T-46460, SRT, "Splenic artery")	(G-C171, SRT, "Laterality")=(G-A103, SRT, "Unilateral") (121401, DCM, "Derivation")=(R-41D2D, SRT, "Calculated") (G-A1F8, SRT, "Topographical Modifier")=(G-A119, SRT, "Distal")
DIAST VEL/SYST VEL	(MN-28, ESAOTE_P1, "Diastolic To Systolic Velocity Ratio")	(T-46002, SRT, "Artery of Abdomen") (T-46460, SRT, "Splenic artery")	(G-C171, SRT, "Laterality")=(G-A103, SRT, "Unilateral") (121401, DCM, "Derivation")=(R-41D2D, SRT, "Calculated") (G-A1F8, SRT, "Topographical Modifier")=(G-A119, SRT, "Distal")
HEPATIC ARTERY			
HA PS VEL	(11726-7, LN, "Peak Systolic Velocity")	(T-46002, SRT, "Artery of Abdomen") (T-46421, SRT, "Common Hepatic artery")	(G-C171, SRT, "Laterality")=(G-A103, SRT, "Unilateral") (121401, DCM, "Derivation")=(R-00355, SRT, "Point source measurement")
HA ED VEL	(11653-3, LN, "End Diastolic Velocity")	(T-46002, SRT, "Artery of Abdomen") (T-46421, SRT, "Common Hepatic artery")	(G-C171, SRT, "Laterality")=(G-A103, SRT, "Unilateral") (121401, DCM, "Derivation")=(R-00355, SRT, "Point source measurement")

ESAOTE MEASURE	BASE MEAS. CONCEPT NAME	SECTION	CONCEPT OR ACQUISITION CONTEXT MODIFIERS
HA FVI			
FVI	(20354-7, LN, "Velocity Time Integral")	(T-46002, SRT, "Artery of Abdomen") (T-46421, SRT, "Common Hepatic artery")	(G-C171, SRT, "Laterality")=(G-A103, SRT, "Unilateral") (121401, DCM, "Derivation")=(R-41D2D, SRT, "Calculated")
PULSATILITY INDEX	(12008-9, LN, "Pulsatility Index")	(T-46002, SRT, "Artery of Abdomen") (T-46421, SRT, "Common Hepatic artery")	(G-C171, SRT, "Laterality")=(G-A103, SRT, "Unilateral") (121401, DCM, "Derivation")=(R-41D2D, SRT, "Calculated")
RESISTIVE INDEX	(12023-8, LN, "Resistivity Index")	(T-46002, SRT, "Artery of Abdomen") (T-46421, SRT, "Common Hepatic artery")	(G-C171, SRT, "Laterality")=(G-A103, SRT, "Unilateral") (121401, DCM, "Derivation")=(R-41D2D, SRT, "Calculated")
PEAK VELOCITY	(11726-7, LN, "Peak Systolic Velocity")	(T-46002, SRT, "Artery of Abdomen") (T-46421, SRT, "Common Hepatic artery")	(G-C171, SRT, "Laterality")=(G-A103, SRT, "Unilateral") (121401, DCM, "Derivation")=(R-41D2D, SRT, "Calculated")
MEAN VELOCITY	(MN-25, ESAOTE_P1, "Time Averaged Velocity")	(T-46002, SRT, "Artery of Abdomen") (T-46421, SRT, "Common Hepatic artery")	(G-C171, SRT, "Laterality")=(G-A103, SRT, "Unilateral") (121401, DCM, "Derivation")=(R-41D2D, SRT, "Calculated")
REVERSE VELOCITY	(MN-27, ESAOTE_P1, "Reverse Velocity")	(T-46002, SRT, "Artery of Abdomen") (T-46421, SRT, "Common Hepatic artery")	(G-C171, SRT, "Laterality")=(G-A103, SRT, "Unilateral") (121401, DCM, "Derivation")=(R-41D2D, SRT, "Calculated")
DIASTOLIC VELOCITY	(11653-3, LN, "End Diastolic Velocity")	(T-46002, SRT, "Artery of Abdomen") (T-46421, SRT, "Common Hepatic artery")	(G-C171, SRT, "Laterality")=(G-A103, SRT, "Unilateral") (121401, DCM, "Derivation")=(R-41D2D, SRT, "Calculated")
PEAK GRADIENT	(20247-3, LN, "Peak Gradient")	(T-46002, SRT, "Artery of Abdomen") (T-46421, SRT, "Common Hepatic artery")	(G-C171, SRT, "Laterality")=(G-A103, SRT, "Unilateral") (121401, DCM, "Derivation")=(R-41D2D, SRT, "Calculated")
MEAN GRADIENT	(20256-4, LN, "Mean Gradient")	(T-46002, SRT, "Artery of Abdomen") (T-46421, SRT, "Common Hepatic artery")	(G-C171, SRT, "Laterality")=(G-A103, SRT, "Unilateral") (121401, DCM, "Derivation")=(R-41D2D, SRT, "Calculated")
ACCELERATION	(MN-04, ESAOTE_P1, "Acceleration")	(T-46002, SRT, "Artery of Abdomen") (T-46421, SRT, "Common Hepatic artery")	(G-C171, SRT, "Laterality")=(G-A103, SRT, "Unilateral") (121401, DCM, "Derivation")=(R-41D2D, SRT, "Calculated")
ACCELERATION TIME	(20168-1, LN, "Acceleration Time")	(T-46002, SRT, "Artery of Abdomen") (T-46421, SRT,	(G-C171, SRT, "Laterality")=(G-A103, SRT, "Unilateral") (121401, DCM, "Derivation")=(R-41D2D, SRT, "Calculated")

ESAOTE MEASURE	BASE MEAS. CONCEPT NAME	SECTION	CONCEPT OR ACQUISITION CONTEXT MODIFIERS
		"Common Hepatic artery")	
SYST VEL/DIAST VEL	(12144-2, LN, "Systolic to Diastolic Velocity Ratio")	(T-46002, SRT, "Artery of Abdomen") (T-46421, SRT, "Common Hepatic artery")	(G-C171, SRT, "Laterality")=(G-A103, SRT, "Unilateral") (121401, DCM, "Derivation")=(R-41D2D, SRT, "Calculated")
DIAST VEL/SYST VEL	(MN-28, ESAOTE_P1, "Diastolic To Systolic Velocity Ratio")	(T-46002, SRT, "Artery of Abdomen") (T-46421, SRT, "Common Hepatic artery")	(G-C171, SRT, "Laterality")=(G-A103, SRT, "Unilateral") (121401, DCM, "Derivation")=(R-41D2D, SRT, "Calculated")
QIMT (RF)			
LEFT QIMT			
LEFT QIMT	(MN-105,99ESA_P1, "Quality Intima Media Thickness")	(T-45005, SRT, "Artery of neck") (T-45100, SRT, "Common Carotid Artery")	(G-C171, SRT, "Laterality")=(G-A101, SRT, "Left") (121401, DCM, "Derivation")=(R-41D2D, SRT, "Calculated")
RIGHT QIMT			
RIGHT QIMT	(MN-105,99ESA_P1, "Quality Intima Media Thickness")	(T-45005, SRT, "Artery of neck") (T-45100, SRT, "Common Carotid Artery")	(G-C171, SRT, "Laterality")=(G-A100, SRT, "Right") (121401, DCM, "Derivation")=(R-41D2D, SRT, "Calculated")
QIMT (RF)			
QIMT (RF)	(MN-105,99ESA_P1, "Quality Intima Media Thickness")	(T-45005, SRT, "Artery of neck") (T-45100, SRT, "Common Carotid Artery")	(G-C171, SRT, "Laterality")=(G-A103, SRT, "Unilateral") (121401, DCM, "Derivation")=(G-A437, SRT, "Maximum")
SD	(MN-106,99ESA_P1, "Quality Intima Media Thickness Standard Deviation")	(T-45005, SRT, "Artery of neck") (T-45100, SRT, "Common Carotid Artery")	(G-C171, SRT, "Laterality")=(G-A103, SRT, "Unilateral")
DIAMETER	(MN-107,99ESA_P1, "QIMT Diameter")	(T-45005, SRT, "Artery of neck") (T-45100, SRT, "Common Carotid Artery")	(G-C171, SRT, "Laterality")=(G-A103, SRT, "Unilateral") (121401, DCM, "Derivation")=(G-A437, SRT, "Maximum")
SD	(MN-108,99ESA_P1, "QIMT Diameter Standard Deviation")	(T-45005, SRT, "Artery of neck") (T-45100, SRT, "Common Carotid Artery")	(G-C171, SRT, "Laterality")=(G-A103, SRT, "Unilateral")
WIDTH	(MN-109,99ESA_P1, "QIMT ROI Width")	(T-45005, SRT, "Artery of neck") (T-45100, SRT, "Common Carotid Artery")	(G-C171, SRT, "Laterality")=(G-A103, SRT, "Unilateral")
EXPECTED QIMT	(MN-128,99ESA_P1, "Expected QIMT")	(T-45005, SRT, "Artery of neck") (T-45100, SRT, "Common Carotid Artery")	(G-C171, SRT, "Laterality")=(G-A103, SRT, "Unilateral") (121401, DCM, "Derivation")=(R-41D2D, SRT, "Calculated") (121424, DCM, "Table of Values") ⁴⁹

⁴⁹ The content will be "HOWARD (BLACK)" or "HOWARD (WHITE)" according to the one selected by the user in the PATIENT ID panel when starting the exam.

ESAOTE MEASURE	BASE MEAS. CONCEPT NAME	SECTION	CONCEPT OR ACQUISITION CONTEXT MODIFIERS
		"Common Carotid Artery")	
RCCSVIPRO			
R CCSVI 90°			
R JUGULAR CSA	(G-0366,SRT, "Vessel lumen cross-sectional area")	(T-45005,SRT, "Artery of neck") (T-48170,SRT, "Internal Jugular vein")	(G-C171, SRT, "Laterality")=(G-A100,SRT, "Right") (113744, DCM, "Patient Orientation Modifier")=(F-103A0,SRT, "Sitting")
R JUGULAR VEIN FVI	(20354-7,LN, "Velocity Time Integral")	(T-45005,SRT, "Artery of neck") (T-48170,SRT, "Internal Jugular vein")	(G-C171, SRT, "Laterality")=(G-A100,SRT, "Right") (121401, DCM, "Derivation")=(R-41D2D,SRT, "Calculated") (113744, DCM, "Patient Orientation Modifier")=(F-103A0,SRT, "Sitting")
R JUGULAR DELTA CSA	(MN-110,99ESA_P1, "Delta CSA")	(T-45005,SRT, "Artery of neck") (T-48170,SRT, "Internal Jugular vein")	(G-C171, SRT, "Laterality")=(G-A100,SRT, "Right") (113744, DCM, "Patient Orientation Modifier")=(F-103A0,SRT, "Sitting")
R JUGULAR VEIN Vmax	(MN-115,99ESA_P1, "Max Velocity")	(T-45005,SRT, "Artery of neck") (T-48170,SRT, "Internal Jugular vein")	(G-C171, SRT, "Laterality")=(G-A100,SRT, "Right") (113744, DCM, "Patient Orientation Modifier")=(F-103A0,SRT, "Sitting")
R JUGULAR VEIN Vmin	(MN-114,99ESA_P1, "Min Velocity")	(T-45005,SRT, "Artery of neck") (T-48170,SRT, "Internal Jugular vein")	(G-C171, SRT, "Laterality")=(G-A100,SRT, "Right") (113744, DCM, "Patient Orientation Modifier")=(F-103A0,SRT, "Sitting")
R JUGULAR VEIN Vmn	(20352-1,LN, "Time averaged mean velocity")	(T-45005,SRT, "Artery of neck") (T-48170,SRT, "Internal Jugular vein")	(G-C171, SRT, "Laterality")=(G-A100,SRT, "Right") (121401, DCM, "Derivation")=(R-41D2D,SRT, "Calculated") (113744, DCM, "Patient Orientation Modifier")=(F-103A0,SRT, "Sitting")
R JUGULAR VEIN RI	(12023-8,LN, "Resistivity Index")	(T-45005,SRT, "Artery of neck") (T-48170,SRT, "Internal Jugular vein")	(G-C171, SRT, "Laterality")=(G-A100,SRT, "Right") (121401, DCM, "Derivation")=(R-41D2D,SRT, "Calculated") (113744, DCM, "Patient Orientation Modifier")=(F-103A0,SRT, "Sitting")
R JUGULAR VOL FLOW	(33878-0,LN, "Volume flow")	(T-45005,SRT, "Artery of neck") (T-48170,SRT, "Internal Jugular vein")	(G-C171, SRT, "Laterality")=(G-A100,SRT, "Right") (121401, DCM, "Derivation")=(R-41D2D,SRT, "Calculated") (113744, DCM, "Patient Orientation Modifier")=(F-103A0,SRT, "Sitting")
R CCSVI 0°			
R JUGULAR CSA	(G-0366,SRT, "Vessel lumen cross-sectional area")	(T-45005,SRT, "Artery of neck") (T-48170,SRT, "Internal Jugular vein")	(G-C171, SRT, "Laterality")=(G-A100,SRT, "Right") (113744, DCM, "Patient Orientation Modifier")=(F-103A0,SRT, "Supine")
R JUGULAR VEIN FVI	(20354-7,LN, "Velocity Time Integral")	(T-45005,SRT, "Artery of neck") (T-48170,SRT, "Internal Jugular vein")	(G-C171, SRT, "Laterality")=(G-A100,SRT, "Right") (121401, DCM, "Derivation")=(R-41D2D,SRT, "Calculated") (113744, DCM, "Patient Orientation Modifier")=(F-103A0,SRT, "Supine")
R JUGULAR VEIN Vmax	(MN-115,99ESA_P1, "Max Velocity")	(T-45005,SRT, "Artery of neck") (T-48170,SRT, "Internal Jugular vein")	(G-C171, SRT, "Laterality")=(G-A100,SRT, "Right") (113744, DCM, "Patient Orientation Modifier")=(F-103A0,SRT, "Supine")
R JUGULAR VEIN	(MN-	(T-45005,SRT,	(G-C171, SRT, "Laterality")=(G-A100,SRT, "Right")

ESAOTE MEASURE	BASE MEAS. CONCEPT NAME	SECTION	CONCEPT OR ACQUISITION CONTEXT MODIFIERS
Vmin	114,99ESA_P1, "Min Velocity")	"Artery of neck") (T-48170,SRT, "Internal Jugular vein")	(113744, DCM, "Patient Orientation Modifier")=(F-10340,SRT, "Supine")
R JUGULAR VEIN Vmn	(20352-1,LN, "Time averaged mean velocity")	(T-45005,SRT, "Artery of neck") (T-48170,SRT, "Internal Jugular vein")	(G-C171, SRT, "Laterality")=(G-A100,SRT, "Right") (121401, DCM, "Derivation")=(R-41D2D,SRT, "Calculated") (113744, DCM, "Patient Orientation Modifier")=(F-10340,SRT, "Supine")
R JUGULAR VEIN RI	(12023-8,LN, "Resistivity Index")	(T-45005,SRT, "Artery of neck") (T-48170,SRT, "Internal Jugular vein")	(G-C171, SRT, "Laterality")=(G-A100,SRT, "Right") (121401, DCM, "Derivation")=(R-41D2D,SRT, "Calculated") (113744, DCM, "Patient Orientation Modifier")=(F-10340,SRT, "Supine")
R JUGULAR VOL FLOW	(33878-0,LN, "Volume flow")	(T-45005,SRT, "Artery of neck") (T-48170,SRT, "Internal Jugular vein")	(G-C171, SRT, "Laterality")=(G-A100,SRT, "Right") (121401, DCM, "Derivation")=(R-41D2D,SRT, "Calculated") (113744, DCM, "Patient Orientation Modifier")=(F-10340,SRT, "Supine")
STIFFNESS			
LEFT CCA QAS			
DC	(MN-117,99ESA_P1, "QSC Distensibility Coefficient")	(T-45005,SRT, "Artery of neck") (T-45100,SRT, "Common Carotid Artery")	(G-C171, SRT, "Laterality")=(G-A101,SRT, "Left") (121401, DCM, "Derivation")=(R-41D2D,SRT, "Calculated")
CC	(MN-116,99ESA_P1, "QSC Compliance Coefficient")	(T-45005,SRT, "Artery of neck") (T-45100,SRT, "Common Carotid Artery")	(G-C171, SRT, "Laterality")=(G-A101,SRT, "Left") (121401, DCM, "Derivation")=(R-41D2D,SRT, "Calculated")
α	(MN-118,99ESA_P1, "QSC Alpha Coefficient")	(T-45005,SRT, "Artery of neck") (T-45100,SRT, "Common Carotid Artery")	(G-C171, SRT, "Laterality")=(G-A101,SRT, "Left") (121401, DCM, "Derivation")=(R-41D2D,SRT, "Calculated")
β	(MN-119,99ESA_P1, "QSC Beta Coefficient")	(T-45005,SRT, "Artery of neck") (T-45100,SRT, "Common Carotid Artery")	(G-C171, SRT, "Laterality")=(G-A101,SRT, "Left") (121401, DCM, "Derivation")=(R-41D2D,SRT, "Calculated")
PWV	(MN-120,99ESA_P1, "QSC Pulse Wave Velocity")	(T-45005,SRT, "Artery of neck") (T-45100,SRT, "Common Carotid Artery")	(G-C171, SRT, "Laterality")=(G-A101,SRT, "Left") (121401, DCM, "Derivation")=(R-41D2D,SRT, "Calculated")
RIGHT CCA QAS			
DC	(MN-117,99ESA_P1, "QSC Distensibility Coefficient")	(T-45005,SRT, "Artery of neck") (T-45100,SRT, "Common Carotid Artery")	(G-C171, SRT, "Laterality")=(G-A100,SRT, "Right") (121401, DCM, "Derivation")=(R-41D2D,SRT, "Calculated")
CC	(MN-116,99ESA_P1, "QSC Compliance Coefficient")	(T-45005,SRT, "Artery of neck") (T-45100,SRT, "Common Carotid Artery")	(G-C171, SRT, "Laterality")=(G-A100,SRT, "Right") (121401, DCM, "Derivation")=(R-41D2D,SRT, "Calculated")
α	(MN-118,99ESA_P1, "QSC Alpha Coefficient")	(T-45005,SRT, "Artery of neck") (T-45100,SRT, "Common Carotid Artery")	(G-C171, SRT, "Laterality")=(G-A100,SRT, "Right") (121401, DCM, "Derivation")=(R-41D2D,SRT, "Calculated")

<i>ESAOTE MEASURE</i>	<i>BASE MEAS. CONCEPT NAME</i>	<i>SECTION</i>	<i>CONCEPT OR ACQUISITION CONTEXT MODIFIERS</i>
β	(MN-119,99ESA_P1, "QSC Beta Coefficient")	(T-45005,SRT, "Artery of neck") (T-45100,SRT, "Common Carotid Artery")	(G-C171, SRT, "Laterality")=(G-A100,SRT, "Right") (121401, DCM, "Derivation")=(R-41D2D,SRT, "Calculated")
PWV	(MN-120,99ESA_P1, "QSC Pulse Wave Velocity")	(T-45005,SRT, "Artery of neck") (T-45100,SRT, "Common Carotid Artery")	(G-C171, SRT, "Laterality")=(G-A100,SRT, "Right") (121401, DCM, "Derivation")=(R-41D2D,SRT, "Calculated")
LOCAL PRESSURE			
LEFT CCA QAS			
LOC Psys	(MN-121,99ESA_P1, "DWC Local Systolic Pressure")	(T-45005,SRT, "Artery of neck") (T-45100,SRT, "Common Carotid Artery")	(G-C171, SRT, "Laterality")=(G-A101,SRT, "Left") (121401, DCM, "Derivation")=(R-41D2D,SRT, "Calculated")
LOC Pdia	(MN-122,99ESA_P1, "DWC Local Diastolic Pressure")	(T-45005,SRT, "Artery of neck") (T-45100,SRT, "Common Carotid Artery")	(G-C171, SRT, "Laterality")=(G-A101,SRT, "Left") (121401, DCM, "Derivation")=(R-41D2D,SRT, "Calculated")
P(T1)	(MN-125,99ESA_P1, "DWC Inflection Point P_T1")	(T-45005,SRT, "Artery of neck") (T-45100,SRT, "Common Carotid Artery")	(G-C171, SRT, "Laterality")=(G-A101,SRT, "Left") (121401, DCM, "Derivation")=(R-41D2D,SRT, "Calculated")
AP	(MN-127,99ESA_P1, "DWC Augmented Pressure")	(T-45005,SRT, "Artery of neck") (T-45100,SRT, "Common Carotid Artery")	(G-C171, SRT, "Laterality")=(G-A101,SRT, "Left") (121401, DCM, "Derivation")=(R-41D2D,SRT, "Calculated")
Alx	(MN-126,99ESA_P1, "DWC Augmentation Index")	(T-45005,SRT, "Artery of neck") (T-45100,SRT, "Common Carotid Artery")	(G-C171, SRT, "Laterality")=(G-A101,SRT, "Left") (121401, DCM, "Derivation")=(R-41D2D,SRT, "Calculated")
ICP	(MN-123,99ESA_P1, "DWC Isovolumetric Contraction Period")	(T-45005,SRT, "Artery of neck") (T-45100,SRT, "Common Carotid Artery")	(G-C171, SRT, "Laterality")=(G-A101,SRT, "Left") (121401, DCM, "Derivation")=(R-41D2D,SRT, "Calculated")
ED	(MN-124,99ESA_P1, "DWC Ejection Duration")	(T-45005,SRT, "Artery of neck") (T-45100,SRT, "Common Carotid Artery")	(G-C171, SRT, "Laterality")=(G-A101,SRT, "Left") (121401, DCM, "Derivation")=(R-41D2D,SRT, "Calculated")
RIGHT CCA QAS			
LOC Psys	(MN-121,99ESA_P1, "DWC Local Systolic Pressure")	(T-45005,SRT, "Artery of neck") (T-45100,SRT, "Common Carotid Artery")	(G-C171, SRT, "Laterality")=(G-A100,SRT, "Right") (121401, DCM, "Derivation")=(R-41D2D,SRT, "Calculated")
LOC Pdia	(MN-122,99ESA_P1, "DWC Local Diastolic Pressure")	(T-45005,SRT, "Artery of neck") (T-45100,SRT, "Common Carotid Artery")	(G-C171, SRT, "Laterality")=(G-A100,SRT, "Right") (121401, DCM, "Derivation")=(R-41D2D,SRT, "Calculated")
P(T1)	(MN-125,99ESA_P1, "DWC Inflection")	(T-45005,SRT, "Artery of neck") (T-45100,SRT, "Common Carotid Artery")	(G-C171, SRT, "Laterality")=(G-A100,SRT, "Right") (121401, DCM, "Derivation")=(R-41D2D,SRT, "Calculated")

<i>ESAOTE MEASURE</i>	<i>BASE MEAS. CONCEPT NAME</i>	<i>SECTION</i>	<i>CONCEPT OR ACQUISITION CONTEXT MODIFIERS</i>
	Point P_T1")	"Common Carotid Artery")	
AP	(MN-127,99ESA_P1, "DWC Augmented Pressure")	(T-45005,SRT, "Artery of neck") (T-45100,SRT, "Common Carotid Artery")	(G-C171, SRT, "Laterality")=(G-A100,SRT, "Right") (121401, DCM, "Derivation")=(R-41D2D,SRT, "Calculated")
Alx	(MN-126,99ESA_P1, "DWC Augmentation Index")	(T-45005,SRT, "Artery of neck") (T-45100,SRT, "Common Carotid Artery")	(G-C171, SRT, "Laterality")=(G-A100,SRT, "Right") (121401, DCM, "Derivation")=(R-41D2D,SRT, "Calculated")
ICP	(MN-123,99ESA_P1, "DWC Isovolumetric Contraction Period")	(T-45005,SRT, "Artery of neck") (T-45100,SRT, "Common Carotid Artery")	(G-C171, SRT, "Laterality")=(G-A100,SRT, "Right") (121401, DCM, "Derivation")=(R-41D2D,SRT, "Calculated")
ED	(MN-124,99ESA_P1, "DWC Ejection Duration")	(T-45005,SRT, "Artery of neck") (T-45100,SRT, "Common Carotid Artery")	(G-C171, SRT, "Laterality")=(G-A100,SRT, "Right") (121401, DCM, "Derivation")=(R-41D2D,SRT, "Calculated")

8.2.3 OB-GYN SR mapping

The following tables follow the same organization of the reports that can be printed from the MyLab system itself, or exported as a series of Secondary Capture images. That is, the tables are divided into various sections that correspond to the various sections of the reports; each section is divided in subsections that correspond to the various subsections of the reports; the first column of the table correspond to the measure name in the Esaote report. The other two or three columns contain the DICOM mapping of this measure, indicating the Base Measurement Concept Name, the Section (when applicable), and the Concept or Acquisition Context Modifiers.

Table 91
OB-GYN SR MAPPING – MEASUREMENTS AND CALCULATIONS

<i>ESAOTE MEASURE</i>	<i>BASE MEAS. CONCEPT NAME</i>	<i>CONCEPT OR ACQUISITION CONTEXT MODIFIERS</i>
COMMON MEASUREMENTS		
GRAVIDA	(11996-6, LN, "Gravida")	===
PARA	(11977-6, LN, "Para")	===
ABORTA	(11612-9, LN, "Aborta")	===
ECTOPIC	(33065-4, LN, "Ectopic Pregnancies")	===
EDD BY LMP	(11779-6, LN, "EDD from LMP")	===
LMP	(11955-2, LN, "LMP")	===
FIRST DGA DATE	(EV-17, ESAOTE_P1, "Date Of FDGA")	===
DGA BY FDGA	(EV-19, ESAOTE_P1, "DGA by FDGA")	===
FIRST DGA	(EV-20, ESAOTE_P1, "First DGA")	===
B-MODE		
BIPARIETAL DIAMETER	(11820-8, LN, "Biparietal Diameter")	(121401, DCM, "Derivation")=(R-41D41,SRT, "Measured")
ABDOMINAL CIRCUMF	(11979-2, LN, "Abdominal Circumference")	(121401, DCM, "Derivation")=(R-41D41,SRT, "Measured")

<i>ESAOTE MEASURE</i>	<i>BASE MEAS. CONCEPT NAME</i>	<i>CONCEPT OR ACQUISITION CONTEXT MODIFIERS</i>
HEAD CIRCUMFERENCE	(11984-2, LN, "Head Circumference")	(121401, DCM, "Derivation")=(R-41D41,SRT, "Measured")
FEMUR LENGTH	(11963-6, LN, "Femur Length")	(121401, DCM, "Derivation")=(R-41D41,SRT, "Measured")
TRANSV ABD DIAM	(11862-0, LN, "Transverse Abdominal Diameter")	(121401, DCM, "Derivation")=(R-41D41,SRT, "Measured")
ANT-POST ABD DIAM	(11818-2, LN, "Anterior-Posterior Abdominal Diameter")	(121401, DCM, "Derivation")=(R-41D41,SRT, "Measured")
GEST SAC DIAM	(11850-5, LN, "Gestational Sac Diameter")	(121401, DCM, "Derivation")=(R-41D41,SRT, "Measured")
CROWN-RUMP LENGTH	(11957-8, LN, "Crown Rump Length")	(121401, DCM, "Derivation")=(R-41D41,SRT, "Measured")
OCCIP FRONTAL DIAM	(11851-3, LN, "Occipital-Frontal Diameter")	(121401, DCM, "Derivation")=(R-41D41,SRT, "Measured")
TIBIA LENGTH	(11968-5, LN, "Tibia length")	(121401, DCM, "Derivation")=(R-41D41,SRT, "Measured")
HUMERUS LENGTH	(11966-9, LN, "Humerus length")	(121401, DCM, "Derivation")=(R-41D41,SRT, "Measured")
ULNA LENGTH	(11969-3, LN, "Ulna length")	(121401, DCM, "Derivation")=(R-41D41,SRT, "Measured")
ANT POST TRUNK DIAM	(11819-0, LN, "Anterior-Posterior Trunk Diameter")	(121401, DCM, "Derivation")=(R-41D41,SRT, "Measured")
TRANSV TRUNK DIAM	(11864-6, LN, "Transverse Thoracic Diameter")	(121401, DCM, "Derivation")=(R-41D41,SRT, "Measured")
APTD X TTD	(EV-81, ESAOTE_P1, "APTD * TTD")	(121401, DCM, "Derivation")=(R-41D2D,SRT, "Calculated")
FETAL TRUNK SECT A	(33068-8, LN, "Thoracic Area")	(121401, DCM, "Derivation")=(R-41D41,SRT, "Measured")
FOOT LENGTH	(11965-1, LN, "Foot length")	(121401, DCM, "Derivation")=(R-41D41,SRT, "Measured")
LENGTH OF VERTEBRA	(EV-113, ESAOTE_P1, "Length Of Vertebra")	(121401, DCM, "Derivation")=(R-41D41,SRT, "Measured")
MAX AMNIOTIC DIAM	(EV-82, ESAOTE_P1, "Max Amniotic Diameter")	(121401, DCM, "Derivation")=(R-41D41,SRT, "Measured")
TRANSV CEREB DIAM	(11863-8, LN, "Trans Cerebellar Diameter")	(121401, DCM, "Derivation")=(R-41D41,SRT, "Measured")
RADIO LENGTH	(11967-7, LN, "Radius length")	(121401, DCM, "Derivation")=(R-41D41,SRT, "Measured")
BINOCULAR DISTANCE	(EV-114, ESAOTE_P1, "Binocular Distance")	(121401, DCM, "Derivation")=(R-41D41,SRT, "Measured")
EAR LENGTH	(EV-115, ESAOTE_P1, "Ear Length")	(121401, DCM, "Derivation")=(R-41D41,SRT, "Measured")
FIBULA LENGTH	(11964-4, LN, "Fibula length")	(121401, DCM, "Derivation")=(R-41D41,SRT, "Measured")
LATERAL VENTRICLE	(12171-5, LN, "Lateral Ventrical width")	(121401, DCM, "Derivation")=(R-41D2D,SRT, "Calculated")
GA (LMP)	(11885-1, LN, "Gestational Age by LMP")	== =
AVERAGE ULTRASOUND AGE	(18185-9, LN, "Gestational Age")	(121420, DCM, "Equation") = (11884-4, LN, "Average Ultrasound Age")
ESTIM FETAL WEIGHT	(11727-5, LN, "Estimated Weight")	== =
EFW GROWTH VALUE RANKING	(11767-1, LN, "EFW percentile rank")	== =

<i>ESAOTE MEASURE</i>	<i>BASE MEAS. CONCEPT NAME</i>	<i>CONCEPT OR ACQUISITION CONTEXT MODIFIERS</i>
AMNIOTIC FLUID INDEX ⁵⁰		
QUADRANT 1	(11624-4, LN, "First Quadrant Diameter")	== =
QUADRANT 2	(11626-9, LN, "Second Quadrant Diameter")	== =
QUADRANT 3	(11625-1, LN, "Third Quadrant Diameter")	== =
QUADRANT 4	(11623-6, LN, "Fourth Quadrant Diameter")	== =
AMNIOTIC FLUID INDEX	(11627-7, LN, "Amniotic Fluid Index")	== =
M-MODE		
FETAL HEART RATE (3) ⁵¹	(11948-7, LN, "Fetal Heart Rate")	== = ⁵²
CALCULATIONS		
CEPHALIC INDEX	(11823-2, LN, "Cephalic Index")	(121401, DCM, "Derivation")=(R-41D2D,SRT, "Calculated")
FL/BPD	(11872-9, LN, "FL/BPD")	(121401, DCM, "Derivation")=(R-41D2D,SRT, "Calculated")
BPD/FL	(EV-21, ESAOTE_P1, "BPD/FL")	(121401, DCM, "Derivation")=(R-41D2D,SRT, "Calculated")
FL/AC	(11871-1, LN, "FL/AC")	(121401, DCM, "Derivation")=(R-41D2D,SRT, "Calculated")
HC/AC	(11947-9, LN, "HC/AC")	(121401, DCM, "Derivation")=(R-41D2D,SRT, "Calculated")
ESTIM FETAL WEIGHT	(11727-5, LN, "Estimated Weight")	(121401, DCM, "Derivation")=(R-10260,SRT, "Estimated")
NUCHAL TRANSLUCENCY	(33069-6, LN, "Nuchal Translucency")	(121401, DCM, "Derivation")=(R-41D41,SRT, "Measured")
TRANSV TRUNK DIAM	(11864-6, LN, "Transverse Thoracic Diameter")	(121401, DCM, "Derivation")=(R-41D41,SRT, "Calculated")
CISTERNA MAGNA	(11860-4, LN, "Cisterna Magna length")	(121401, DCM, "Derivation")=(R-41D41,SRT, "Measured")
NOSE BONE LENGTH	(EV-117, ESAOTE_P1, "Nose Bone Length")	(121401, DCM, "Derivation")=(R-41D41,SRT, "Measured")
LATERAL VENTRICLE	(12171-5, LN, "Lateral Ventricular width")	(121401, DCM, "Derivation")=(R-41D41,SRT, "Measured")
NUCHAL FOLD THICK	(12146-7, LN, "Nuchal Fold thickness")	(121401, DCM, "Derivation")=(R-41D41,SRT, "Measured")
INTEROCULAR DISTANCE	(33070-4, LN, "Inner Orbital Diameter")	(121401, DCM, "Derivation")=(R-41D41,SRT, "Measured")
OUTER ORBITAL DIAM	(11629-3, LN, "Outer Orbital Diameter")	(121401, DCM, "Derivation")=(R-41D41,SRT, "Measured")
BIOPHYSICAL PROFILE		
FETAL BREATHING MOVEMENTS	(11632-7, LN, "Fetal Breathing")	== =

⁵⁰ The related percentiles and reference are not exported.

⁵¹ When neither the FETAL HEART RATE in the OBSERVATIONS pages has been filled, nor the FETAL HEART RATE acquired in Doppler mode has been measured, the FETAL HEART RATE acquired in M-Mode will be exported instead.

⁵² When present, it is contained in the Ob-Gyn Procedure Fetus Summary.

<i>ESAOTE MEASURE</i>	<i>BASE MEAS. CONCEPT NAME</i>	<i>CONCEPT OR ACQUISITION CONTEXT MODIFIERS</i>
FETAL BODY MOVEMENTS	(11631-9, LN, "Gross Body Movement")	== =
FETAL TONE	(11635-0, LN, "Fetal Tone")	== =
FETAL REACTIVITY	(11635-5, LN, "Fetal Heart Reactivity")	== =
QUALITATIVE AFV ASSESSMENT	(11630-1, LN, "Amniotic Fluid Volume")	== =
TOTAL	(11634-3, LN, "Biophysical Profile Sum Score")	== =
OBSERVATIONS		
CERVIX	(CN-02, ESAOTE_P1, "Cervix")	== =
FUNDUS	(CN-03, ESAOTE_P1, "Fundus")	== =
LEFT ADNEXA	(CN-04, ESAOTE_P1, "Left Adnexa")	== =
RIGHT ADNEXA	(CN-05, ESAOTE_P1, "Right Adnexa")	== =
PLACENTA GRADE	(CN-18, ESAOTE_P1, "Placenta Grade")	== =
PLACENTAL LOCATION H	(CN-19, ESAOTE_P1, "Placenta Location H")	== =
PLACENTAL LOCATION V	(CN-20, ESAOTE_P1, "Placenta Location V")	== =
HEAD	(CN-06, ESAOTE_P1, "Head")	== =
CORD INSERTION	(CN-07, ESAOTE_P1, "Cord Insertion")	== =
FETAL SPINE	(CN-08, ESAOTE_P1, "Spine")	== =
FETAL MASS⁵³		
FETAL MASS <n>	(CN-28,ESAOTE_P1,"Mass ID") = "FETALMASS<n>"	== =
LENGTH	(MN-33,ESAOTE_P1,"Fetal Mass Length")	== =
HEIGHT	(MN-35,ESAOTE_P1,"Fetal Mass Height")	== =
WIDTH	(MN-31,ESAOTE_P1,"Fetal Mass Width")	== =
VOL	(MN-29,ESAOTE_P1,"Fetal Mass Volume")	== =

**Table 92
OB-GYN SR MAPPING - GYNECOLOGY**

<i>ESAOTE MEASURE</i>	<i>BASE MEAS. CONCEPT NAME</i>	<i>CONCEPT OR ACQUISITION CONTEXT MODIFIERS</i>
UTERUS		
UTERUS VOLUME		

⁵³ Up to 4 can be present in the report, numbered from FETAL MASS 1 to FETAL MASS 4. In the following, <n> will be substituted by 1, 2, 3 or 4 according to the case. Note that these measurements are repeated for each fetus if more than one fetus is present.

<i>ESAOTE MEASURE</i>	<i>BASE MEAS. CONCEPT NAME</i>	<i>CONCEPT OR ACQUISITION CONTEXT MODIFIERS</i>
LENGTH	(11842-2, LN, "Uterus Length")	(121401, DCM, "Derivation")=(R-41D41, SRT, "Measured")
HEIGHT	(11859-6, LN, "Uterus Height")	(121401, DCM, "Derivation")=(R-41D41, SRT, "Measured")
WIDTH	(11865-3, LN, "Uterus Width")	(121401, DCM, "Derivation")=(R-41D41, SRT, "Measured")
UTERUS VOLUME	(33192-6, LN, "Uterus Volume")	(121401, DCM, "Derivation")=(R-41D2D, SRT, "Calculated")
UTERUS POSITION	(CN-25, ESAOTE_P1, "Uterus Position")	===
UTERUS VERSION	(CN-26, ESAOTE_P1, "Uterus Version")	===
ENDOMETRIUM		
ENDOMETRIUM	(12145-9, LN, "Endometrium Thickness")	(121401, DCM, "Derivation")=(R-41D41, SRT, "Measured")
CERVIX LENGTH		
CERVIX LENGTH	(11961-0, LN, "CervixLength")	(121401, DCM, "Derivation")=(R-41D41, SRT, "Measured")
UTERUS M		
FIBROMA 1 / 2 / 3 / 4⁵⁴		
FIBROMA <n>	(CN-28, ESAOTE_P1, "Mass ID") = "FIBROMA<n>"	===
LENGTH	(MN-16, ESAOTE_P1, "Fibroma Length")	===
HEIGHT	(MN-19, ESAOTE_P1, "Fibroma Height")	===
WIDTH	(MN-13, ESAOTE_P1, "Fibroma Width")	===
VOLUME	(MN-22, ESAOTE_P1, "Fibroma Volume")	===
MASS KIND	(CN-42, ESAOTE_P1, "Mass Kind")	===
CHARACTERISTICS	(CN-29, ESAOTE_P1, "Fibroma Characteristics")	===
SITE	(CN-30, ESAOTE_P1, "Fibroma Site")	===
L OVARY		
LENGTH	(11840-6, LN, "Left Ovary Length")	(121401, DCM, "Derivation")=(R-41D41, SRT, "Measured")
HEIGHT	(11857-0, LN, "Left Ovary Height")	(121401, DCM, "Derivation")=(R-41D41, SRT, "Measured")
WIDTH	(11829-9, LN, "Left Ovary Width")	(121401, DCM, "Derivation")=(R-41D41, SRT, "Measured")
L OVARY VOLUME	(12164-0, LN, "Left Ovary Volume")	(121401, DCM, "Derivation")=(R-41D2D, SRT, "Calculated")
L CORPUS LUTEUM	(CN-40, ESAOTE_P1, "Corpus Luteum Left Ovary")	===
L FOLLICLE <p> ⁵⁵	(12510, DCM, "Identifier") = "L_FOLLICLE<p>" (11793-7, SRT, "Follicle Diameter")	(G-C171, SRT, "Laterality")= (G-A101, SRT, "Left")
R OVARY		

⁵⁴ Up to 4 can be present in the report, numbered from FIBROMA 1 to FIBROMA 4. In the following, <n> will be substituted by 1, 2, 3 or 4 according to the case.

⁵⁵ Up to 14 can be present in the report, identified from A to N. In these measures, <p> will be substituted by A, B, ..., N.

<i>ESAOTE MEASURE</i>	<i>BASE MEAS. CONCEPT NAME</i>	<i>CONCEPT OR ACQUISITION CONTEXT MODIFIERS</i>
LENGTH	(11841-4, LN, "Right Ovary Length")	(121401, DCM, "Derivation")=(R-41D41, SRT, "Measured")
HEIGHT	(11858-8, LN, "Right Ovary Height")	(121401, DCM, "Derivation")=(R-41D41, SRT, "Measured")
WIDTH	(11830-7, LN, "Right Ovary Width")	(121401, DCM, "Derivation")=(R-41D41, SRT, "Measured")
R OVARY VOLUME	(12165-7, LN, "Right Ovary Volume")	(121401, DCM, "Derivation")=(R-41D2D, SRT, "Calculated")
R CORPUS LUTEUM	(CN-41, ESAOTE_P1, "Corpus Luteum Right Ovary")	== =
R FOLLICLE <p> ⁵⁶	(12510, DCM, "Identifier") = "R_FOLLICLE<p>" (11793-7, SRT, "Follicle Diameter")	(G-C171, SRT, "Laterality")= (G-A100, SRT, "Right")
L OVARY MASS 1 / 2 / 3 / 4 ⁵⁷		
L MASS <n>	(CN-28, ESAOTE_P1, "Mass ID") = "MASS<n>L"	== =
LENGTH	(MN-17, ESAOTE_P1, "Left Ovary Mass Length")	== =
HEIGHT	(MN-20, ESAOTE_P1, "Left Ovary Mass Height")	== =
WIDTH	(MN-14, ESAOTE_P1, "Left Ovary Mass Width")	== =
VOLUME	(MN-23, ESAOTE_P1, "Left Ovary Mass Volume")	== =
CHARACTERISTICS	(CN-31, ESAOTE_P1, "Ovary Mass Characteristics")	== =
R OVARY MASS 1 / 2 / 3 / 4 ⁵⁸		
R MASS <n>	(CN-28, ESAOTE_P1, "Mass ID") = "MASS<n>R"	== =
LENGTH	(MN-18, ESAOTE_P1, "Right Ovary Mass Length")	== =
HEIGHT	(MN-21, ESAOTE_P1, "Right Ovary Mass Height")	== =
WIDTH	(MN-15, ESAOTE_P1, "Right Ovary Mass Width")	== =
VOLUME	(MN-24, ESAOTE_P1, "Right Ovary Mass Volume")	== =
CHARACTERISTICS	(CN-31, ESAOTE_P1, "Ovary Mass Characteristics")	== =

**Table 93
OB-GYN SR MAPPING – OB-GYN DOPPLER**

<i>ESAOTE MEASURE</i>	<i>BASE MEAS. CONCEPT NAME</i>	<i>SECTION</i>	<i>CONCEPT OR ACQUISITION CONTEXT MODIFIERS</i>
DOPPLER			

⁵⁶ Up to 14 can be present in the report, identified from A to N. In these measures, <p> will be substituted by A, B, ..., N.

⁵⁷ Up to 4 can be present in the report, numbered from L OVARY MASS 1 to L OVARY MASS 4. In the following, <n> will be substituted by 1, 2, 3 or 4 according to the case.

⁵⁸ Up to 4 can be present in the report, numbered from R OVARY MASS 1 to R OVARY MASS 4. In the following, <n> will be substituted by 1, 2, 3 or 4 according to the case.

ESAOTE MEASURE	BASE MEAS. CONCEPT NAME	SECTION	CONCEPT OR ACQUISITION CONTEXT MODIFIERS
MIDDLE CEREBRAL ART			
MCA FVI	(20354-7, LN, "Velocity Time Integral")	(T-45600, SRT, "Middle Cerebral Artery")	(G-C171, SRT, "Laterality")=(G-A103, SRT, "Unilateral") (121401, DCM, "Derivation")=(R-41D2D, SRT, "Calculated")
MCA PEAK VELOCITY	(11726-7, LN, "Peak Systolic Velocity")	(T-45600, SRT, "Middle Cerebral Artery")	(G-C171, SRT, "Laterality")=(G-A103, SRT, "Unilateral") (121401, DCM, "Derivation")=(R-41D41, SRT, "Measured")
MCA ENDDIAST VEL	(11653-3, LN, "End Diastolic Velocity")	(T-45600, SRT, "Middle Cerebral Artery")	(G-C171, SRT, "Laterality")=(G-A103, SRT, "Unilateral") (121401, DCM, "Derivation")=(R-41D41, SRT, "Measured")
MCA MEAN VELOCITY	(20352-1, LN, "Time averaged mean velocity")	(T-45600, SRT, "Middle Cerebral Artery")	(G-C171, SRT, "Laterality")=(G-A103, SRT, "Unilateral") (121401, DCM, "Derivation")=(R-41D2D, SRT, "Calculated")
HEART BEAT (MCA)	(EV-84, ESAOTE_P1, "Heart Beat")	(T-45600, SRT, "Middle Cerebral Artery")	(G-C171, SRT, "Laterality")=(G-A103, SRT, "Unilateral") (121401, DCM, "Derivation")=(R-41D2D, SRT, "Calculated")
MCA PULSATILITY IDX	(12008-9, LN, "Pulsatility Index")	(T-45600, SRT, "Middle Cerebral Artery")	(G-C171, SRT, "Laterality")=(G-A103, SRT, "Unilateral") (121401, DCM, "Derivation")=(R-41D2D, SRT, "Calculated")
MCA RESISTIVE IDX	(12023-8, LN, "Resistivity Index")	(T-45600, SRT, "Middle Cerebral Artery")	(G-C171, SRT, "Laterality")=(G-A103, SRT, "Unilateral") (121401, DCM, "Derivation")=(R-41D2D, SRT, "Calculated")
MCA SYSVEL/DIASTV EL	(12144-2, LN, "Systolic to Diastolic Velocity Ratio")	(T-45600, SRT, "Middle Cerebral Artery")	(G-C171, SRT, "Laterality")=(G-A103, SRT, "Unilateral") (121401, DCM, "Derivation")=(R-41D2D, SRT, "Calculated")
UMBILICAL ARTERY ⁵⁹			
UMB FVI	(20354-7, LN, "Velocity Time Integral")	(T-F1810, SRT, "Umbilical Artery")	(G-C171, SRT, "Laterality")=(G-A103, SRT, "Unilateral") (121401, DCM, "Derivation")=(R-41D2D, SRT, "Calculated")
UMB PEAK VELOCITY	(11726-7, LN, "Peak Systolic Velocity")	(T-F1810, SRT, "Umbilical Artery")	(G-C171, SRT, "Laterality")=(G-A103, SRT, "Unilateral") (121401, DCM, "Derivation")=(R-41D41, SRT, "Measured")
UMB ENDDIAST VEL	(11653-3, LN, "End Diastolic Velocity")	(T-F1810, SRT, "Umbilical Artery")	(G-C171, SRT, "Laterality")=(G-A103, SRT, "Unilateral") (121401, DCM, "Derivation")=(R-41D41, SRT, "Measured")
UMB MEAN VELOCITY	(20352-1, LN, "Time averaged mean velocity")	(T-F1810, SRT, "Umbilical Artery")	(G-C171, SRT, "Laterality")=(G-A103, SRT, "Unilateral") (121401, DCM, "Derivation")=(R-41D2D, SRT, "Calculated")
HEART BEAT (UMB)	(EV-84, ESAOTE_P1, "Heart Beat")	(T-F1810, SRT, "Umbilical Artery")	(G-C171, SRT, "Laterality")=(G-A103, SRT, "Unilateral") (121401, DCM, "Derivation")=(R-41D2D, SRT, "Calculated")
UMB PULSATILITY IDX	(12008-9, LN, "Pulsatility Index")	(T-F1810, SRT, "Umbilical Artery")	(G-C171, SRT, "Laterality")=(G-A103, SRT, "Unilateral") (121401, DCM, "Derivation")=(R-41D2D, SRT, "Calculated")
UMB RESISTIVE IDX	(12023-8, LN, "Resistivity Index")	(T-F1810, SRT, "Umbilical Artery")	(G-C171, SRT, "Laterality")=(G-A103, SRT, "Unilateral") (121401, DCM, "Derivation")=(R-41D2D, SRT, "Calculated")
UMB SYSVEL/DIASTV EL	(12144-2, LN, "Systolic to Diastolic Velocity Ratio")	(T-F1810, SRT, "Umbilical Artery")	(G-C171, SRT, "Laterality")=(G-A103, SRT, "Unilateral") (121401, DCM, "Derivation")=(R-41D2D, SRT, "Calculated")
AORTA			
AORTIC FVI	(20354-7, LN, "Velocity Time Integral")	(T-42000, SRT, "Aorta")	(G-C171, SRT, "Laterality")=(G-A103, SRT, "Unilateral") (121401, DCM, "Derivation")=(R-41D2D, SRT, "Calculated")

⁵⁹ The Umbilical Artery measurements will belong to the Embryonic Vascular Structure instead of the Pelvic Vascular Structure, because they belong to each fetus and not to the mother (as envisioned by TID 5000).

<i>ESAOTE MEASURE</i>	<i>BASE MEAS. CONCEPT NAME</i>	<i>SECTION</i>	<i>CONCEPT OR ACQUISITION CONTEXT MODIFIERS</i>
AORTIC PEAK VELOCITY	(11726-7, LN, "Peak Systolic Velocity")	(T-42000, SRT, "Aorta")	(G-C171, SRT, "Laterality")=(G-A103, SRT, "Unilateral") (121401, DCM, "Derivation")=(R-41D41, SRT, "Measured")
AORTIC ENDDIAST VEL	(11653-3, LN, "End Diastolic Velocity")	(T-42000, SRT, "Aorta")	(G-C171, SRT, "Laterality")=(G-A103, SRT, "Unilateral") (121401, DCM, "Derivation")=(R-41D41, SRT, "Measured")
AORTIC MEAN VELOCITY	(20352-1, LN, "Time averaged mean velocity")	(T-42000, SRT, "Aorta")	(G-C171, SRT, "Laterality")=(G-A103, SRT, "Unilateral") (121401, DCM, "Derivation")=(R-41D2D, SRT, "Calculated")
HEART BEAT (AORTA)	(EV-84, ESAOTE_P1, "Heart Beat")	(T-42000, SRT, "Aorta")	(G-C171, SRT, "Laterality")=(G-A103, SRT, "Unilateral") (121401, DCM, "Derivation")=(R-41D2D, SRT, "Calculated")
AO PULSATILITY IDX	(12008-9, LN, "Pulsatility Index")	(T-42000, SRT, "Aorta")	(G-C171, SRT, "Laterality")=(G-A103, SRT, "Unilateral") (121401, DCM, "Derivation")=(R-41D2D, SRT, "Calculated")
AORTIC RESISTIVE IDX	(12023-8, LN, "Resistivity Index")	(T-42000, SRT, "Aorta")	(G-C171, SRT, "Laterality")=(G-A103, SRT, "Unilateral") (121401, DCM, "Derivation")=(R-41D2D, SRT, "Calculated")
AO SYS VEL/DIAST VEL	(12144-2, LN, "Systolic to Diastolic Velocity Ratio")	(T-42000, SRT, "Aorta")	(G-C171, SRT, "Laterality")=(G-A103, SRT, "Unilateral") (121401, DCM, "Derivation")=(R-41D2D, SRT, "Calculated")
TRICUSPID			
TRICUSPID FVI	(20354-7, LN, "Velocity Time Integral")	(T-35100, SRT, "Tricuspid Valve")	(G-C171, SRT, "Laterality")=(G-A103, SRT, "Unilateral") (121401, DCM, "Derivation")=(R-41D2D, SRT, "Calculated")
TRICUSP PEAK VELOC	(11726-7, LN, "Peak Systolic Velocity")	(T-35100, SRT, "Tricuspid Valve")	(G-C171, SRT, "Laterality")=(G-A103, SRT, "Unilateral") (121401, DCM, "Derivation")=(R-41D41, SRT, "Measured")
TRICUSP ENDDIAS VEL	(11653-3, LN, "End Diastolic Velocity")	(T-35100, SRT, "Tricuspid Valve")	(G-C171, SRT, "Laterality")=(G-A103, SRT, "Unilateral") (121401, DCM, "Derivation")=(R-41D41, SRT, "Measured")
TRIC MEAN VELOCITY	(20352-1, LN, "Time averaged mean velocity")	(T-35100, SRT, "Tricuspid Valve")	(G-C171, SRT, "Laterality")=(G-A103, SRT, "Unilateral") (121401, DCM, "Derivation")=(R-41D2D, SRT, "Calculated")
HEART BEAT (TRICUSP)	(EV-84, ESAOTE_P1, "Heart Beat")	(T-35100, SRT, "Tricuspid Valve")	(G-C171, SRT, "Laterality")=(G-A103, SRT, "Unilateral") (121401, DCM, "Derivation")=(R-41D2D, SRT, "Calculated")
TRIC PULSATILITY IDX	(12008-9, LN, "Pulsatility Index")	(T-35100, SRT, "Tricuspid Valve")	(G-C171, SRT, "Laterality")=(G-A103, SRT, "Unilateral") (121401, DCM, "Derivation")=(R-41D2D, SRT, "Calculated")
TRIC RESISTIVE IDX	(12023-8, LN, "Resistivity Index")	(T-35100, SRT, "Tricuspid Valve")	(G-C171, SRT, "Laterality")=(G-A103, SRT, "Unilateral") (121401, DCM, "Derivation")=(R-41D2D, SRT, "Calculated")
TR SYS VEL/DIAST VEL	(12144-2, LN, "Systolic to Diastolic Velocity Ratio")	(T-35100, SRT, "Tricuspid Valve")	(G-C171, SRT, "Laterality")=(G-A103, SRT, "Unilateral") (121401, DCM, "Derivation")=(R-41D2D, SRT, "Calculated")
MITRAL			
MITRAL FVI	(20354-7, LN, "Velocity Time Integral")	(T-35300, SRT, "Mitral Valve")	(G-C171, SRT, "Laterality")=(G-A103, SRT, "Unilateral") (121401, DCM, "Derivation")=(R-41D2D, SRT, "Calculated")
MITRAL PEAK VELOCITY	(11726-7, LN, "Peak Systolic Velocity")	(T-35300, SRT, "Mitral Valve")	(G-C171, SRT, "Laterality")=(G-A103, SRT, "Unilateral") (121401, DCM, "Derivation")=(R-41D41, SRT, "Measured")
MITRAL ENDDIAST VEL	(11653-3, LN, "End Diastolic Velocity")	(T-35300, SRT, "Mitral Valve")	(G-C171, SRT, "Laterality")=(G-A103, SRT, "Unilateral") (121401, DCM, "Derivation")=(R-41D41, SRT, "Measured")
MITRAL MEAN VELOCITY	(20352-1, LN, "Time averaged mean velocity")	(T-35300, SRT, "Mitral Valve")	(G-C171, SRT, "Laterality")=(G-A103, SRT, "Unilateral") (121401, DCM, "Derivation")=(R-41D2D, SRT, "Calculated")
HEART BEAT (MITRAL)	(EV-84, ESAOTE_P1, "Heart Beat")	(T-35300, SRT, "Mitral Valve")	(G-C171, SRT, "Laterality")=(G-A103, SRT, "Unilateral") (121401, DCM, "Derivation")=(R-41D2D, SRT, "Calculated")

<i>ESAOTE MEASURE</i>	<i>BASE MEAS. CONCEPT NAME</i>	<i>SECTION</i>	<i>CONCEPT OR ACQUISITION CONTEXT MODIFIERS</i>
MITR PULSATILITY IDX	(12008-9, LN, "Pulsatility Index")	(T-35300, SRT, "Mitral Valve")	(G-C171, SRT, "Laterality")=(G-A103, SRT, "Unilateral") (121401, DCM, "Derivation")=(R-41D2D, SRT, "Calculated")
MITRAL RESISTIVE IDX	(12023-8, LN, "Resistivity Index")	(T-35300, SRT, "Mitral Valve")	(G-C171, SRT, "Laterality")=(G-A103, SRT, "Unilateral") (121401, DCM, "Derivation")=(R-41D2D, SRT, "Calculated")
MITR SYSVEL/DIASTV EL	(12144-2, LN, "Systolic to Diastolic Velocity Ratio")	(T-35300, SRT, "Mitral Valve")	(G-C171, SRT, "Laterality")=(G-A103, SRT, "Unilateral") (121401, DCM, "Derivation")=(R-41D2D, SRT, "Calculated")
PULMONARY ARTERY			
PULMONIC FVI	(20354-7, LN, "Velocity Time Integral")	(T-44000, SRT, "Pulmonary Artery")	(G-C171, SRT, "Laterality")=(G-A103, SRT, "Unilateral") (121401, DCM, "Derivation")=(R-41D2D, SRT, "Calculated")
PULM PEAK VELOCITY	(11726-7, LN, "Peak Systolic Velocity")	(T-44000, SRT, "Pulmonary Artery")	(G-C171, SRT, "Laterality")=(G-A103, SRT, "Unilateral") (121401, DCM, "Derivation")=(R-41D41, SRT, "Measured")
PULM ENDDIAST VEL	(11653-3, LN, "End Diastolic Velocity")	(T-44000, SRT, "Pulmonary Artery")	(G-C171, SRT, "Laterality")=(G-A103, SRT, "Unilateral") (121401, DCM, "Derivation")=(R-41D41, SRT, "Measured")
PULM MEAN VELOCITY	(20352-1, LN, "Time averaged mean velocity")	(T-44000, SRT, "Pulmonary Artery")	(G-C171, SRT, "Laterality")=(G-A103, SRT, "Unilateral") (121401, DCM, "Derivation")=(R-41D2D, SRT, "Calculated")
HEART BEAT (PULM)	(EV-84, ESAOTE_P1, "Heart Beat")	(T-44000, SRT, "Pulmonary Artery")	(G-C171, SRT, "Laterality")=(G-A103, SRT, "Unilateral") (121401, DCM, "Derivation")=(R-41D2D, SRT, "Calculated")
PULM PULSATILITY IDX	(12008-9, LN, "Pulsatility Index")	(T-44000, SRT, "Pulmonary Artery")	(G-C171, SRT, "Laterality")=(G-A103, SRT, "Unilateral") (121401, DCM, "Derivation")=(R-41D2D, SRT, "Calculated")
PULM RESISTIVE IDX	(12023-8, LN, "Resistivity Index")	(T-44000, SRT, "Pulmonary Artery")	(G-C171, SRT, "Laterality")=(G-A103, SRT, "Unilateral") (121401, DCM, "Derivation")=(R-41D2D, SRT, "Calculated")
PULM SYSVEL/DIASTV EL	(12144-2, LN, "Systolic to Diastolic Velocity Ratio")	(T-44000, SRT, "Pulmonary Artery")	(G-C171, SRT, "Laterality")=(G-A103, SRT, "Unilateral") (121401, DCM, "Derivation")=(R-41D2D, SRT, "Calculated")
R RENAL ARTERY			
R RA FVI	(20354-7, LN, "Velocity Time Integral")	(T-46600, SRT, "Renal Artery")	(G-C171, SRT, "Laterality")=(G-A100, SRT, "Right") (121401, DCM, "Derivation")=(R-41D2D, SRT, "Calculated")
R RA PEAK VELOCITY	(11726-7, LN, "Peak Systolic Velocity")	(T-46600, SRT, "Renal Artery")	(G-C171, SRT, "Laterality")=(G-A100, SRT, "Right") (121401, DCM, "Derivation")=(R-41D41, SRT, "Measured")
R RA ENDDIAST VEL	(11653-3, LN, "End Diastolic Velocity")	(T-46600, SRT, "Renal Artery")	(G-C171, SRT, "Laterality")=(G-A100, SRT, "Right") (121401, DCM, "Derivation")=(R-41D41, SRT, "Measured")
R RA MEAN VELOCITY	(20352-1, LN, "Time averaged mean velocity")	(T-46600, SRT, "Renal Artery")	(G-C171, SRT, "Laterality")=(G-A100, SRT, "Right") (121401, DCM, "Derivation")=(R-41D2D, SRT, "Calculated")
HEART BEAT (R RA)	(EV-84, ESAOTE_P1, "Heart Beat")	(T-46600, SRT, "Renal Artery")	(G-C171, SRT, "Laterality")=(G-A100, SRT, "Right") (121401, DCM, "Derivation")=(R-41D2D, SRT, "Calculated")
R RA PULSATILITY IDX	(12008-9, LN, "Pulsatility Index")	(T-46600, SRT, "Renal Artery")	(G-C171, SRT, "Laterality")=(G-A100, SRT, "Right") (121401, DCM, "Derivation")=(R-41D2D, SRT, "Calculated")
R RA RESISTIVE IDX	(12023-8, LN, "Resistivity Index")	(T-46600, SRT, "Renal Artery")	(G-C171, SRT, "Laterality")=(G-A100, SRT, "Right") (121401, DCM, "Derivation")=(R-41D2D, SRT, "Calculated")
R RA SYSVEL/DIASTV EL	(12144-2, LN, "Systolic to Diastolic Velocity Ratio")	(T-46600, SRT, "Renal Artery")	(G-C171, SRT, "Laterality")=(G-A100, SRT, "Right") (121401, DCM, "Derivation")=(R-41D2D, SRT, "Calculated")

ESAOTE MEASURE	BASE MEAS. CONCEPT NAME	SECTION	CONCEPT OR ACQUISITION CONTEXT MODIFIERS
L RENAL ARTERY			
L RA FVI	(20354-7, LN, "Velocity Time Integral")	(T-46600, SRT, "Renal Artery")	(G-C171, SRT, "Laterality")=(G-A101, SRT, "Left") (121401, DCM, "Derivation")=(R-41D2D, SRT, "Calculated")
L RA PEAK VELOCITY	(11726-7, LN, "Peak Systolic Velocity")	(T-46600, SRT, "Renal Artery")	(G-C171, SRT, "Laterality")=(G-A101, SRT, "Left") (121401, DCM, "Derivation")=(R-41D41, SRT, "Measured")
L RA ENDDIAST VEL	(11653-3, LN, "End Diastolic Velocity")	(T-46600, SRT, "Renal Artery")	(G-C171, SRT, "Laterality")=(G-A101, SRT, "Left") (121401, DCM, "Derivation")=(R-41D41, SRT, "Measured")
L RA MEAN VELOCITY	(20352-1, LN, "Time averaged mean velocity")	(T-46600, SRT, "Renal Artery")	(G-C171, SRT, "Laterality")=(G-A101, SRT, "Left") (121401, DCM, "Derivation")=(R-41D2D, SRT, "Calculated")
HEART BEAT (L RA)	(EV-84, ESAOTE_P1, "Heart Beat")	(T-46600, SRT, "Renal Artery")	(G-C171, SRT, "Laterality")=(G-A101, SRT, "Left") (121401, DCM, "Derivation")=(R-41D2D, SRT, "Calculated")
L RA PULSATILITY IDX	(12008-9, LN, "Pulsatility Index")	(T-46600, SRT, "Renal Artery")	(G-C171, SRT, "Laterality")=(G-A101, SRT, "Left") (121401, DCM, "Derivation")=(R-41D2D, SRT, "Calculated")
L RA RESISTIVE IDX	(12023-8, LN, "Resistivity Index")	(T-46600, SRT, "Renal Artery")	(G-C171, SRT, "Laterality")=(G-A101, SRT, "Left") (121401, DCM, "Derivation")=(R-41D2D, SRT, "Calculated")
L RA SYSVEL/DIASTV EL	(12144-2, LN, "Systolic to Diastolic Velocity Ratio")	(T-46600, SRT, "Renal Artery")	(G-C171, SRT, "Laterality")=(G-A101, SRT, "Left") (121401, DCM, "Derivation")=(R-41D2D, SRT, "Calculated")
FETAL HEART RATE			
FETAL HEART RATE (3) ⁶⁰	(11948-7, LN, "Fetal Heart Rate")	===	=== ⁶¹
DOPPL-MOT			
L UTERINE ARTERY			
L UA FVI	(20354-7, LN, "Velocity Time Integral")	(T-46820, SRT, "Uterine Artery")	(G-C171, SRT, "Laterality")=(G-A101, SRT, "Left") (121401, DCM, "Derivation")=(R-41D2D, SRT, "Calculated")
L UA PEAK VELOCITY	(11726-7, LN, "Peak Systolic Velocity")	(T-46820, SRT, "Uterine Artery")	(G-C171, SRT, "Laterality")=(G-A101, SRT, "Left") (121401, DCM, "Derivation")=(R-41D41, SRT, "Measured")
L UA ENDDIAST VEL	(11653-3, LN, "End Diastolic Velocity")	(T-46820, SRT, "Uterine Artery")	(G-C171, SRT, "Laterality")=(G-A101, SRT, "Left") (121401, DCM, "Derivation")=(R-41D41, SRT, "Measured")
L UA MEAN VELOCITY	(20352-1, LN, "Time averaged mean velocity")	(T-46820, SRT, "Uterine Artery")	(G-C171, SRT, "Laterality")=(G-A101, SRT, "Left") (121401, DCM, "Derivation")=(R-41D2D, SRT, "Calculated")
L UA PULSATILITY IDX	(12008-9, LN, "Pulsatility Index")	(T-46820, SRT, "Uterine Artery")	(G-C171, SRT, "Laterality")=(G-A101, SRT, "Left") (121401, DCM, "Derivation")=(R-41D2D, SRT, "Calculated")
L UA RESISTIVE IDX	(12023-8, LN, "Resistivity Index")	(T-46820, SRT, "Uterine Artery")	(G-C171, SRT, "Laterality")=(G-A101, SRT, "Left") (121401, DCM, "Derivation")=(R-41D2D, SRT, "Calculated")
L UA SYSVEL/DIASTV EL	(12144-2, LN, "Systolic to Diastolic Velocity Ratio")	(T-46820, SRT, "Uterine Artery")	(G-C171, SRT, "Laterality")=(G-A101, SRT, "Left") (121401, DCM, "Derivation")=(R-41D2D, SRT, "Calculated")
R UTERINE ARTERY			
R UA FVI	(20354-7, LN,	(T-46820, SRT,	(G-C171, SRT, "Laterality")=(G-A100, SRT, "Right")

⁶⁰ When the FETAL HEART RATE in the OBSERVATIONS pages has not been filled, the FETAL HEART RATE acquired in Doppler will be exported instead.

⁶¹ When present, it is contained in the Ob-Gyn Procedure Fetus Summary.

ESAOTE MEASURE	BASE MEAS. CONCEPT NAME	SECTION	CONCEPT OR ACQUISITION CONTEXT MODIFIERS
	"Velocity Time Integral")	"Uterine Artery")	(121401, DCM, "Derivation")=(R-41D2D,SRT, "Calculated")
R UA PEAK VELOCITY	(11726-7,LN, "Peak Systolic Velocity")	(T-46820,SRT, "Uterine Artery")	(G-C171, SRT, "Laterality")=(G-A100,SRT, "Right") (121401, DCM, "Derivation")=(R-41D41,SRT, "Measured")
R UA ENDDIAST VEL	(11653-3,LN, "End Diastolic Velocity")	(T-46820,SRT, "Uterine Artery")	(G-C171, SRT, "Laterality")=(G-A100,SRT, "Right") (121401, DCM, "Derivation")=(R-41D41,SRT, "Measured")
R UA MEAN VELOCITY	(20352-1,LN, "Time averaged mean velocity")	(T-46820,SRT, "Uterine Artery")	(G-C171, SRT, "Laterality")=(G-A100,SRT, "Right") (121401, DCM, "Derivation")=(R-41D2D,SRT, "Calculated")
R UA PULSATILITY IDX	(12008-9,LN, "Pulsatility Index")	(T-46820,SRT, "Uterine Artery")	(G-C171, SRT, "Laterality")=(G-A100,SRT, "Right") (121401, DCM, "Derivation")=(R-41D2D,SRT, "Calculated")
R UA RESISTIVE IDX	(12023-8,LN, "Resistivity Index")	(T-46820,SRT, "Uterine Artery")	(G-C171, SRT, "Laterality")=(G-A100,SRT, "Right") (121401, DCM, "Derivation")=(R-41D2D,SRT, "Calculated")
R UA SYSVEL/DIASTV EL	(12144-2,LN, "Systolic to Diastolic Velocity Ratio")	(T-46820,SRT, "Uterine Artery")	(G-C171, SRT, "Laterality")=(G-A100,SRT, "Right") (121401, DCM, "Derivation")=(R-41D2D,SRT, "Calculated")
L OVARY ARTERY			
L OA FVI	(20354-7,LN, "Velocity Time Integral")	(T-46980,SRT, "Ovarian Artery")	(G-C171, SRT, "Laterality")=(G-A101,SRT, "Left") (121401, DCM, "Derivation")=(R-41D2D,SRT, "Calculated")
L OA PEAK VELOCITY	(11726-7,LN, "Peak Systolic Velocity")	(T-46980,SRT, "Ovarian Artery")	(G-C171, SRT, "Laterality")=(G-A101,SRT, "Left") (121401, DCM, "Derivation")=(R-41D41,SRT, "Measured")
L OA ENDDIAST VEL	(11653-3,LN, "End Diastolic Velocity")	(T-46980,SRT, "Ovarian Artery")	(G-C171, SRT, "Laterality")=(G-A101,SRT, "Left") (121401, DCM, "Derivation")=(R-41D41,SRT, "Measured")
L OA MEAN VELOCITY	(20352-1,LN, "Time averaged mean velocity")	(T-46980,SRT, "Ovarian Artery")	(G-C171, SRT, "Laterality")=(G-A101,SRT, "Left") (121401, DCM, "Derivation")=(R-41D2D,SRT, "Calculated")
L OA PULSATILITY IDX	(12008-9,LN, "Pulsatility Index")	(T-46980,SRT, "Ovarian Artery")	(G-C171, SRT, "Laterality")=(G-A101,SRT, "Left") (121401, DCM, "Derivation")=(R-41D2D,SRT, "Calculated")
L OA RESISTIVE IDX	(12023-8,LN, "Resistivity Index")	(T-46980,SRT, "Ovarian Artery")	(G-C171, SRT, "Laterality")=(G-A101,SRT, "Left") (121401, DCM, "Derivation")=(R-41D2D,SRT, "Calculated")
L OA SYSVEL/DIASTV EL	(12144-2,LN, "Systolic to Diastolic Velocity Ratio")	(T-46980,SRT, "Ovarian Artery")	(G-C171, SRT, "Laterality")=(G-A101,SRT, "Left") (121401, DCM, "Derivation")=(R-41D2D,SRT, "Calculated")
R OVARY ARTERY			
R OA FVI	(20354-7,LN, "Velocity Time Integral")	(T-46980,SRT, "Ovarian Artery")	(G-C171, SRT, "Laterality")=(G-A100,SRT, "Right") (121401, DCM, "Derivation")=(R-41D2D,SRT, "Calculated")
R OA PEAK VELOCITY	(11726-7,LN, "Peak Systolic Velocity")	(T-46980,SRT, "Ovarian Artery")	(G-C171, SRT, "Laterality")=(G-A100,SRT, "Right") (121401, DCM, "Derivation")=(R-41D41,SRT, "Measured")
R OA ENDDIAST VEL	(11653-3,LN, "End Diastolic Velocity")	(T-46980,SRT, "Ovarian Artery")	(G-C171, SRT, "Laterality")=(G-A100,SRT, "Right") (121401, DCM, "Derivation")=(R-41D41,SRT, "Measured")
R OA MEAN VELOCITY	(20352-1,LN, "Time averaged mean velocity")	(T-46980,SRT, "Ovarian Artery")	(G-C171, SRT, "Laterality")=(G-A100,SRT, "Right") (121401, DCM, "Derivation")=(R-41D2D,SRT, "Calculated")
R OA PULSATILITY IDX	(12008-9,LN, "Pulsatility Index")	(T-46980,SRT, "Ovarian Artery")	(G-C171, SRT, "Laterality")=(G-A100,SRT, "Right") (121401, DCM, "Derivation")=(R-41D2D,SRT, "Calculated")
R OA RESISTIVE IDX	(12023-8,LN, "Resistivity Index")	(T-46980,SRT, "Ovarian Artery")	(G-C171, SRT, "Laterality")=(G-A100,SRT, "Right") (121401, DCM, "Derivation")=(R-41D2D,SRT, "Calculated")
R OA SYSVEL/DIASTV EL	(12144-2,LN, "Systolic to Diastolic Velocity Ratio")	(T-46980,SRT, "Ovarian Artery")	(G-C171, SRT, "Laterality")=(G-A100,SRT, "Right") (121401, DCM, "Derivation")=(R-41D2D,SRT, "Calculated")

<i>ESAOTE MEASURE</i>	<i>BASE MEAS. CONCEPT NAME</i>	<i>SECTION</i>	<i>CONCEPT OR ACQUISITION CONTEXT MODIFIERS</i>
	Ratio")		

Some of the obstetric measures (gestational age and growth) are calculated from other measures, according to a given equation or table, that can be chosen in the configuration of the MyLab. The following table shows the relationship between the selected equation or table and its encoding in the OB-GYN SR objects.

Table 94
OB-GYN SR MAPPING – EQUATIONS / TABLES

ESAOTE MEASURE	REFERENCE	EQUATION OR TABLE	EQUATION OR TABLE NAME
GESTATIONAL AGE			
ABDOMINAL CIRCUMF	HADLOCK84	(121420,DCM, "Equation")	(11892-7,LN, "AC, Hadlock 1984")
	HANSMANN	(121424,DCM, "Table of Values")	(33073-8,LN, "AC, Hansmann 1985")
	JSUM 2001	(121424,DCM, "Table of Values")	(EV-24,ESAOTE_P1, "AC, JSUM 2001")
	NICOLAIDES	(121424,DCM, "Table of Values")	(EV-22,ESAOTE_P1, "AC, Nicolaidides 1993")
	TODAI 96	(121424,DCM, "Table of Values")	(33076-1,LN, "AC, Shinozuka 1996")
ANT-POST ABD DIAM	ERIKSEN85	(121424,DCM, "Table of Values")	(EV-109,ESAOTE_P1, "APAD, Eriksen 1985")
APTD X TTD	TODAI 96	(121424,DCM, "Table of Values")	(33078-7,LN, "AxT, Shinozuka 1996")
BIPARIETAL DIAMETER	BESSIS	(121424,DCM, "Table of Values")	(EV-110,ESAOTE_P1, "BPD, Bessis")
	CAMPBELL	(121424,DCM, "Table of Values")	(EV-26,ESAOTE_P1, "BPD, Campbell 1991")
	HADLOCK82	(121424,DCM, "Table of Values")	(11901-6,LN, "BPDa, Hadlock 1982")
	HADLOCK84	(121420,DCM, "Equation")	(11902-4,LN, "BPD, Hadlock 1984")
	HANSMANN	(121420,DCM, "Equation")	(11903-2,LN, "BPD, Hansmann 1985")
	JEANTY84	(121420,DCM, "Equation")	(11905-7,LN, "BPD, Jeanty 1984")
	JSUM 2001	(121424,DCM, "Table of Values")	(EV-29,ESAOTE_P1, "BPD, JSUM")
	NICOLAIDES	(121424,DCM, "Table of Values")	(EV-28,ESAOTE_P1, "BPD, Nicolaidides")
	OSAKA U	(121424,DCM, "Table of Values")	(33082-9,LN, "BPD, Osaka 1989")
	REMPEN	(121424,DCM, "Table of Values")	(33083-7,LN, "BPD, Rempen 1991")
	TODAI 96	(121424,DCM, "Table of Values")	(33084-5,LN, "BPD, Shinozuka 1996")
CROWN-RUMP LENGTH	HADLOCK	(121420,DCM, "Equation")	(11910-7,LN, "CRL, Hadlock 1992")
	HANSMANN85	(121424,DCM, "Table of Values")	(11911-5,LN, "CRL, Hansmann 1985")
	JEANTY84	(121420,DCM, "Equation")	(11917-2,LN, "CRL, Jeanty 1984")
	JSUM 2001	(121424,DCM, "Table of Values")	(EV-31,ESAOTE_P1, "CRL, JSUM")
	OSAKA U	(121424,DCM, "Table of Values")	(EV-30,ESAOTE_P1, "CRL, OsakaU 1983")
	REMPEN	(121424,DCM, "Table of Values")	(33094-4,LN, "CRL, Rempen 1991")
	TODAI	(121424,DCM, "Table of Values")	(33095-1,LN, "CRL, Shinozuka 1996")
FEMUR LENGTH	BESSIS	(121424,DCM, "Table of Values")	(EV-111,ESAOTE_P1, "FL, Bessis")
	CAMPBELL	(121420,DCM, "Equation")	(EV-37,ESAOTE_P1, "FL, Campbell")
	HADLOCK84	(121420,DCM, "Equation")	(11920-6,LN, "FL, Hadlock 1984")
	HANSMANN85	(121420,DCM, "Equation")	(11921-4,LN, "FL, Hansmann 1985")
	JEANTY84	(121424,DCM, "Table of Values")	(11923-0,LN, "FL, Jeanty 1984")
	JSUM 2001	(121424,DCM, "Table of Values")	(EV-39,ESAOTE_P1, "FL, JSUM 2001")
	MERZ_88	(121424,DCM, "Table of Values")	(33542-2,LN, "FL, Merz 1988")
	OBRIEN81	(121420,DCM, "Equation")	(EV-33,ESAOTE_P1, "FL, OBrien 1981")

<i>ESAOTE MEASURE</i>	<i>REFERENCE</i>	<i>EQUATION OR TABLE</i>	<i>EQUATION OR TABLE NAME</i>
	OSAKA U	(121424,DCM, "Table of Values")	(EV-38,ESAOTE_P1, "FL, OsakaU 1983")
	TODAI 96	(121424,DCM, "Table of Values")	(33102-5,LN, "FL, Shinozuka 1996")
FETAL TRUNK SECT A	OSAKA U	(121424,DCM, "Table of Values")	(33138-9,LN, "Fetal Trunk Cross-Sectional Area, Osaka 1989")
FOOT LENGTH	MERCER87	(121424,DCM, "Table of Values")	(11926-3,LN, "Foot Length, Mercer 1987")
GEST SAC DIAM	HANSMANN85	(121420,DCM, "Equation")	(EV-40,ESAOTE_P1, "GSD, Hansmann 1985")
	REMPEN	(121424,DCM, "Table of Values")	(11929-7,LN, "GS, Rempen 1991")
	TODAI	(121424,DCM, "Table of Values")	(33108-2,LN, "GS, Tokyo 1986")
HEAD CIRCUMFERENCE	CAMPBELL	(121424,DCM, "Table of Values")	(EV-41,ESAOTE_P1, "HC, Campbell 1991")
	HADLOCK84	(121420,DCM, "Equation")	(11932-1,LN, "HC, Hadlock 1984")
	HANSMANN	(121420,DCM, "Equation")	(33112-4,LN, "HC, Hansmann 1985")
	JEANTY84	(121420,DCM, "Equation")	(11934-7,LN, "HC, Jeanty 1984")
	MERZ_88	(121424,DCM, "Table of Values")	(33115-7,LN, "HC Merz, 1988")
	NICOLAIDES	(121424,DCM, "Table of Values")	(EV-43,ESAOTE_P1, "HC, Nicolaidis 1993")
HUMERUS LENGTH	JEANTY84	(121424,DCM, "Table of Values")	(11936-2,LN, "Humerus, Jeanty 1984")
	OSAKA U	(121424,DCM, "Table of Values")	(EV-45,ESAOTE_P1, "HL, OsakaU 1988")
LENGTH OF VERTEBRA	TODAI	(121424,DCM, "Table of Values")	(EV-112,ESAOTE_P1, "Length of Vertebra, Todai")
MAX AMNIOTIC DIAM	REMPEN	(121424,DCM, "Table of Values")	(EV-46,ESAOTE_P1, "MAD, Rempen")
OCCIP FRONTAL DIAM	HANSMANN85	(121424,DCM, "Table of Values")	(33544-8,LN, "OFD, Hansmann 1985")
	MERZ_88	(121424,DCM, "Table of Values")	(EV-49,ESAOTE_P1, "OFD, Merz 1991")
TIBIA LENGTH	JEANTY84	(121424,DCM, "Table of Values")	(11941-2,LN, "Tibia, Jeanty 1984")
TRANSV ABD DIAM	ERIKSEN	(121424,DCM, "Table of Values")	(33128-0,LN, "TAD, Eriksen 1985")
	HANSMANN	(121424,DCM, "Table of Values")	(33129-8,LN, "TAD Hansmann, 1979")
TRANSV CEREB DIAM	BERNASCHEK	(121424,DCM, "Table of Values")	(EV-50,ESAOTE_P1, "TDC, Bernascheck 1997")
	GOLDSTEIN_87	(121420,DCM, "Equation")	(33133-0,LN, "TCD, Goldstein 1987")
	HILL83	(121424,DCM, "Table of Values")	(EV-51,ESAOTE_P1, "TCD, Hill 1983")
ULNA LENGTH	JEANTY84	(121424,DCM, "Table of Values")	(11944-6,LN, "Ulna, Jeanty 1984")
GROWTH			
ABDOMINAL CIRCUMF	CFEF	(121424,DCM, "Table of Values")	(EV-85,ESAOTE_P1, "AC by GA, CFEF")
	CHITTY	(121424,DCM, "Table of Values")	(33546-3,LN, "AC (derived) by GA, Chitty 1994")
	HADLOCK84	(121420,DCM, "Equation")	(33146-2,LN, "AC by GA, Hadlock 1984")
	JSUM 2001	(121424,DCM, "Table of Values")	(EV-59,ESAOTE_P1, "JSUM 2001")
	MERZ_88	(121424,DCM, "Table of Values")	(33148-8,LN, "AC by GA, Merz 1988")
	NICOLAIDES	(121424,DCM, "Table of Values")	(EV-86,ESAOTE_P1, "AC by GA, Nicolaidis")
	TODAI 96	(121424,DCM, "Table of Values")	(33149-6,LN, "AC by GA, Shinozuka 1996")
AMNIOTIC FLUID	MOORE CAYLE	(121424,DCM, "Table of Values")	(EV-87,ESAOTE_P1, "AFI by GA, Moore Cayle")

ESAOTE MEASURE	REFERENCE	EQUATION OR TABLE	EQUATION OR TABLE NAME
INDEX			
APTD X TTD	TODAI 96	(121424,DCM, "Table of Values")	(33150-4, LN, "AxT by GA, Shinozuka 1996")
BINOCULAR DISTANCE	BERNASCHEK	(121424,DCM, "Table of Values")	(EV-88,ESAOTE_P1, "Binocular Distance by GA, Bernascheck")
	MERZ_95	(121424,DCM, "Table of Values")	(EV-89,ESAOTE_P1, "Binocular Distance by GA, Merz 1995")
BIPARIETAL DIAMETER	CFEF	(121424,DCM, "Table of Values")	(EV-90,ESAOTE_P1, "BPD by GA, CFEF")
	CHITTY O-I	(121424,DCM, "Table of Values")	(33556-2, LN, "BPD outer-inner by GA, Chitty 1994")
	CHITTY O-O	(121424,DCM, "Table of Values")	(33152-0, LN, "BPD outer-outer by GA, Chitty 1994")
	HADLOCK84	(121420,DCM, "Equation")	(33198-3, LN, "BPD by GA, Hadlock 1984")
	MERZ_88	(121424,DCM, "Table of Values")	(33154-6, LN, "BPD by GA, Merz 1988")
	NICOLAIDES	(121424,DCM, "Table of Values")	(EV-92,ESAOTE_P1, "BPD by GA, Nicolaides")
	OSAKA U	(121424,DCM, "Table of Values")	(EV-62,ESAOTE_P1, "BPD by GA, OsakaU")
	TODAI 96	(121424,DCM, "Table of Values")	(33156-1, LN, "BPD by GA, Shinozuka 1996")
CISTERNA MAGNA	NICOLAIDES	(121424,DCM, "Table of Values")	(EV-93,ESAOTE_P1, "Cisterna Magna by GA, Nicolaides")
CROWN-RUMP LENGTH	HADLOCK	(121420,DCM, "Equation")	(EV-94,ESAOTE_P1, "CRL by GA, Hadlock")
	HANSMANN85	(121424,DCM, "Table of Values")	(EV-63,ESAOTE_P1, "CRL by GA, Hansmann")
	JSUM 2001	(121424,DCM, "Table of Values")	(EV-95,ESAOTE_P1, "CRL by GA, JSUM 2001")
	OSAKA U	(121424,DCM, "Table of Values")	(EV-64,ESAOTE_P1, "CRL by GA, OsakaU")
	ROBINSON75	(121424,DCM, "Table of Values")	(EV-96,ESAOTE_P1, "CRL by GA, Robinson 1975")
EAR LENGTH	LETTIERI	(121424,DCM, "Table of Values")	(EV-97,ESAOTE_P1, "Ear Length by GA, Lettieri")
ESTIM FETAL WEIGHT ⁶²	Shepard82	(121420,DCM, "Equation")	(11739-0, LN, "EFW by AC and BPD, Shepard 1982")
	Hadlock1	(121420,DCM, "Equation")	(11751-5, LN, "EFW by AC, FL, Hadlock 1985")
	Hansmann	(121420,DCM, "Equation")	(33139-7, LN, "EFW by BPD, TTD, Hansmann 1986")
	Hadlock3	(121420,DCM, "Equation")	(11735-8, LN, "EFW by AC, BPD, FL, Hadlock 1985")
	Hadlock4	(121420,DCM, "Equation")	(11732-5, LN, "EFW by AC, BPD, FL, HC, Hadlock 1985")
	Persson1	(121420,DCM, "Equation")	(ESAOTE_P1, EV-125, "EFW by BPD, MAD, Persson")
	Persson2	(121420,DCM, "Equation")	(ESAOTE_P1, EV-126, "EFW by BPD, MAD, FL, Persson")
	Hadlock2	(121420,DCM, "Equation")	(11746-5, LN, "EFW by AC, FL, HC, Hadlock 1985")
	Warsof	(121420,DCM, "Equation")	(EV-149, ESAOTE_P1, "EFW by AC,BPD, Warsof") [
	Hsieh	(121420,DCM, "Equation")	(EV-150, ESAOTE_P1, "EFW by AC,BPD, Hsieh")
EFW GROWTH VALUE	Hadlock	(121424, DCM, "Table of Values")	(33183-5, LN, "FWP by GA, Hadlock 1991")

⁶² The modifier will only be present when one of the listed equations is selected, otherwise it will be absent.

<i>ESAOTE MEASURE</i>	<i>REFERENCE</i>	<i>EQUATION OR TABLE</i>	<i>EQUATION OR TABLE NAME</i>
RANKING			
ESTIM FETAL WEIGHT	HADLOCK82	(121420,DCM, "Equation")	(EV-118,ESAOTE_P1, "EFW by GA, Hadlock 1982")
FEMUR LENGTH	CFEF	(121424,DCM, "Table of Values")	(EV-98,ESAOTE_P1, "Femur length by GA, CFEF")
	CHITTY	(121424,DCM, "Table of Values")	(33167-8,LN, "FL by GA, Chitty 1994")
	HADLOCK84	(121420,DCM, "Equation")	(33166-0,LN, "FL by GA, Hadlock 1984")
	JSUM 2001	(121424,DCM, "Table of Values")	(EV-66,ESAOTE_P1, "FL by GA, JSUM")
	MERZ_88	(121424,DCM, "Table of Values")	(33169-4,LN, "FL by GA, Merz 1988")
	NICOLAIDES	(121424,DCM, "Table of Values")	(EV-67,ESAOTE_P1, "FL by GA, Nicolaides")
	OSAKA U	(121424,DCM, "Table of Values")	(EV-65,ESAOTE_P1, "FL by GA, OsakaU")
	TODAI 96	(121424,DCM, "Table of Values")	(33170-2,LN, "FL by GA, Shinozuka 1996")
FETAL TRUNK SECT A	OSAKA U	(121424,DCM, "Table of Values")	(EV-69,ESAOTE_P1, "FTA by GA, OsakaU")
FIBULA LENGTH	MERZ_88	(121424,DCM, "Table of Values")	(EV-99,ESAOTE_P1, "Fibula Length by GA, Merz 1988")
FOOT LENGTH	MERCER	(121424,DCM, "Table of Values")	(EV-68,ESAOTE_P1, "FOL by GA, Mercer 1987")
GEST SAC DIAM	NYBERG87	(121424,DCM, "Table of Values")	(EV-70,ESAOTE_P1, "GSD by GA, Nyberg 1987")
HEAD CIRCUMFERENCE	CFEF	(121424,DCM, "Table of Values")	(EV-100,ESAOTE_P1, "HC by GA, CFEF")
	CHITTY	(121424,DCM, "Table of Values")	(EV-72,ESAOTE_P1, "HC by GA, Chitty")
	HADLOCK84	(121420,DCM, "Equation")	(33173-6,LN, "HC by GA, Hadlock 1984")
	MERZ_88	(121424,DCM, "Table of Values")	(33176-9,LN, "HC by GA, Merz 1988")
	NICOLAIDES	(121424,DCM, "Table of Values")	(EV-73,ESAOTE_P1, "HC by GA, Nicolaides")
	TAMURA_95	(121424,DCM, "Table of Values")	(EV-71,ESAOTE_P1, "HC by GA, Tamura 1995")
HUMERUS LENGTH	JEANTY_ROMERO	(121424,DCM, "Table of Values")	(EV-75,ESAOTE_P1, "HL by GA, Jeanty Romero")
	OSAKA U	(121424,DCM, "Table of Values")	(EV-74,ESAOTE_P1, "HL by GA, OsakaU")
INTEROCULAR DISTANCE	BERNASCHEK	(121424,DCM, "Table of Values")	(EV-101,ESAOTE_P1, "Interocular Distance by GA, Bernascheck")
	MERZ_95	(121424,DCM, "Table of Values")	(EV-102,ESAOTE_P1, "Interocular Distance by GA, Merz 1995")
LATERAL VENTRICLE	PRETORIUS	(121424,DCM, "Table of Values")	(EV-103,ESAOTE_P1, "Lateral Ventricle by GA, Pretorius")
NOSE BONE LENGTH	GUIS-VILLE	(121424,DCM, "Table of Values")	(EV-104,ESAOTE_P1, "Nose Bone Length by GA, GuisVille")
OCCIP FRONTAL DIAM	CHITTY	(121424,DCM, "Table of Values")	(33179-3,LN, "OFD by GA, Chitty 1994")
	JEANTY_ROMERO	(121424,DCM, "Table of Values")	(EV-105,ESAOTE_P1, "OFD by GA, Jeanty Romero")
	MERZ_88	(121424,DCM, "Table of Values")	(EV-77,ESAOTE_P1, "OFD by GA, Merz")
RADIO LENGTH	MERZ_88	(121424,DCM, "Table of Values")	(EV-78,ESAOTE_P1, "RL by GA, Merz")
TIBIA LENGTH	MERZ_88	(121424,DCM, "Table of Values")	(EV-79,ESAOTE_P1, "TL by GA, Merz")
TRANSV ABD DIAM	CFEF	(121424,DCM, "Table of Values")	(EV-106,ESAOTE_P1, "TAD by GA, CFEF")
	ERIKSEN	(121420,DCM, "Equation")	(EV-107,ESAOTE_P1, "TAD by GA, Eriksen")

<i>ESAOTE MEASURE</i>	<i>REFERENCE</i>	<i>EQUATION OR TABLE</i>	<i>EQUATION OR TABLE NAME</i>
TRANSV CEREB DIAM	GOLDSTEIN_87	(121424,DCM, "Table of Values")	(33181-9,LN, "TCD by GA Goldstein 1987")
ULNA LENGTH	JEANTY84	(121424,DCM, "Table of Values")	(EV-108,ESAOTE_P1, "UL by GA, Jeanty 1984")

8.3 FETAL CUSTOM SECTION AND TABLES

8.3.1 Description

The user can define fetal custom measurements, and Growth and GA estimations based on custom tables. In order to export this custom information, without the need to define a local dictionary of codes, we introduced a generic structure that does not assign specific codes, but uses the labels given by the user. See Figure 11 for an overall of the Fetal Custom Section, but refer to the tables below for a complete description, as some of the details present in the figure are not implemented.

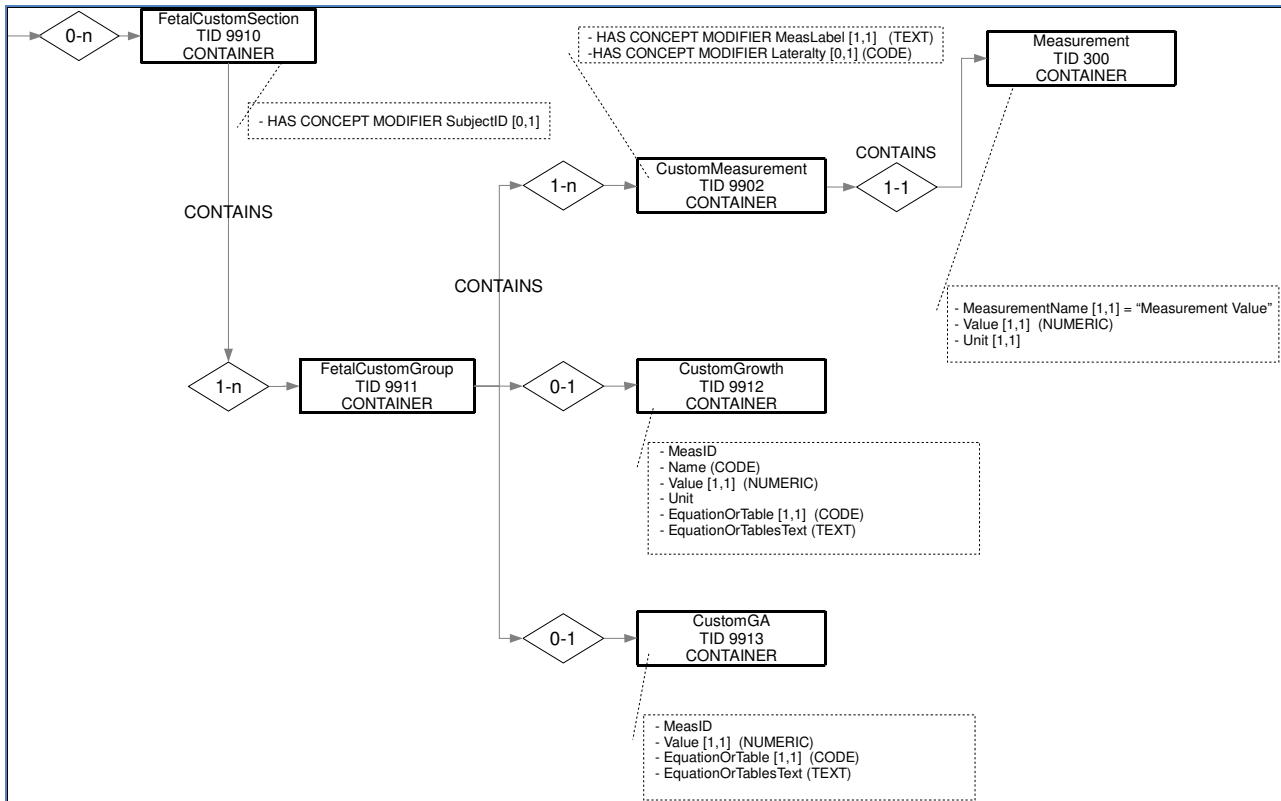


Figure 11
FETAL CUSTOM SECTION

8.3.2 Template definition

This section contains the definition of the private templates used, according to the conventions adopted by DICOM standard (see DICOM standard document PS 3.16).

8.3.2.1 Topmost template extensions

Topmost template TID 5000 is of Type: Extensible. We extend it according to the following table.

Table 95
TID 5000 – OB-GYN ULTRASOUND PROCEDURE REPORT EXTENSION

	NL	Rel with Parent	VT	Concept Name	VM	Req Type	Condition	Value Set Constraint
1			CONTAINER	EV (125000, DCM, "OB-GYN Ultrasound Procedure Report")	1	M		Root node
	
25	>	CONTAINS	INCLUDE	DTID (9910) Fetal Custom Section	1-n	U		

8.3.2.2 TID 9910 Fetal Custom Section

For TID 5000 we add one or more Fetal Custom Section (TID 9910) that contains the various Fetal Custom Groups (TID 9911).

Type: Extensible
Order: Significant

Table 96
TID 9910 – FETAL CUSTOM SECTION

	NL	Rel with Parent	VT	Concept Name	VM	Req Type	Condition	Value Set Constraint
1			CONTAINER	DT (CN-100, 99ESA_C1, "Fetal Custom Section")	1	M		
2		HAS CONCEPT MOD	CODE	EV (121030, DCM, "SubjectID")	1	U		Free text
3	>	CONTAINS	INCLUDE	DTID (9911) , FetalCustomGroup	1-n	M		

8.3.2.3 TID 9911 Fetal Custom Group

Each Fetal Custom Custom Group (TID 9911) contains one or more Custom Measurement, and possibly a Custom Growth / Custom Gestational Age estimation.

Type: Extensible
Order: Significant

Table 97
TID 9911 – FETAL CUSTOM GROUP

	NL	Rel with Parent	VT	Concept Name	VM	Req Type	Condition	Value Set Constraint
1			CONTAINER	DT (CN-101, 99ESA_C1, "Fetal Custom Group")	1	M		
2	>	CONTAINS	INCLUDE	DTID (9902) , Custom Measurement	1-n	M		
3	>	CONTAINS	INCLUDE	DTID (9912) , CustomGrowth	0-1	U		
4	>	CONTAINS	INCLUDE	DTID (9913) , CustomGA	0-1	U		

8.3.2.4 TID 9902 Custom Measurement

Each Custom Measurement section (TID 9902) contains the custom label as given by the user, and the measurement, calculation or evaluation corresponding to that label.

Type: Extensible
Order: Significant

Table 98
TID 9902 – CUSTOM MEASUREMENT

	NL	Rel with Parent	VT	Concept Name	VM	Req Type	Condition	Value Set Constraint
1			CONTAINER	EV (MEAS, 99ESA_C1, "Custom Measurement")	1	M		
2	>	HAS CONCEPT MOD	TEXT	DT (MEASLABEL, 99ESA_C1, "Measurement Label")	1	M		Free text
3	>	CONTAINS	INCLUDE	DTID (300) Measurement	1	MC	XOR row 4,5	\$Measurement = EV (MEAS_VALUE, 99ESA_C1, "Measurement Value")

8.3.2.5 TID 9912 Custom Growth

Each Fetal Custom Group (TID 9911) can contains the Custom Growth percentile rank, and the reference to the table of values used to estimate it.

Type: Extensible
Order: Significant

Table 99
TID 9912 – CUSTOM GROWTH

	NL	Rel with Parent	VT	Concept Name	VM	Req Type	Condition	Value Set Constraint
1			CONTAINER	DT (CN-103, 99ESA_C1, "Custom Growth")	1	M		
2	>	CONTAINS	NUM	DT (125012,DCM,"Growth Percentile Rank")	1	M		
2	>	INFERRED FROM	TEXT	DT (121424,DCM,"Table of Values)	0-1	O		

8.3.2.6 TID 9913 Custom GA

Each Fetal Custom Group (TID 9911) can contains the Custom Gestational Age, and the reference to the table of values used to estimate it.

Type: Extensible
Order: Significant

Table 100
TID 9913 – CUSTOM GA

	NL	Rel with Parent	VT	Concept Name	VM	Req Type	Condition	Value Set Constraint
1			CONTAINER	DT (CN-102, 99ESA_C1, "Custom GA")	1	M		
2	>	CONTAINS	NUM	DT (18185-9,LN,"Gestational Age")	1	M		
2	>	INFERRED FROM	TEXT	DT (121424,DCM,"Table of Values)	0-1	O		

8.3.3 Fetal biometry group extension to include Custom Growth and GA

The user can define Growth and GA estimations based on custom tables, not only for custom measurements, but also for standard measurements. In order to export this custom information, we extend the Fetal Biometry Group (TID 5008) inserting TID 9912 CustomGA and TID 9913 CustomGrowth defined above, as described in the table below (see text in boldface).

Table 101
TID 5508 – FETAL BIOMETRY GROUP EXTENSION

	NL	Rel with Parent	VT	Concept Name	VM	Req Type	Condition	Value Set Constraint
1			CONTAINER	DT (125005, DCM, "Biometry Group")	1	M		
2	>	CONTAINS	INCLUDE	DTID 300 "Measurement"	1-n	MC	At least one of row 2 and 3 shall be present	\$Measurement = \$BiometryType \$Derivation = DCID 3627 "Measurement Type"
3	>	CONTAINS	NUM	EV (18185-9, LN, "Gestational Age")	1	MC	At least one of row 2 and 3 shall be present	UNITS = EV (d, UCUM, "days")
4	>>	INFERRED FROM	CODE	DCID 228 "Equation or Table"	1	U		DCID 12013 "Gestational Age Equations and Tables"
5	>>	R-INFERRED FROM	NUM		1-n	U		
6	>>	HAS PROPERTIES	NUM	DCID 226 "Population Statistical Descriptors"	1-n	U		
	>	CONTAINS	INCLUDE	DTID (9913) , CustomGA	0-1	U		
7	>	CONTAINS	NUM	DCID 12017 "Growth Distribution Rank"	1	U		
8	>>	INFERRED FROM	CODE	DCID 228 "Equation or Table"	1	U		DCID 12015 "Fetal Growth Equations and Tables"
	>	CONTAINS	INCLUDE	DTID (9912) , CustomGrowth	0-1	U		

8.4 DATA DICTIONARY OF PRIVATE ATTRIBUTES

The Private Attributes added to created SOP Instances⁶³ are listed in the Table below. The MyLab system reserves blocks of private attributes in group 6161. Further details on usage of these private attributes are contained in Section 8.1.

Table 102
DATA DICTIONARY OF PRIVATE ATTRIBUTES

Tag	Attribute Name	VR	VM
(6161,0010)	Private Creator	LO	1
(6161,1030)	Report in Esaote proprietary format	OB	1
(6161,0011)	Private Creator	LO	1
(6161,1130)	Report in Esaote proprietary XML format	OB	1

8.5 CODED TERMINOLOGY AND TEMPLATES

The Workflow AE is capable of supporting arbitrary coding schemes for Procedure and Protocol Codes: the value of the Code Meaning will be displayed. The contents of Requested Procedure Code Sequence (0032,1064) and Scheduled Protocol Code Sequence (0040,0008) supplied in Worklist Items will be mapped to Image IOD and MPPS attributes as described in Table 37 and Table 41.

The contents of the Performed Protocol Code Sequence (0040,0260) for cardiac US-MF images acquired in a Staged protocol (when available) are automatically filled with the codes listed in the following table, subset of Context ID 12001, Ultrasound Protocol Types.

Table 103
CODES USED FOR PERFORMED PROTOCOL CODE SEQ. FOR STAGED PROTOCOL

ESAOTE terminology	Code Value (0008,0100)	Coding Scheme designator (0008,0102)	Code Meaning (0008,0104)
BICYCLE ERGOMETER	P2-31102	SRT	Stress test using Bicycle Ergometer
DIPYRIDAMOLE	P2-3110A	SRT	Dipyridamole Stress protocol
DOBUTAMINE	P2-31108	SRT	Dobutamine Stress protocol

The contents of the Stage Code Sequence (0040,000A) for cardiac US-MF images acquired in a Staged protocol (when available) are automatically filled with the codes listed in the following table, subset of Context ID 12002 Ultrasound Protocol Stage Types. For Stage Name (0008,2120) a corresponding defined term is adopted.

Table 104
CODES USED FOR STAGE CODE SEQ. FOR STAGED PROTOCOL

ESAOTE terminology	Code Value (0008,0100)	Coding Scheme designator (0008,0102)	Code Meaning (0008,0104)	Stage Name (0008,2120)	
				Protocol Type	
				Dipyridamole or Dobutamine	Bicycle
BASELINE STATE	F-01604	SRT	Resting state	BASELINE	PRE-EXERCISE
STRESS STATE	F-05019	SRT	Cardiac stress state	LOW DOSE	PEAK-EXERCISE
PEAK STRESS STATE	F-05028	SRT	Peak cardiac	PEAK DOSE	PEAK-

⁶³ Present only in special (blank) US images that carry the measures acquired, when "EXPORT TO BIOPACS" is selected in the REPORT EXPORT configuration panel.

ESAOTE terminology	Code Value (0008,0100)	Coding Scheme designator (0008,0102)	Code Meaning (0008,0104)	Stage Name (0008,2120)	
				Protocol Type	
				Dipyridamole or Dobutamine	Bicycle
			stress state		EXERCISE
CARDIAC RECOVERY STATE	F-05018	SRT	Cardiac stress recovery state	RECOVERY	POST- EXERCISE

The contents of the View Code Sequence (0054,0220) for cardiac US-MF images acquired in a Staged protocol (when available) are automatically filled with the codes listed in the following table, subset of Context ID 12226 Echocardiography Image View. For View Name (0008,2127) a corresponding defined term is adopted.

Table 105
CODES USED FOR VIEW CODE SEQ. FOR STAGED PROTOCOL

ESAOTE terminology	Code Value (0008,0100)	Coding Scheme designator (0008,0102)	Code Meaning (0008,0104)	View Name (0008,2127)
LAX	G-0396	SRT	Parasternal long axis	LAX
SAX PM	G-039B	SRT	Parasternal short axis at the Papillary Muscle level	SAX_PM
A4C	G-A19C	SRT	Apical four chamber	A4C
A2C	G-A19B	SRT	Apical two chamber	A2C
SAX MV	G-039A	SRT	Parasternal short axis at the Mitral Valve level	SAX_MV
SAX AP	G-0398	SRT	Parasternal short axis at the aortic valve level	SAX_AP
ALAX	G-0395	SRT	Apical long axis	ALAX

Structured Reporting uses codes supplied by DCMR (DICOM Code Mapping Resource, PS 3-16), LOINC, SRT and, for Vascular and OB-GYN SR, ESAOTE_P1 (Esaote Private Codes for Ultrasound). See Table 106 for the list of the available ESAOTE_P1 codes (please note that not all the items of this table are actually used in the produced SR documents).

Table 106
ESAOTE PRIVATE CODES FOR ULTRASOUND

Code Value (0008,0100)	Coding Scheme designator (0008,0102)	Code Meaning (0008,0104)
CN-02	ESAOTE_P1	Cervix
CN-03	ESAOTE_P1	Fundus
CN-04	ESAOTE_P1	Left Adnexa
CN-05	ESAOTE_P1	Right Adnexa
CN-06	ESAOTE_P1	Head
CN-07	ESAOTE_P1	Cord Insertion
CN-08	ESAOTE_P1	Spine
CN-09	ESAOTE_P1	Cord Vessels
CN-10	ESAOTE_P1	Heart Chambers

Code Value (0008,0100)	Coding Scheme designator (0008,0102)	Code Meaning (0008,0104)
CN-11	ESAOTE_P1	Bowel
CN-12	ESAOTE_P1	Thorax
CN-13	ESAOTE_P1	Left Kidney
CN-14	ESAOTE_P1	Right Kidney
CN-15	ESAOTE_P1	Stomach
CN-16	ESAOTE_P1	Bladder
CN-17	ESAOTE_P1	Heart Rhythm
CN-18	ESAOTE_P1	Placenta Grade
CN-19	ESAOTE_P1	Placenta Location H
CN-20	ESAOTE_P1	Placenta Location V
CN-24	ESAOTE_P1	Fetal Position
CN-25	ESAOTE_P1	Uterus Position
CN-26	ESAOTE_P1	Uterus Version
CN-29	ESAOTE_P1	Fibroma Characteristics
CN-30	ESAOTE_P1	Fibroma Site
CN-31	ESAOTE_P1	Ovary Mass Characteristics
CN-40	ESAOTE_P1	Corpus Luteum Left Ovary
CN-41	ESAOTE_P1	Corpus Luteum Right Ovary
CN-42	ESAOTE_P1	Mass Kind
CN-43	ESAOTE_P1	Fetal Mass Section
EV-01	ESAOTE_P1	Anterior
EV-02	ESAOTE_P1	Posterior
EV-03	ESAOTE_P1	Mid
EV-04	ESAOTE_P1	Low
EV-05	ESAOTE_P1	Previa
EV-06	ESAOTE_P1	Fundus
EV-07	ESAOTE_P1	Yes
EV-08	ESAOTE_P1	No
EV-09	ESAOTE_P1	Undefined
EV-10	ESAOTE_P1	Fetal Age
EV-11	ESAOTE_P1	Fetal Growth
EV-12	ESAOTE_P1	Cephalic
EV-13	ESAOTE_P1	Transverse
EV-14	ESAOTE_P1	Oblique
EV-15	ESAOTE_P1	Breech
EV-16	ESAOTE_P1	EDD by DGA
EV-17	ESAOTE_P1	Date Of FDGA
EV-18	ESAOTE_P1	DGA by EDD
EV-19	ESAOTE_P1	DGA by FDGA
EV-20	ESAOTE_P1	First DGA
EV-21	ESAOTE_P1	BPD/FL

Code Value (0008,0100)	Coding Scheme designator (0008,0102)	Code Meaning (0008,0104)
EV-22	ESAOTE_P1	AC, Nicolaides 1993
EV-23	ESAOTE_P1	AC, Chitty 1994
EV-24	ESAOTE_P1	AC, JSUM 2001
EV-25	ESAOTE_P1	AFI, Moore Cayle
EV-26	ESAOTE_P1	BPD, Campbell 1991
EV-27	ESAOTE_P1	BPD, Yale 1983
EV-28	ESAOTE_P1	BPD, Nicolaides
EV-29	ESAOTE_P1	BPD, JSUM
EV-30	ESAOTE_P1	CRL, OsakaU 1983
EV-31	ESAOTE_P1	CRL, JSUM
EV-32	ESAOTE_P1	FL, Nicolaides 1993
EV-33	ESAOTE_P1	FL, OBrien 1981
EV-34	ESAOTE_P1	FL, Chitty 1994
EV-35	ESAOTE_P1	FL, Mertz 1991
EV-36	ESAOTE_P1	FL, Quennan 1981
EV-37	ESAOTE_P1	FL, Campbell
EV-38	ESAOTE_P1	FL, OsakaU 1983
EV-39	ESAOTE_P1	FL, JSUM 2001
EV-40	ESAOTE_P1	GSD, Hansmann 1985
EV-41	ESAOTE_P1	HC, Campbell 1991
EV-42	ESAOTE_P1	HC, Hadlock 1982
EV-43	ESAOTE_P1	HC, Nicolaides 1993
EV-44	ESAOTE_P1	HC, Hoffbauer 1979
EV-45	ESAOTE_P1	HL, OsakaU 1988
EV-46	ESAOTE_P1	MAD, Rempen
EV-47	ESAOTE_P1	OFD, Nicolaides 1994
EV-48	ESAOTE_P1	OFD, Chitty 1994
EV-49	ESAOTE_P1	OFD, Merz 1991
EV-50	ESAOTE_P1	TDC, Bernascheck 1997
EV-51	ESAOTE_P1	TCD, Hill 1983
EV-52	ESAOTE_P1	TL, Jeanty 1984
EV-53	ESAOTE_P1	FTA, Osaka 1984
EV-54	ESAFOTE_P1	EFW, Warsof
EV-55	ESAFOTE_P1	EFW, German
EV-56	ESAFOTE_P1	EFW, Todai 1996
EV-57	ESAFOTE_P1	EFW, OsakaU
EV-58	ESAFOTE_P1	EFW, JSUM
EV-59	ESAFOTE_P1	JSUM 2001
EV-60	ESAFOTE_P1	BPD by GA, Chitty
EV-61	ESAFOTE_P1	BPD by GA, Todai 1996
EV-62	ESAFOTE_P1	BPD by GA, OsakaU

Code Value (0008,0100)	Coding Scheme designator (0008,0102)	Code Meaning (0008,0104)
EV-63	ESAOTE_P1	CRL by GA, Hansmann
EV-64	ESAOTE_P1	CRL by GA, OsakaU
EV-65	ESAOTE_P1	FL by GA, OsakaU
EV-66	ESAOTE_P1	FL by GA, JSUM
EV-67	ESAOTE_P1	FL by GA, Nicolaides
EV-68	ESAOTE_P1	FOL by GA, Mercer 1987
EV-69	ESAOTE_P1	FTA by GA, OsakaU
EV-70	ESAOTE_P1	GSD by GA, Nyberg 1987
EV-71	ESAOTE_P1	HC by GA, Tamura 1995
EV-72	ESAOTE_P1	HC by GA, Chitty
EV-73	ESAOTE_P1	HC by GA, Nicolaides
EV-74	ESAOTE_P1	HL by GA, OsakaU
EV-75	ESAOTE_P1	HL by GA, Jeanty Romero
EV-76	ESAOTE_P1	OFD by GA, Chitty
EV-77	ESAOTE_P1	OFD by GA, Merz
EV-78	ESAOTE_P1	RL by GA, Merz
EV-79	ESAOTE_P1	TL by GA, Merz
EV-80	ESAOTE_P1	UL by GA, Merz
EV-81	ESAOTE_P1	APTD * TTD
EV-82	ESAOTE_P1	Max Amniotic Diameter
EV-83	ESAOTE_P1	Amniotic Fluid Index
EV-84	ESAOTE_P1	Heart Beat
EV-85	ESAOTE_P1	AC by GA, CFEF
EV-86	ESAOTE_P1	AC by GA, Nicolaides
EV-87	ESAOTE_P1	AFI by GA, Moore Cayle
EV-88	ESAOTE_P1	Binocular Distance by GA, Bernascheck
EV-89	ESAOTE_P1	Binocular Distance by GA, Merz 1995
EV-90	ESAOTE_P1	BPD by GA, CFEF
EV-91	ESAOTE_P1	BPD by GA, JSUM 2001
EV-92	ESAOTE_P1	BPD by GA, Nicolaides
EV-93	ESAOTE_P1	Cisterna Magna by GA, Nicolaides
EV-94	ESAOTE_P1	CRL by GA, Hadlock
EV-95	ESAOTE_P1	CRL by GA, JSUM 2001
EV-96	ESAOTE_P1	CRL by GA, Robinson 1975
EV-97	ESAOTE_P1	Ear Length by GA, Lettieri
EV-98	ESAOTE_P1	Femur length by GA, CFEF
EV-99	ESAOTE_P1	Fibula Length by GA, Merz 1988
EV-100	ESAOTE_P1	HC by GA, CFEF
EV-101	ESAOTE_P1	Interocular Distance by GA, Bernascheck
EV-102	ESAOTE_P1	Interocular Distance by GA, Merz 1995
EV-103	ESAOTE_P1	Lateral Ventricle by GA, Pretorius

Code Value (0008,0100)	Coding Scheme designator (0008,0102)	Code Meaning (0008,0104)
EV-104	ESAOTE_P1	Nose Bone Length by GA, GuisVille
EV-105	ESAOTE_P1	OFD by GA, Jeanty Romero
EV-106	ESAOTE_P1	TAD by GA, CFEF
EV-107	ESAOTE_P1	TAD by GA, Eriksen
EV-108	ESAOTE_P1	UL by GA, Jeanty 1984
EV-109	ESAOTE_P1	APAD, Eriksen 1985
EV-110	ESAOTE_P1	BPD, Bessis
EV-111	ESAOTE_P1	FL, Bessis
EV-112	ESAOTE_P1	Length of Vertebra, Todai
EV-113	ESAOTE_P1	Length Of Vertebra
EV-114	ESAOTE_P1	Binocular Distance
EV-115	ESAOTE_P1	Ear Length
EV-116	ESAOTE_P1	Interocular Distance
EV-117	ESAOTE_P1	Nose Bone Length
EV-118	ESAOTE_P1	EFW by GA, Hadlock 1982
EV-119	ESAOTE_P1	YES
EV-120	ESAOTE_P1	NO
EV-121	ESAOTE_P1	Spiral Artery
EV-122	ESAOTE_P1	AC by GA, Paladini 2005
EV-123	ESAOTE_P1	APAD by GA, Merz 1996
EV-124	ESAOTE_P1	BPD by GA, Paladini 2005
EV-125	ESAOTE_P1	EFW by BPD, MAD, Persson
EV-126	ESAOTE_P1	EFW by BPD, MAD, FL, Persson
EV-127	ESAOTE_P1	FL by GA, Paladini 2005
EV-128	ESAOTE_P1	HC by GA, Paladini 2005
EV-129	ESAOTE_P1	HL by GA, Paladini 2005
EV-130	ESAOTE_P1	OFD by GA, Nicolaidis 1994 FG
EV-131	ESAOTE_P1	RL by GA, Paladini 2005
EV-132	ESAOTE_P1	TL by GA, Jeanty 1984
EV-133	ESAOTE_P1	TL by GA, Paladini 2005
EV-134	ESAOTE_P1	TAD by GA, Merz 1996
EV-135	ESAOTE_P1	TCD by GA, Nicolaidis 1994
EV-136	ESAOTE_P1	UL by GA, Paladini 2005
EV-137	ESAOTE_P1	TCD, Goldstein 1987
EV-138	ESAOTE_P1	TCD, Hill 1990
EV-139	ESAOTE_P1	BPD by GA, Jeanty
EV-140	ESAOTE_P1	FL by GA, Jeanty
EV-141	ESAOTE_P1	HC by GA, Jeanty
EV-142	ESAOTE_P1	HL by GA, Merz
EV-143	ESAOTE_P1	HL by GA, Jeanty
EV-144	ESAOTE_P1	OFD by GA, Jeanty

Code Value (0008,0100)	Coding Scheme designator (0008,0102)	Code Meaning (0008,0104)
EV-145	ESAOTE_P1	FTA, Osaka
EV-146	ESAOTE_P1	HL, Osaka
EV-147	ESAOTE_P1	AC by GA, Jeanty
EV-148	ESAOTE_P1	HL, Jeanty
MN-04	ESAOTE_P1	Acceleration
MN-11	ESAOTE_P1	Reflux Duration Time
MN-13	ESAOTE_P1	Fibroma Width
MN-14	ESAOTE_P1	Left Ovary Mass Width
MN-15	ESAOTE_P1	RightOvary Mass Width
MN-16	ESAOTE_P1	Fibroma Length
MN-17	ESAOTE_P1	Left Ovary Mass Length
MN-18	ESAOTE_P1	Right Ovary Mass Length
MN-19	ESAOTE_P1	Fibroma Height
MN-20	ESAOTE_P1	Left Ovary Mass Height
MN-21	ESAOTE_P1	Right Ovary Mass Height
MN-22	ESAOTE_P1	Fibroma Volume
MN-23	ESAOTE_P1	Left Ovary Mass Volume
MN-24	ESAOTE_P1	Right Ovary Mass Volume
MN-25	ESAOTE_P1	Time Averaged Velocity
MN-26	ESAOTE_P1	Vessel Thickness
MN-27	ESAOTE_P1	Reverse Velocity
MN-28	ESAOTE_P1	Diastolic To Systolic Velocity Ratio
MN-29	ESAOTE_P1	Fetal Mass Volume
MN-30	ESAOTE_P1	Mass Volume
MN-31	ESAOTE_P1	Fetal Mass Width
MN-32	ESAOTE_P1	Mass Width
MN-33	ESAOTE_P1	Fetal Mass Length
MN-34	ESAOTE_P1	Mass Length
MN-35	ESAOTE_P1	Fetal Mass Height
MN-36	ESAOTE_P1	Mass Height
FS-01	99ESA_P1	Dialysis Graft
AG-01	99ESA_P1	Superficial Vein
AG-02	99ESA_P1	Deep Vein
AG-03	99ESA_P1	Segmental Artery 1
AG-04	99ESA_P1	Segmental Artery 2
AG-05	99ESA_P1	Arterial Vessel
AG-06	99ESA_P1	Arterial Anastomosis
AG-07	99ESA_P1	Arterial Graft
AG-08	99ESA_P1	Not Applicable
AG-09	99ESA_P1	III Ventricular
AG-10	99ESA_P1	Venous Vessel

Code Value (0008,0100)	Coding Scheme designator (0008,0102)	Code Meaning (0008,0104)
AG-11	99ESA_P1	Puncture1
AG-12	99ESA_P1	Puncture2
AG-13	99ESA_P1	Puncture3
AG-14	99ESA_P1	Venous Junction
AG-15	99ESA_P1	Outflow Vessel
TM-01	99ESA_P1	Upper Pole
TM-02	99ESA_P1	Lower Pole
RM-01	99ESA_P1	Superior Mesenteric Artery/Aorta Velocity Ratio
RM-02	99ESA_P1	Proximal Renal Artery/Aorta Velocity Ratio
RM-03	99ESA_P1	Distal Renal Artery/Aorta Velocity Ratio
RM-04	99ESA_P1	Mid Renal Artery/Aorta Velocity Ratio
MFS-01	99ESA_P1	Anterior Mitral Annulus
MFS-02	99ESA_P1	Inferior Mitral Annulus
MFS-03	99ESA_P1	Septal Mitral Annulus
MN-100	99ESA_P1	QAS Diameter Distension
MN-101	99ESA_P1	QAS Diameter Distension Standard Deviation
MN-102	99ESA_P1	QAS Mean Diameter
MN-103	99ESA_P1	QAS Mean Diameter Standard Deviation
MN-104	99ESA_P1	QAS Brachial Pressure
MN-105	99ESA_P1	Quality Intima Media Thickness
MN-106	99ESA_P1	Quality Intima Media Thickness Standard Deviation
MN-107	99ESA_P1	QIMT Diameter
MN-108	99ESA_P1	QIMT Diameter Standard Deviation
MN-109	99ESA_P1	QIMT ROI Width
MN-110	99ESA_P1	Delta CSA
MN-111	99ESA_P1	III Ventricular Width
MN-112	99ESA_P1	Venous Hemodynamic Insufficiency Severity Score
MN-113	99ESA_P1	Chronic Cerebrospinal Venous Insufficiency
MN-114	99ESA_P1	Min Velocity
MN-115	99ESA_P1	Max Velocity
MN-116	99ESA_P1	QSC Compliance Coefficient
MN-117	99ESA_P1	QSC Distensibility Coefficient
MN-118	99ESA_P1	QSC Alpha Coefficient
MN-119	99ESA_P1	QSC Beta Coefficient
MN-120	99ESA_P1	QSC Pulse Wave Velocity
MN-121	99ESA_P1	DWC Local Systolic Pressure
MN-122	99ESA_P1	DWC Local Diastolic Pressure
MN-123	99ESA_P1	DWC Isovolumetric Contraction Period
MN-124	99ESA_P1	DWC Ejection Duration
MN-125	99ESA_P1	DWC Inflection Point P_T1
MN-126	99ESA_P1	DWC Augmentation Index

Code Value (0008,0100)	Coding Scheme designator (0008,0102)	Code Meaning (0008,0104)
MN-127	99ESA_P1	DWC Augmented Pressure
MN-128	99ESA_P1	Expected QIMT
MN-129	99ESA_P1	Aortic Area To BSA Ratio
MN-130	99ESA_P1	LV Diastolic Volume To BSA Ratio
MN-131	99ESA_P1	LV Systolic Volume To BSA Ratio
MN-132	99ESA_P1	IVC Size To BSA Ratio
MN-133	99ESA_P1	Left Atrium Length
MN-134	99ESA_P1	Left Atrium Systolic Volume To BSA Ratio
MN-135	99ESA_P1	Aortic Coaptation Line
MN-136	99ESA_P1	Aortic Excentricity Index
MN-137	99ESA_P1	Aortic Permeability Index
MN-138	99ESA_P1	Aortic Valve Area by Continuity
MN-139	99ESA_P1	Aortic Valve Area by Continuity To BSA Ratio
MN-140	99ESA_P1	Aortic Valve Closure Time
MN-141	99ESA_P1	Aortic Valve Opening Time
MN-142	99ESA_P1	Aortic Valve PreEjection Time
MN-143	99ESA_P1	A-Wave Peak Gradient
MN-144	99ESA_P1	A'-Wave Peak Velocity
MN-145	99ESA_P1	DVI_LVOT Peak Velocity To Aorta Peak Velocity Ratio
MN-146	99ESA_P1	Ejection Time
MN-147	99ESA_P1	E-Septum Distance
MN-148	99ESA_P1	E'-Wave Peak Velocity
MN-149	99ESA_P1	Inferior Vena Cava Collapsability Index
MN-150	99ESA_P1	Interventricular Mechanical Delay
MN-151	99ESA_P1	IVC Max Diameter To IVC Min Diameter Ratio
MN-152	99ESA_P1	Left Ventricle Mass To BSA Ratio
MN-153	99ESA_P1	Mean Lateral-Septal Early Diastolic Tissue Velocity
MN-154	99ESA_P1	Mean Lateral-Septal Tissue Velocity During Atrial Systole
MN-155	99ESA_P1	Mitral Annular Plane Systolic Excursion
MN-156	99ESA_P1	Mitral Valve Closure Time
MN-157	99ESA_P1	Mitral Valve Coaptation Depth
MN-158	99ESA_P1	Mitral Valve Opening Time
MN-159	99ESA_P1	Mitral Valve Tenting Area
MN-160	99ESA_P1	PDA Patent Ductus Arteriosus
MN-161	99ESA_P1	Post Peak Velocity
MN-162	99ESA_P1	Post Peak Velocity To Rest Peak Velocity Ratio
MN-163	99ESA_P1	Pulmonary Artery Area
MN-164	99ESA_P1	Pulmonary Artery Diameter
MN-165	99ESA_P1	Pulmonary Artery Pressure Offset
MN-166	99ESA_P1	Pulmonary Mitral A-wave Duration Difference
MN-167	99ESA_P1	Pulmonary Valve PreEjection Time

Code Value (0008,0100)	Coding Scheme designator (0008,0102)	Code Meaning (0008,0104)
MN-168	99ESA_P1	Ratio Of LV Peak Tissue Velocity E To LV Peak Tissue Velocity A
MN-169	99ESA_P1	Ratio Mean LV Peak Tissue Vel E To Mean LV Peak Tissue Vel A
MN-170	99ESA_P1	Ratio Of MV Peak Velocity To Mean LV Peak Tissue Velocity E-Wave
MN-171	99ESA_P1	Ratio Of RV Peak Tissue Velocity E To RV Peak Tissue Velocity A
MN-172	99ESA_P1	Ratio Tricuspid Peak Vel To RV Peak Tissue Vel E-Wave
MN-173	99ESA_P1	Rest Peak Velocity
MN-174	99ESA_P1	Right Atrium Length
MN-175	99ESA_P1	Right Atrium Volume
MN-176	99ESA_P1	Right Ventricle Outflow Tract Area
MN-177	99ESA_P1	Right Ventricle Outflow Tract Diameter
MN-178	99ESA_P1	Right Ventricular Area
MN-179	99ESA_P1	Right Ventricular Basal Dimension
MN-180	99ESA_P1	Right Ventricular Fractional Area Change
MN-181	99ESA_P1	Right Ventricular Longitudinal Dimension
MN-182	99ESA_P1	Right Ventricular Mid Cavity Dimension
MN-183	99ESA_P1	Right Ventricular Volume
MN-184	99ESA_P1	RV Diameter To LV Diameter Ratio
MN-185	99ESA_P1	Septum To Posterior Wall Delay
MN-186	99ESA_P1	S'-Wave Peak Velocity
MN-187	99ESA_P1	S-Wave Peak Velocity
MN-188	99ESA_P1	Time To Onset Anterior Wall
MN-189	99ESA_P1	Time To Onset Inferior Wall
MN-190	99ESA_P1	Time To Onset Lateral Wall
MN-191	99ESA_P1	Time To Onset Septal Wall
MN-192	99ESA_P1	Time To Peak Anterior Wall
MN-193	99ESA_P1	Time To Peak Inferior Wall
MN-194	99ESA_P1	Time To Peak Lateral Wall
MN-195	99ESA_P1	Time To Peak Septal Wall
MN-196	99ESA_P1	Tricuspid Annular Plane Systolic Excursion
MN-197	99ESA_P1	E-Wave Peak Gradient
MN-198	99ESA_P1	LV Diastolic Area To BSA Ratio
MEAS	99ESA_C1	Custom Measurement
MEASLABEL	99ESA_C1	Measurement Label
MEAS_VALUE	99ESA_C1	Measurement Value
CN-100	99ESA_C1	Fetal Custom Section
CN-101	99ESA_C1	Fetal Custom Group
CN-102	99ESA_C1	Custom GA
CN-103	99ESA_C1	Custom Growth

8.6 STANDARD EXTENDED / SPECIALIZED / PRIVATE SOP CLASSES

No Specialized or Private SOP Classes are supported.

8.6.1 US, US Multiframe and Secondary Capture Image Storage SOP Classes

The US, US Multiframe and Secondary Capture Image Storage, and Comprehensive SR Storage SOP Classes are extended to create Standard Extended SOP Classes by addition of standard and private attributes to the created SOP Instances as documented in Section 8.1.

8.7 PRIVATE TRANSFER SYNTAXES

No Private Transfer Syntaxes are supported.